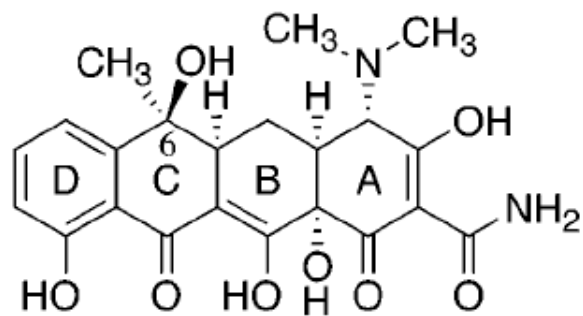


# A Convergent Enantioselective Route to Structurally Diverse Tetracyclines



(-)-Tetracycline (**1**)

1. Charest, M. G.; Lerner, C. D.; Brubaker, J. D.; Siegel, D. R.; Myers, A. G. *Science*. **2005**, 395.
2. Charest, M. G.; Siegel, D. R.; Myers, A. G. *J. Am. Chem. Soc.* **2005**, 127, 8292.

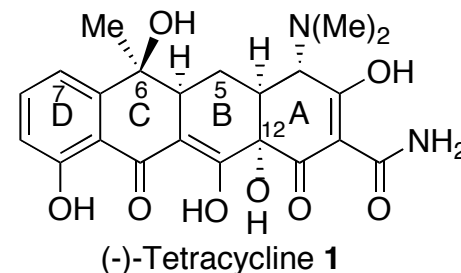
Literature Presentation

Zhenjie Lu

Apr 21, 2006

## Introduction

---



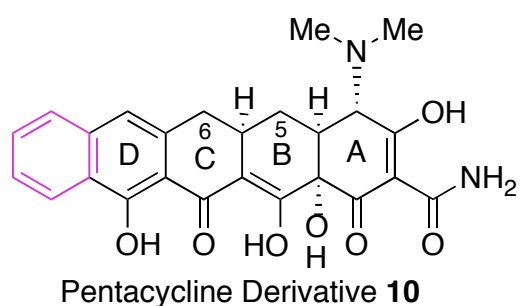
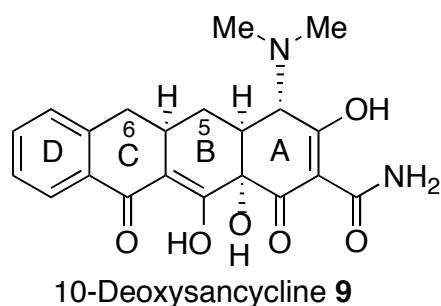
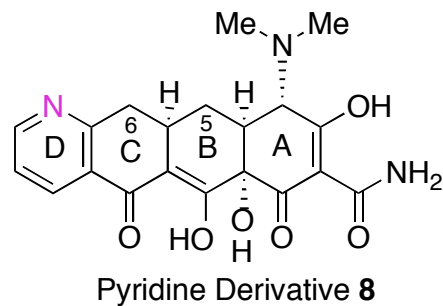
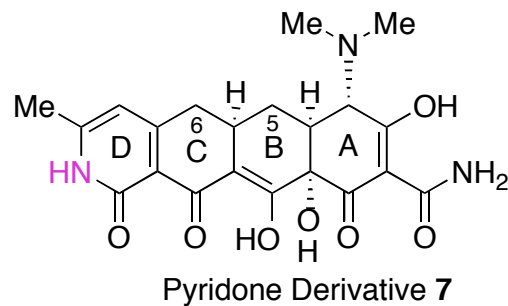
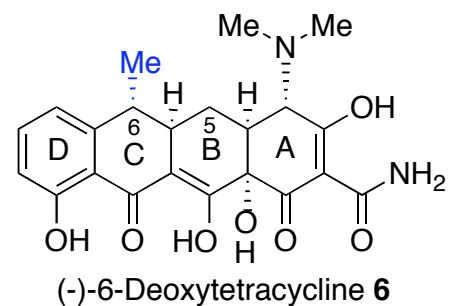
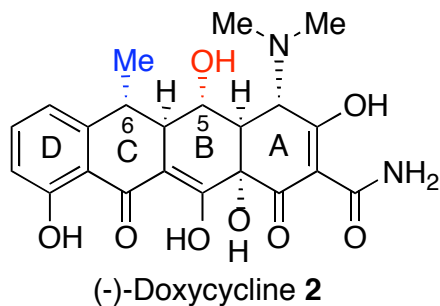
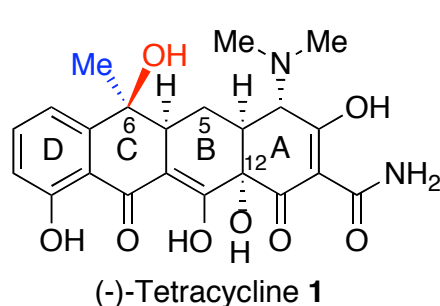
- **Isolation:** First announced by Duggar in 1948. X-ray and NMR analysis were done in 1960 and 1965.
- **Bioactivity:** Used to treat bacterial infections by preventing the growth and spread of bacteria; and as an alternative to other medications for the treatment of Lyme disease and prevention of anthrax.
- **Structural:** Four linearly fused six-membered carbon rings with five chiral-centers.
- **Synthesis :**
  - ◆ Semisynthesis or biosynthetic pathways.  
Such as Fermentation of certain strains of *Streptomyces aureofaciens*.
  - ◆ Woodward's 6-demethyl-6-deoxytetracycline synthesis in 1962. (*J.A.C.S*, **1962**, 3222)
  - ◆ Muxfeldt's terramycin synthesis in 1968. (*J.A.C.S*, **1968**, 6534)
  - ◆ Stork's 12a-deoxytetracycline in 1996. (*J.A.C.S*, **1996**, 5304) (16 steps, 18~25%)
  - ◆ First synthesis of tetracycline by Tatsuta. (*C.L*, **2000**, 646)  
(asymmetric, 34 steps, 0.002%)

---

Duggar, B. M. *Ann, N, Y, Acad. Sci.* **1948**, 51, 177.

Takeuchi, Y.; Buerger, M. J. *Proc. Natl. Acad. Sci. U. S.* **1960**, 46, 1366.

## A Few Family Members

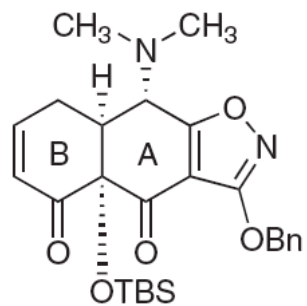
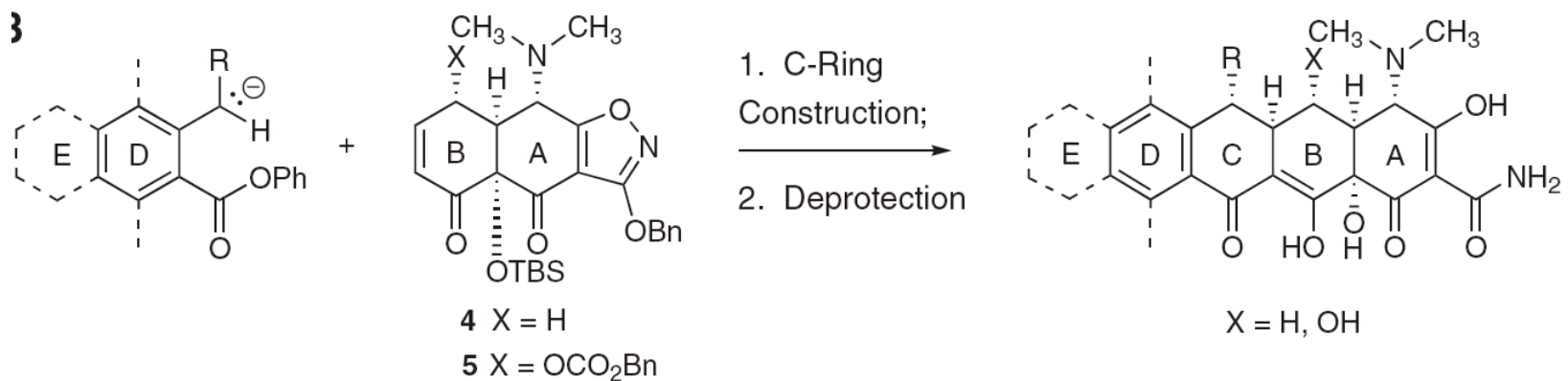


- ◆ Late-stage, diastereoselective C-ring construction was used.
- ◆ Compound 2 to 10 were coupled via Michael-Dieckmann rxn.
- ◆ Compound 1 was coupled via Diels-Alder rxn.

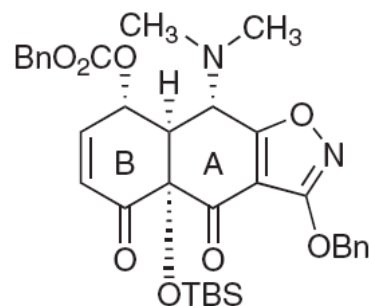
1. Charest, M. G.; Lemer, C. D.; Brubaker, J. D.; Siegel, D. R.; Myers, A. G. *Science*. **2005**, 395.

2. Charest, M. G.; Siegel, D. R.; Myers, A. G. *J. Am. Chem. Soc.* **2005**, 127, 8292.

## C-ring Formation from Varied Carbanionic D-ring Precursors with AB-ring Precursors

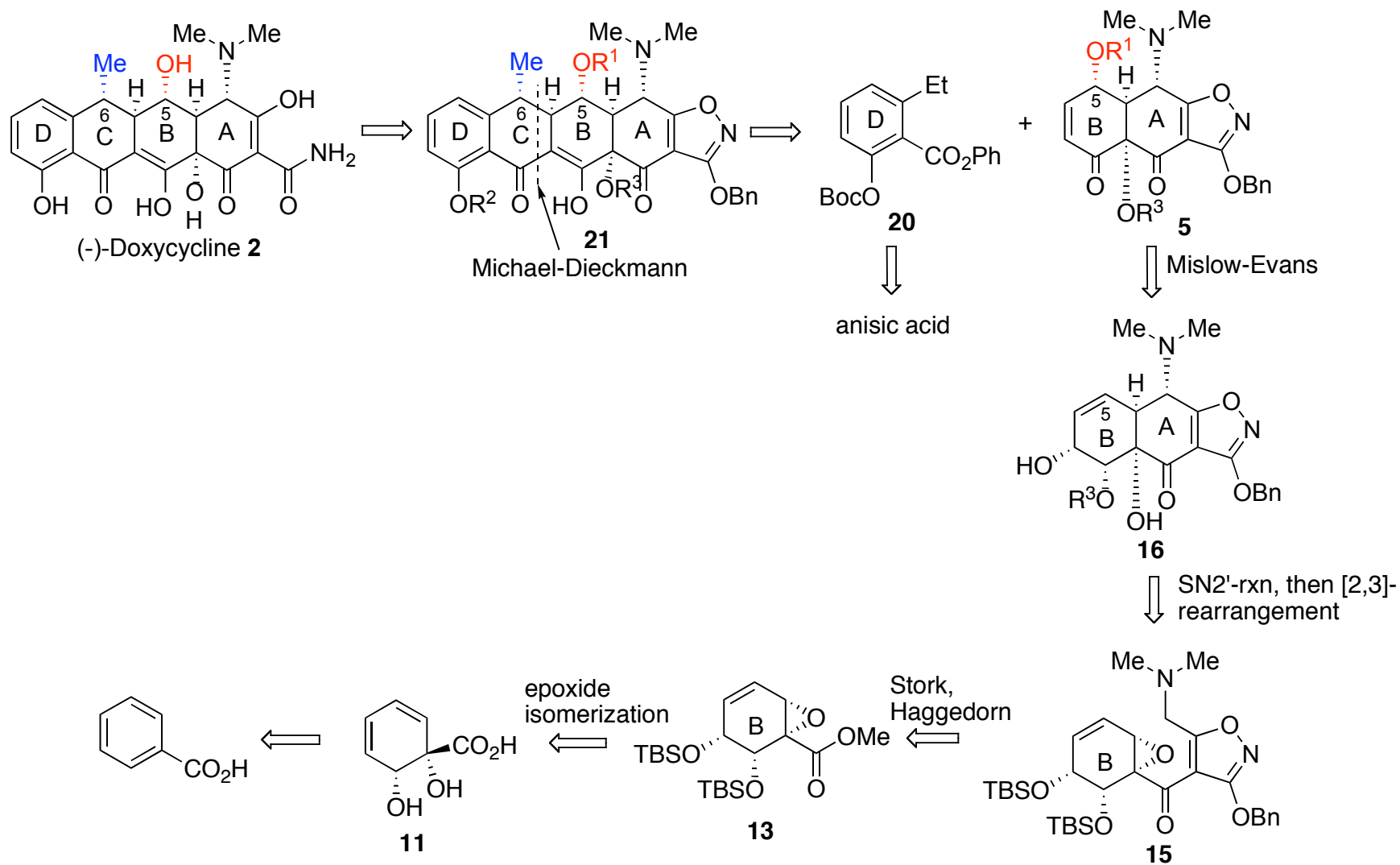


Precursor for products: **1, 6, 7, 8, 9, 10**

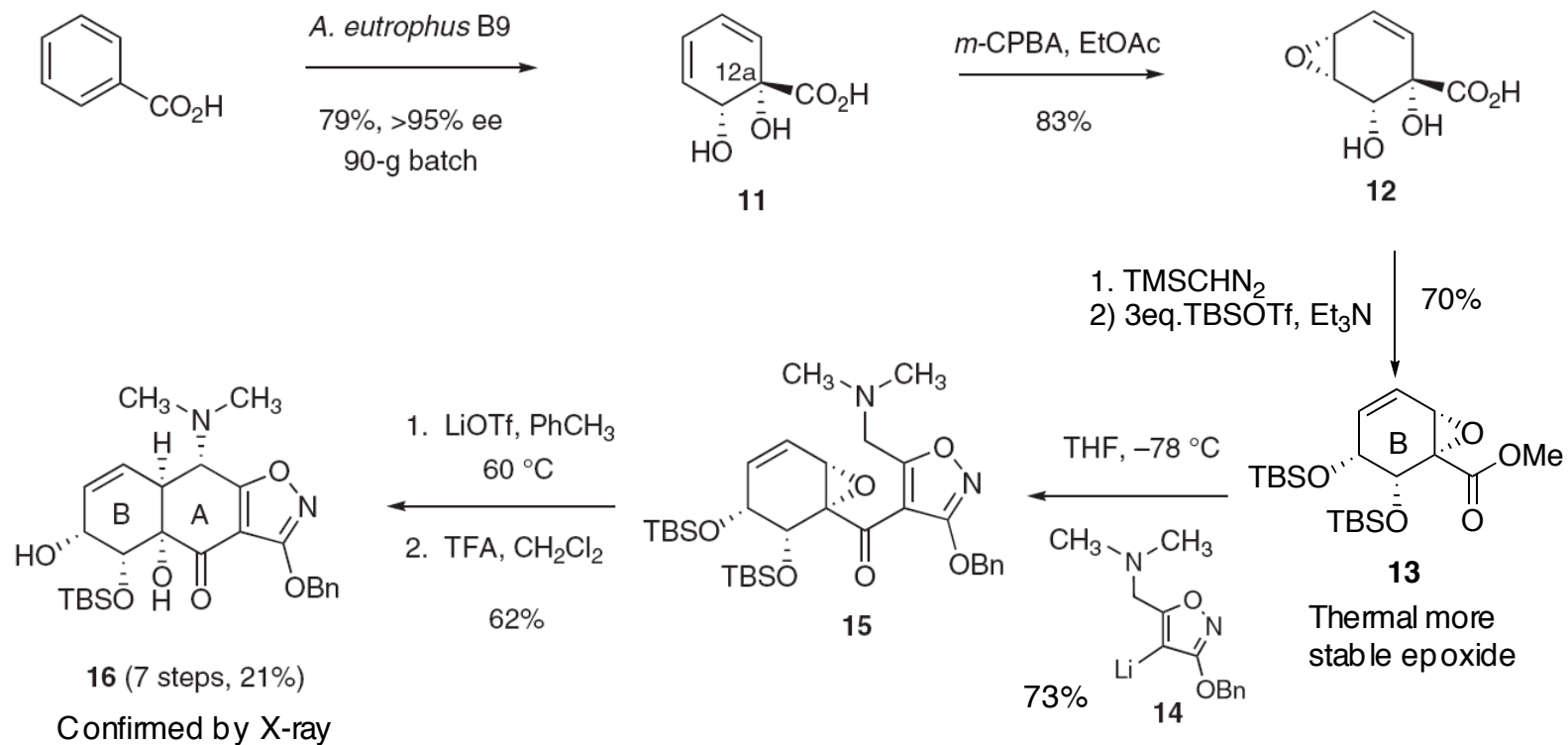


Precursor for product: **2**

# Retrosynthetic Analysis of Doxycycline - via Michael-Dieckmann Reaction



## Constuction of Fragment 16

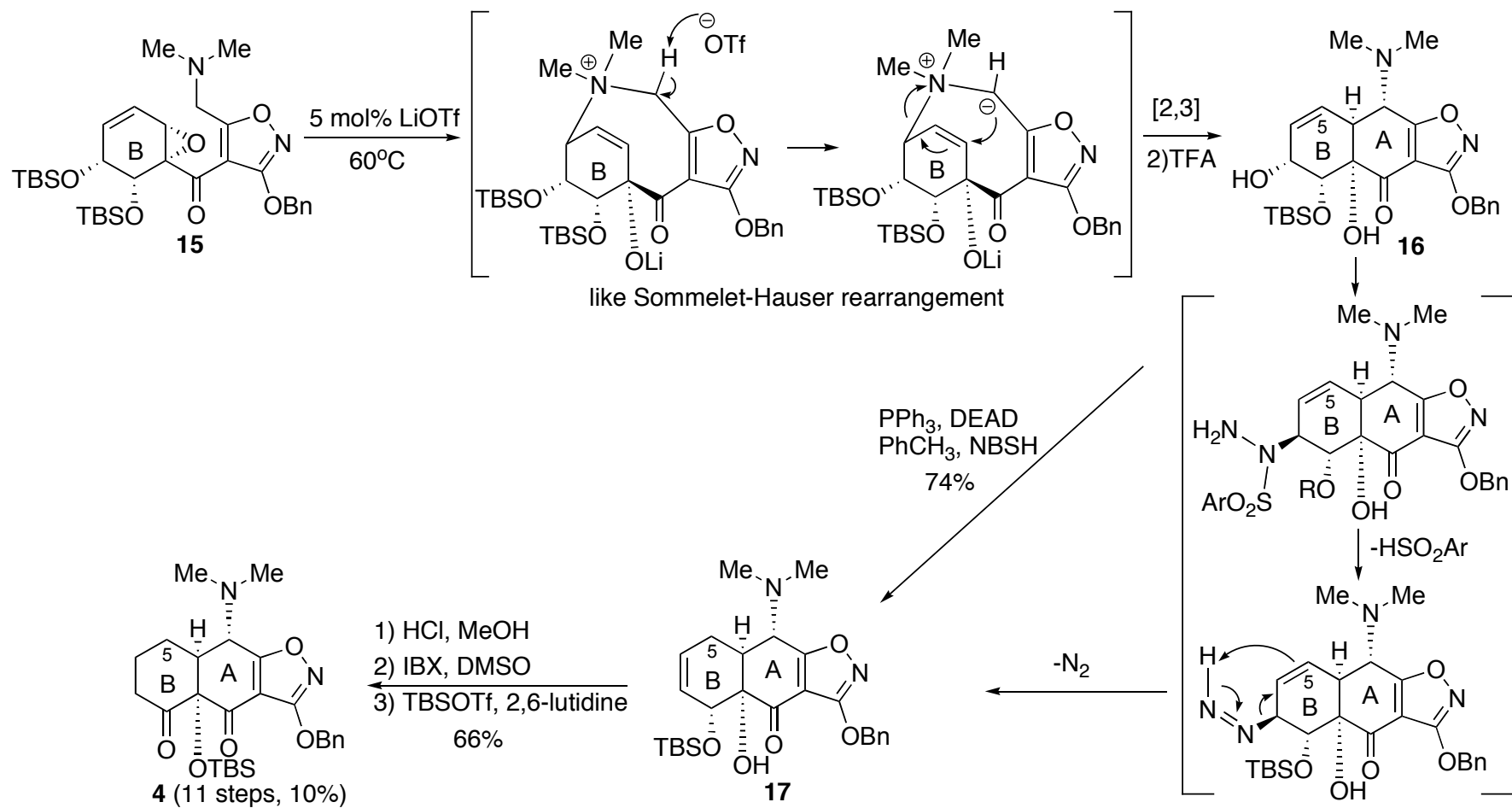


1) Myers, A. G.; Siegel, D. R.; Buzard, D. J.; Charest, M. G. *Org. Lett.* **2001**, *3*, 2923.

2) Stork, G.; Hagedorn III, A. A. *J. Am. Chem. Soc.* **1978**, *100*, 3609.

3) Pine, S. H. *Org. React.* **1970**, *18*, 403.

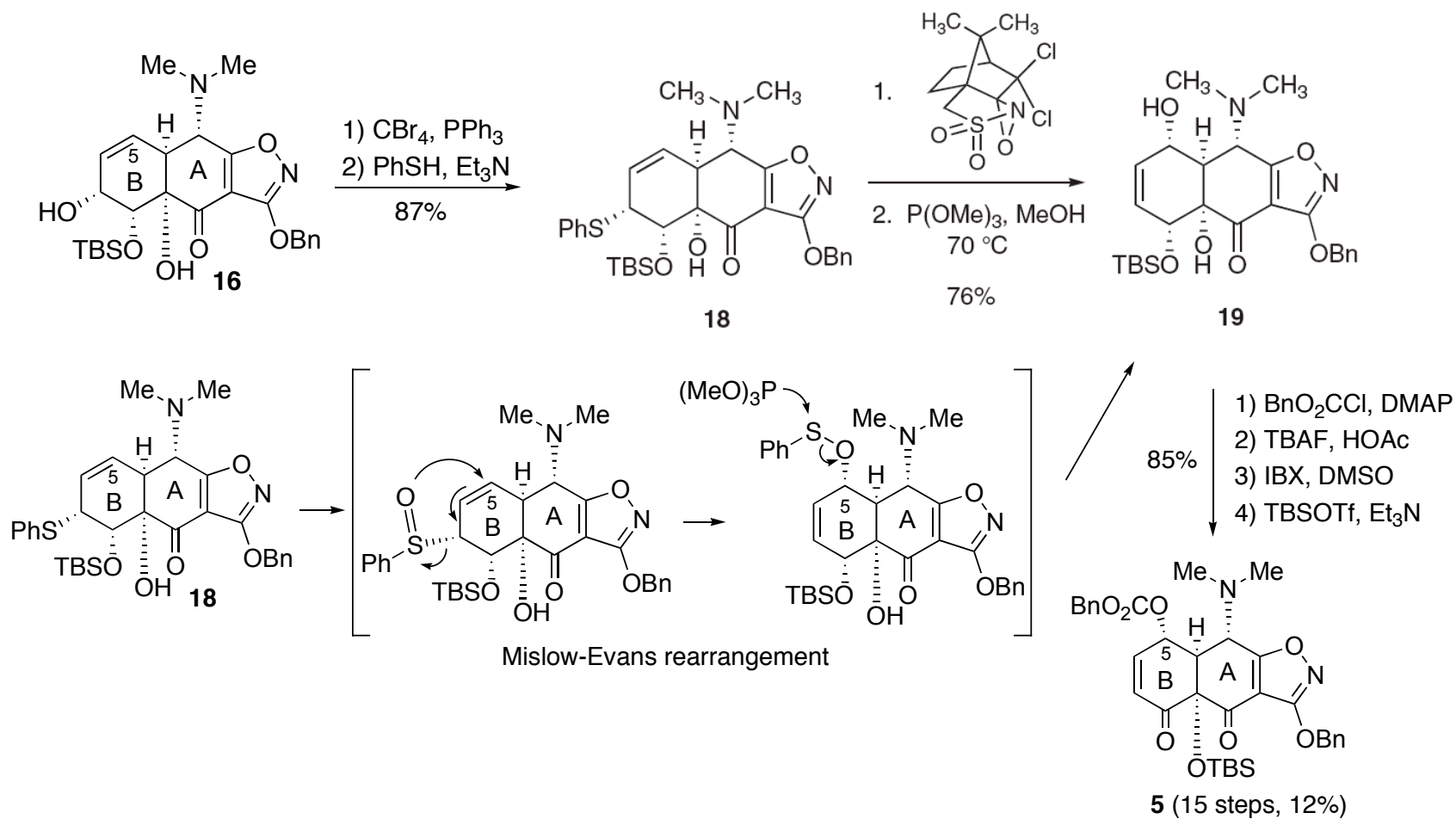
## Constuction of Fragment 4



1) Myers, A. G. Zheng, B. *Tetrahedron, Lett.* **1996**, *37*, 4841.

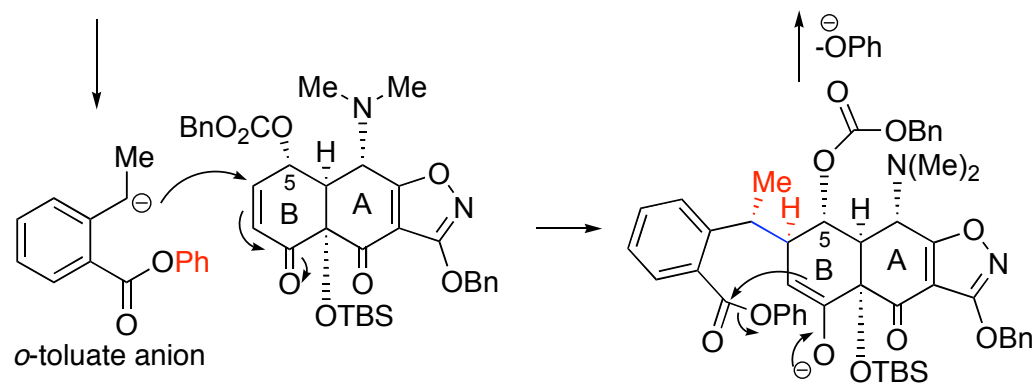
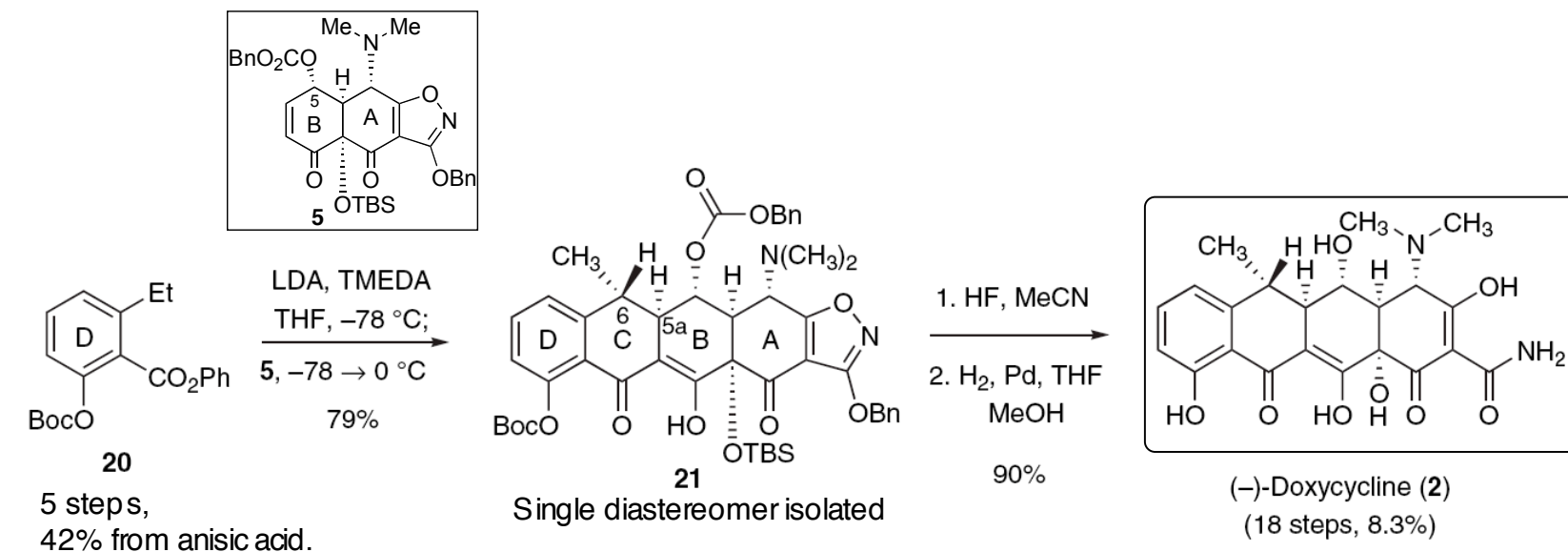
2) Frigerio, M.; Santagostino, M. *Tetrahedron, Lett.* **1994**, *35*, 8019.

## Constuction of Fragment 5



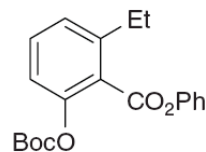


# Total synthesis of (-)-Doxycycline

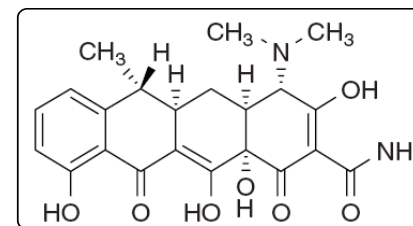


## Synthesis of Other Tetracycline Analogs- 6 to 10

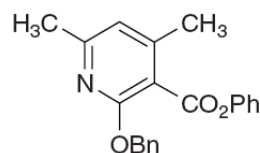
- ❖ (-)-6-Deoxytetracycline **6**  
(14 steps, 7.0% yield)



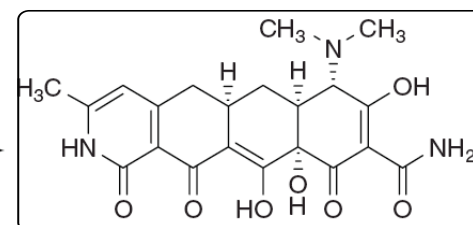
1. LDA, TMEDA; **4**  
-78 → 0 °C (81%)
2. HF, MeCN
3. H<sub>2</sub>, Pd (85%)



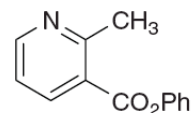
- ❖ Pyridone Derivative **7**  
(14 steps, 5.0% yield)



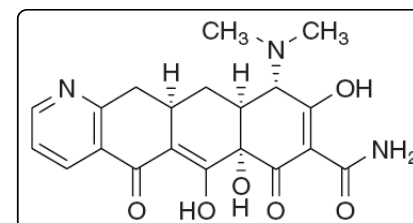
1. LDA, DMPU; **4**  
-78 → 0 °C (67%)
2. H<sub>2</sub>, Pd(OH)<sub>2</sub>
3. HCl, MeOH (74%)



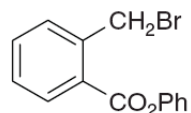
- ❖ Pyridine Derivative **8**  
(14 steps, 6.1% yield)



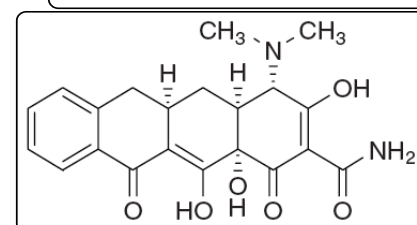
1. **4**; LDA, HMPA  
-95 → -50 °C (76%)
2. H<sub>2</sub>, Pd
3. HF, MeCN (79%)



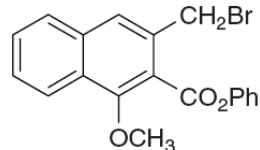
- ❖ 10-Deoxysancycline **9**  
(14 steps, 6.8% yield)



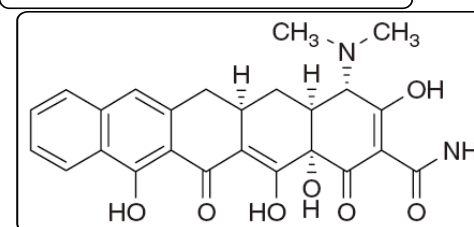
1. **4**; *n*-BuLi  
-100 → -70 °C (81%)
2. HF, MeCN
3. H<sub>2</sub>, Pd (83%)



- ❖ Pentacycline Derivative **10**  
(15 steps, 5.6% yield)



1. **4**; *n*-BuLi  
-100 → 0 °C (75%)
2. HF, MeCN
3. H<sub>2</sub>, Pd
4. BBr<sub>3</sub>, CH<sub>2</sub>Cl<sub>2</sub>  
-78 → 23 °C (74%)



# Antibacterial Testing

Bacterial Strains Tested				
Gram-Positive Organisms				
S. aureus ATCC 29213	S. epidermidis ACH-0016	S. haemolyticus ACH-0013	E. faecalis ATCC 700802	S. aureus ATCC 700699
Gram-Negative Organisms				
P. aeruginosa ATCC 27853	K. pneumoniae ATCC 13883	E. coli ATCC 25922	E. coli ACH-0095	E. coli pBR322

MIC ( $\mu\text{g/mL}$ )

MIC ( $\mu\text{g/mL}$ )

Tetracycline 1

1	1	8	1	>64
32	32	1	>64	>64

8	2	8	2	>64
>64	16	2	>64	64

Pyridine Derivative 8

6-Deoxytetracycline 6

1	0.5	2	0.5	2
>64	8	4	16	16

16	16	64	8	64
>64	ND	32	ND	ND

10-Deoxysancycline 9

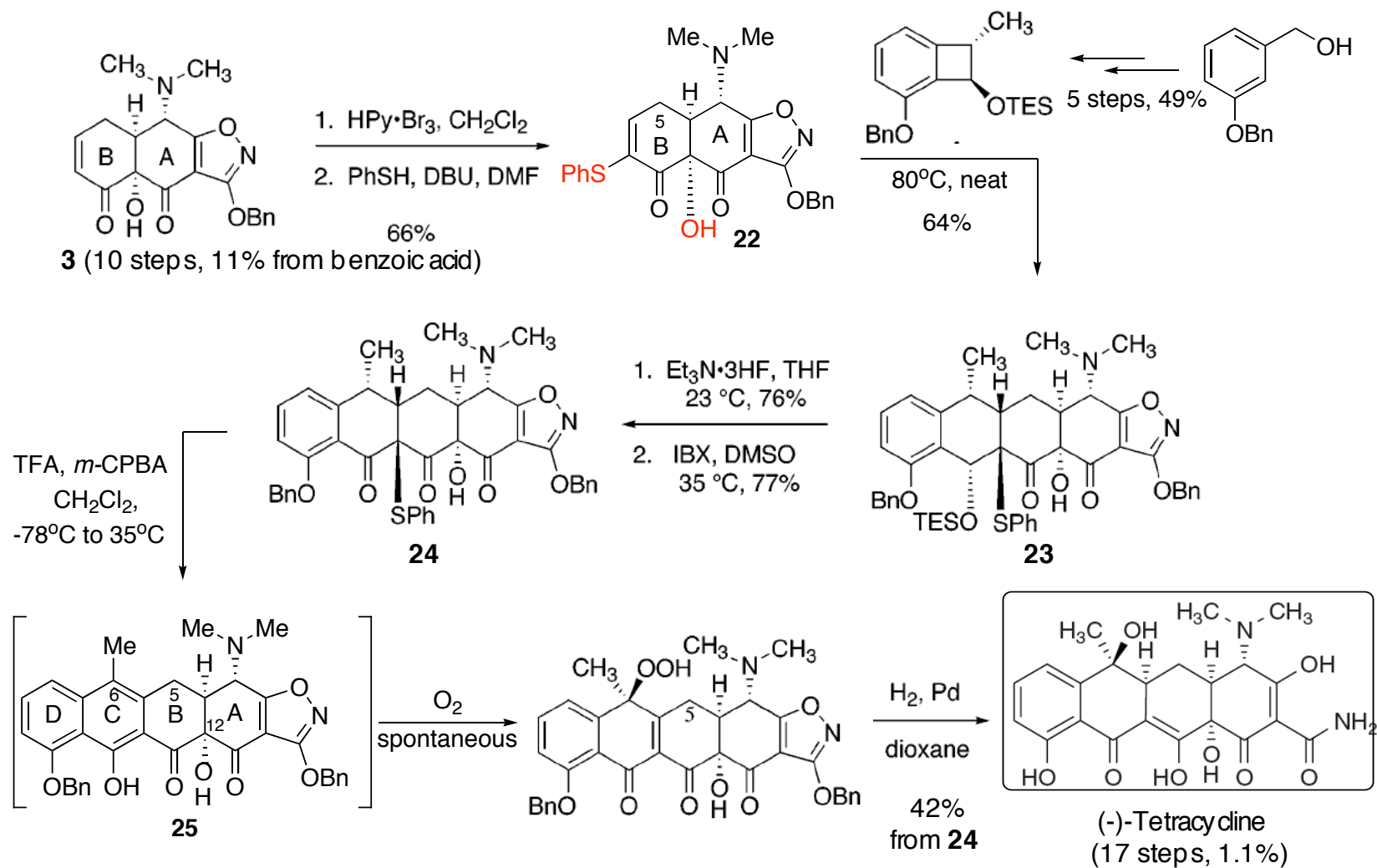
Pyridone Derivative 7

>64	ND	ND	ND	>64
>64	ND	>64	ND	ND

1	0.5	1	1	1
>64	>64	>64	>64	>64

Pentacycline Derivative 10

# Total Synthesis of Tetracycline



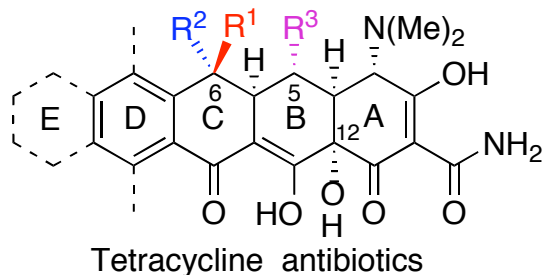
1) Charest, M. G.; Siegel, D. R.; Myers, A. G. *J. Am. Chem. Soc.* **2005**, *127*, 8292.

2) Allen, J. G.; Hentemann, M. F.; Danishefsky, S. J. *J. Am. Chem. Soc.* **2000**, *122*, 571.

3) Wasserman, H. H.; Lu, T.-J.; Scott, A. I. *J. Am. Chem. Soc.* **1986**, *108*, 4237.

## Conclusion

---



- ❖ Convergent enantioselective routes the synthesis of diverse tetracycline antibiotics.
- ❖ Diastereoselective C-ring construction:
  - a. Michael-Dieckmann reaction  
(Tetracycline derivatives **2** to **10**, **14** ~ **18** steps in 5.0% ~ 8.3% yield)
  - b. Diels-Alder reaction  
Tetracycline, 17 steps in 1.1% yield.  
Compared with the first synthesis: 34 steps in 0.002% yield.