

Article

One-Pot Iridium Catalyzed C–H Borylation/ Sonogashira Cross-Coupling: Access to Borylated Aryl Alkynes

Ghayoor A. Chotana ^{1,2}, Jose R. Montero Bastidas ¹, Susanne L. Miller ³, Milton R. Smith III ^{1,*}
and Robert E. Maleczka Jr. ^{1,*}

¹ Department of Chemistry, Michigan State University, East Lansing, MI 48824-1322, USA; ghayoor.abbas@lums.edu.pk (G.A.C.), monter20@chemistry.msu.edu (J.R.M.B.)

² Department of Chemistry and Chemical Engineering, Syed Babar Ali School of Science & Engineering, (SBASSE), Lahore University of Management Sciences (LUMS), Sector U, DHA, Lahore Cantt. 54792, Pakistan

³ BoroPharm Inc., 39555 Orchard Hill Place, Suite 600, Novi, MI 48375, USA; mille262@chemistry.msu.edu

* Correspondence: smithmil@msu.edu (M.R.S.III); maleczka@chemistry.msu.edu (R.E.M.J.); Tel.: +1-517-353-0834 (R.E.M.J.)

Academic Editors: José Pérez Sestelo and Luis A. Sarandeses

Received: 4 March 2020; Accepted: 3 April 2020; Published: 10 April 2020

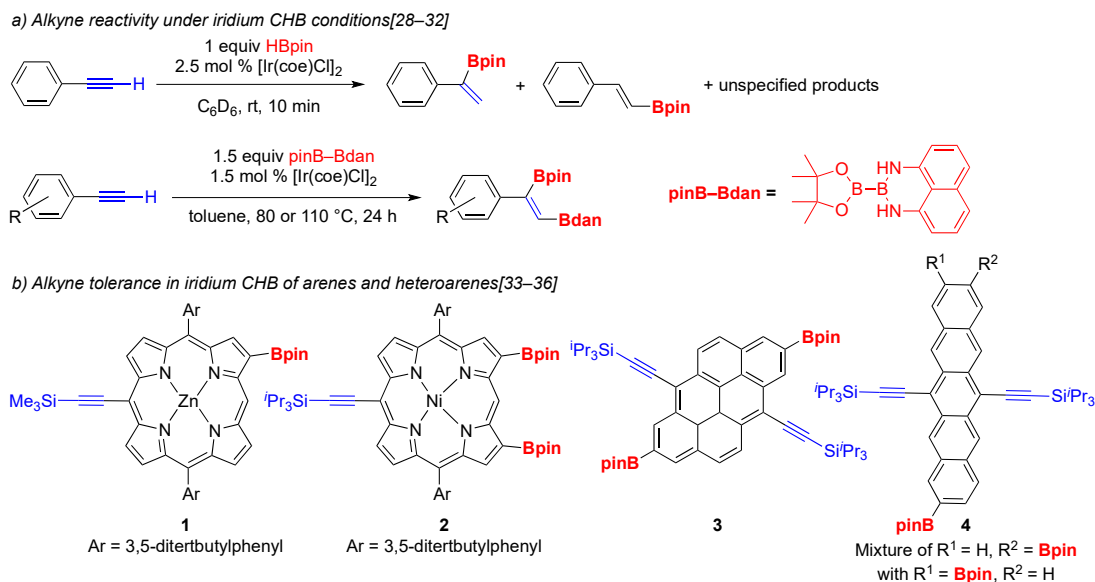
Abstract: Borylated aryl alkynes have been synthesized via one-pot iridium catalyzed C–H borylation (CHB)/Sonogashira cross-coupling of aryl bromides. Direct borylation of aryl alkynes encountered problems related to the reactivity of the alkyne under CHB conditions. However, tolerance of aryl bromides to CHB made possible a subsequent Sonogashira cross-coupling to access the desired borylated aryl alkynes.

Keywords: C–H borylation; Sonogashira cross-coupling; borylated aryl alkynes; one-pot reaction

1. Introduction

Boronic acids and esters serve as precursors for a variety of functional groups and as synthetic handles for C–C bond formation [1,2]. Over the past two decades, iridium-catalyzed C–H borylation (CHB) of arenes have emerged as useful additions to the synthetic chemist's toolbox [3–7]. The regiochemistry of iridium-catalyzed CHB of arenes is traditionally governed by sterics [3,7,8]; often complementing regiochemical outcomes of electrophilic aromatic substitution and directed *ortho* metalation. Since its discovery [9], methods to expand regiocontrol (*ortho*, *meta*, and *para*) [10–12], *sp*³ borylation protocols [13–21] and one-pot reactions [22–27] have been developed.

In contrast, few tactical advances have expanded the chemoselectivity of iridium-catalyzed CHBs. This is not to say that CHBs have poor functional group tolerance. Ester, amide, ether, carbamate, and nitrile functionalities are all well tolerated. Satisfactorily, CHB of halogenated arenes leaves the carbon-halogen bonds intact, which differs from other protocols involving palladium or nickel. In contrast, substrates bearing alkenes or unhindered alkynes have been considered problematic owing to the propensity of these groups to react under the borylation conditions. In fact, addition of hydroborane or diboron reagents across triple bonds can occur with catalytic systems similar to the traditional conditions used for CHB (Scheme 1a) [28–32]. However, there are reports in which CHB of arenes or heteroarenes bearing an alkyne functionality have been successful (Scheme 1b) [33–36]. It is likely that in these examples the presence of two bulky substituents on the alkyne hinder its reactivity, allowing for chemoselective borylation of the porphyrin moiety (**1**, **2**) or the polyarene skeleton (**3**, **4**). The dichotomy of these results was the first subject of our study.

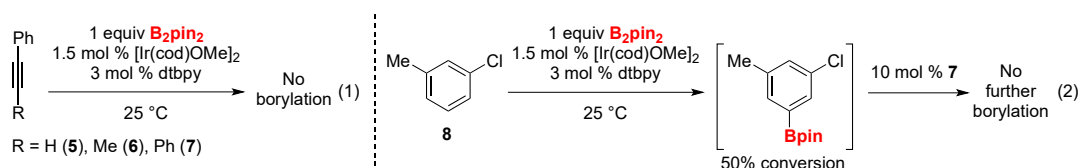


Scheme 1. (a) Reactivity and (b) tolerance of alkynes in iridium C–H borylations [28–36].

Unwanted alkyne reactivity can be viewed as a CHB limitation, since borylated aromatic alkynes have found use in the synthesis of extensively conjugated polymeric materials [37] and in crystal engineering, biological inhibition, molecular sensing, chirality, and structural assignment, etc., [38–41]. The preparation of borylated aromatic alkynes usually involves introduction of the boronic ester/acid functionality on an aromatic alkyne by metalation/borylation [42,43] or Pd-catalyzed borylation of aromatic halides [44]. We hypothesized that by courtesy of CHB halogen tolerance it would be possible to make such intermediates in the opposite order, namely, to synthesize borylated aromatic alkynes by a CHB/Sonogashira coupling sequence. If such a sequence could also be accomplished in a one-pot fashion, it would streamline the synthesis of borylated aromatic alkynes while allowing access to target molecules bearing the contra-electronic substitution patterns often associated with CHB reactions.

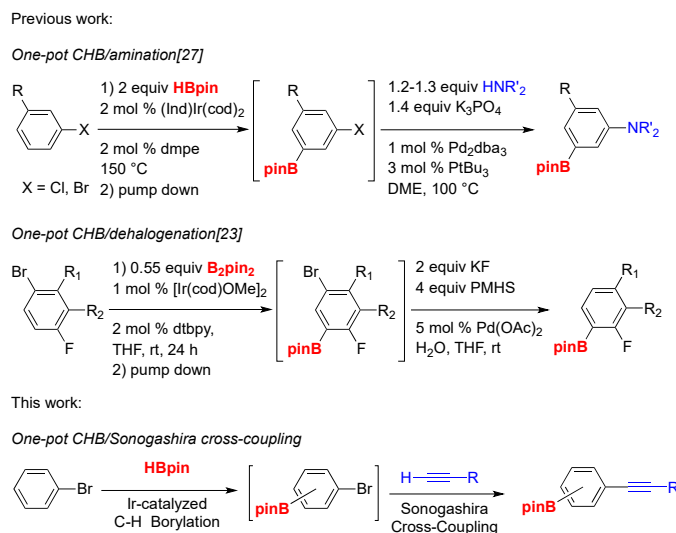
2. Results and Discussion

The prior art was inconclusive as to the compatibility between alkynes and CHB conditions. Therefore, we began by subjecting alkynyl arenes to CHB conditions (Scheme 2, Equation (1)). Attempted borylation of phenyl acetylene (**5**) using the $[\text{Ir}(\text{cod})\text{OMe}]_2/\text{dtbpy}$ catalyst system was unsuccessful. Considering that the terminal C–H bond in acetylene may be too acidic, we examined the borylation of 1-phenyl-1-propyne (**6**) and diphenyl acetylene (**7**). Neither of these alkynes underwent aromatic borylation. It was also found that the addition of 10 mol % of diphenylacetylene (**7**) halts the ongoing borylation of an otherwise suitable CHB substrate as shown in Scheme 2, Equation (2). Furthermore, attempted borylation of diphenyl acetylene with an $(\text{Ind})\text{Ir}(\text{cod})/\text{dmpe}$ catalyst system at 150 °C gave a mixture of products arising from hydrogenation, hydroboration, and catalytic borylation. These results suggest that the alkynyl group binds tightly to the active borylation catalyst at 25 °C, but at elevated temperatures the alkynyl group becomes a reactive partner.



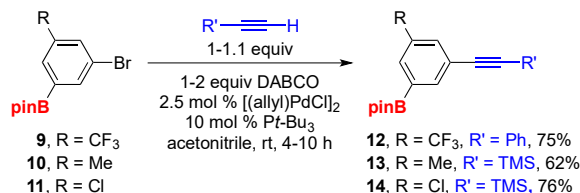
Scheme 2. Attempted CHB in the presence of alkynes.

These results drove our decision to develop a CHB/Sonogashira protocol. Others had demonstrated the tolerance of boronic esters under Sonogashira cross-coupling reaction conditions [39,40,45–47]. While our group previously showed that despite the propensity for self-Suzuki reactions, one-pot reactions involving CHB of aryl halides followed by C–N cross-coupling of the C–halogen bond [27] or dehalogenation [23], that keep the C–B bond intact are possible (Scheme 3). These studies provided the foundation from which we would seek to establish a one-pot CHB/Sonogashira cross-coupling of aryl halides to access borylated aryl alkynes.



Scheme 3. One-pot CHB of aryl halides followed by selective reaction of the C–Halogen bond [23,27].

3-Bromobenzotrifluoride was chosen as our test substrate. First, borylated 3-bromobenzotrifluoride (**9**) was subjected to Sonogashira cross-coupling under Fu’s conditions using phenyl acetylene (**5**) and CuI cocatalyst [48]. We were pleased to observe the formation of the desired borylated aromatic alkyne without any significant deborylation or polyphenylene formation. However, the reaction had stopped at about 90% conversion after 18 h and homocoupling of the alkyne was observed by GC-MS. As Buchwald had shown that a copper co-catalyst may inhibit Sonogashira coupling [49] and given that CuI can promote oxidative homocoupling of alkynes, we shifted to copper-free conditions reported by Soheili [50]. This resulted in full conversion of substrate in 10 h and the resulting borylated aromatic alkyne was isolated in 75% yield (Scheme 4). We used this protocol with a couple of other aryl borylated bromides (**10**, **11**) and the Sonogashira products were obtained in good yields (**13**, **14**). Synthesis of **14** was run in a bigger scale (10 g, 31.5 mmol) which shows the robustness of this reaction.



Scheme 4. Sonogashira cross-coupling of an aryl bromide boronic ester.

With this success, we moved on to developing the one-pot borylation/Sonogashira sequence. In addition to polyphenylene formation and deborylation, we envisioned other potential issues negatively impacting this approach, such as residual iridium catalyst/ligand affecting the subsequent Sonogashira coupling. Iridium is also known to catalyze the polymerization of aromatic alkynes [51]. In practice, 3-bromobenzotrifluoride was borylated using a (Ind)Ir(cod)/dmpe catalyst system and

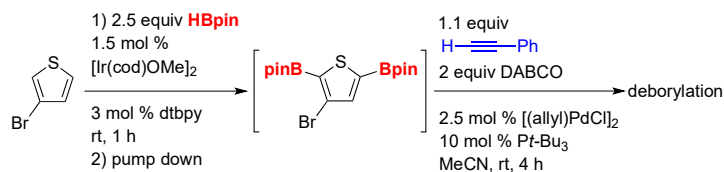
the intermediate boronate ester was then subjected to Sonogashira coupling without isolation. The coupling went smoothly without any interference from residual iridium catalyst, ligand, or borylation by-products and the desired product was isolated in 64% yield (Table 1, entry 1). Other substrates reacted similarly with phenyl acetylene or TMS acetylene as the alkyne partner. The general one-pot borylation/Sonogashira coupling sequence and the product yields over two-steps are presented in Table 1.

Table 1. Scope of one-pot CHB/Sonogashira cross-coupling reaction^a

Entry	Reagent	Product	Entry	Reagent	Product
1		 12 64% yield	8 ^b		 19 71% yield
2		 13 65% yield	9 ^{b,c}		 20 47% yield
3		 14 59% yield	10		 21 77% yield
4		 15 61% yield	11		 22 70% yield
5		 16 52% yield	12		 23 54% yield
6		 17 70% yield	13		 24 57% yield
7		 18 37% yield	14		 25 73% yield

^a See Materials and Methods (section 3) for experimental details and Supplementary Materials for spectral data. ^b 3 mol % [Ir(cod)OMe]₂/dtbpy was used for borylation. ^c Borylation was carried out with 0.6 equiv of B₂pin₂.

Both electron rich as well as electron deficient aryl bromides proved to be efficient substrates. Entries 10 and 11 show that a hindered C–Br bond in a bromoaryl boronate ester can undergo selective Sonogashira coupling without any deborylation of the more sterically accessible C–B bond. Double Sonogashira coupling can be carried out starting from 1,3-dibromobenzene (entry 12). Attempted mono-Sonogashira coupling on the intermediate boronic ester of 1,2-di-bromobenzene using 0.9 equiv of TMS-acetylene resulted in a 1:3 mixture of two regioisomers, however the di-Sonogashira product was the major species observed by GC-FID. The resulting borylated aromatic enediynes were isolated in good yields by using 2.2 equiv of alkyne (entries 13 and 14). To expand the scope of this methodology to heteroaromatics, we examined the one-pot borylation/Sonogashira coupling of 3-bromothiophene. Diborylation was complete in 1 h, however upon exposure to the Sonogashira conditions, extensive deborylation was observed (Scheme 5).



Scheme 5. Attempted di-borylation Sonogashira cross-coupling of 3-bromothiophene.

Considering that the presence of iridium may have caused deborylation [52,53], we ran the Sonogashira coupling on isolated 2-bromo-5-Bpin-thiophene. Although the Sonogashira coupling was complete in 2 h, about 80% of the coupled product was deborylated. These results suggest that the presence of Bpin functionality on the 2-position of thiophene is inherently unstable to the Sonogashira conditions. Indeed, Zheng also reported deborylation during microwave-assisted Sonogashira coupling of 2-borylated heteroaromatics [46].

3. Materials and Methods

3.1. Materials

All commercially available chemicals were used as received or purified as described. Bis(η^4 -1,5-cyclooctadiene)-di- μ -methoxy-diiridium(I) $[\text{Ir}(\text{cod})\text{OMe}]_2$ [54], (η^5 -Indenyl)(cyclooctadiene) iridium (Ind)Ir(cod) [55], and pinacolborane (HBpin) [56] were prepared as per the literature procedures. 4'-Di-*t*-butyl-2,2'-bipyridine (dtbpy), bis(pinacolato)diboron (B_2pin_2), and 3-bromobenzonitrile were sublimed before use. Liquid aryl bromides were refluxed over CaH_2 , distilled, and degassed. Phenyl acetylene was distilled before use. Acetonitrile was distilled over activated molecular sieves. *n*-Hexane was refluxed over sodium, distilled, and degassed. Silica gel (230–400 Mesh) was purchased from EMD™.

3.2. General Procedure A: Sonogashira Cross-Coupling of Borylated Aryl Bromides

In a glove box, borylated aryl bromide (1.0 mmol, 1 equiv), 1,4-diazabicyclo[2.2.2]octane [DABCO] (225 mg, 2.0 mmol, 2 equiv), allylpalladium chloride dimer (9 mg, 0.025 mmol, 2.5 mol %), Pt-Bu_3 (20 mg, 0.1 mmol, 10 mol %), alkyne (1.1 mmol, 1.1 equiv), and acetonitrile (3 mL) were transferred into a Schlenk flask equipped with a magnetic stirring bar [50]. The flask was then stoppered and stirred at room temperature until the Sonogashira coupling was judged complete by GC-FID. After completion, 5 mL of water were added to the reaction mixture. The reaction mixture was extracted with ether (10 mL \times 3). The combined ether extractions were washed with brine (10 mL), followed by water (10 mL), dried over MgSO_4 before being concentrated under reduced pressure on a rotary evaporator. The crude material was then subjected to column chromatography.

3.3. General Procedure B: One-Pot CHB/Sonogashira Reaction

In a glove box, (Ind)Ir(cod) (8 mg, 0.02 mmol, 2 mol % Ir), dmpe (3 mg, 0.02 mmol, 2 mol %), HBpin (256 mg, 2.0 mmol, 2 equiv), and aryl bromide (1.0 mmol, 1 equiv) were transferred into a Schlenk flask equipped with a magnetic stirring bar. The flask was stoppered, removed from the glove box, and stirred at 150 °C until the borylation was judged completely by GC-FID/MS. The reaction mixture was allowed to cool to room temperature and subsequently placed under high vacuum for 1–2 h. The Schlenk flask was brought into the dry box and 1,4-diazabicyclo[2.2.2]octane [DABCO] (225 mg, 2.0 mmol, 2 equiv), allylpalladium chloride dimer (9 mg, 0.025 mmol, 2.5 mol %), Pt-Bu₃ (20 mg, 0.1 mmol, 10 mol %), alkyne (1.1–1.3 mmol, 1.1–1.3 equiv) and acetonitrile (3 mL) were added [50]. The flask was then stoppered and stirred at room temperature until the Sonogashira coupling was judged completely by GC-FID. After completion, 10 mL of water were added to the reaction mixture. The reaction mixture was extracted with ether (10 mL × 3). The combined ether extractions were washed with brine (10 mL), followed by water (10 mL), dried over MgSO₄ before being concentrated under reduced pressure on a rotary evaporator. The crude material was then subjected to column chromatography.

3.4. Analytical data of products 12–25

3-(Phenylethynyl)-5-(4,4,5,5-tetramethyl-1,3,2-dioxaborolane-2-yl)-benzotrifluoride (**12**)

From Sonogashira coupling of borylated aryl bromide: the general procedure A was applied to the borylated version of 3-bromobenzotrifluoride (**9**, 351 mg, 1.0 mmol, 1 equiv) with phenyl acetylene (121 µL, 112 mg, 1.10 mmol, 1.1 equiv) as the coupling partner for 10 h. The crude mixture was concentrated and passed through a plug of silica gel (CH₂Cl₂ as eluent) to furnish the desired product as orange yellow oil, which solidified on standing (280 mg, 75% yield, mp 74–75 °C).

From one-pot CHB/Sonogashira coupling: the general procedure B was applied to 3-bromobenzotrifluoride (279 µL, 450 mg, 2.0 mmol, 1 equiv). The borylation step was carried out with HBpin (436 µL, 384 mg, 3.00 mmol, 1.50 equiv) for 3 h. The Sonogashira coupling step was carried out with phenyl acetylene (242 µL, 225 mg, 2.20 mmol, 1.1 equiv) for 5 h. Gradient column chromatography (pentane:dichloromethane 4:1 → pentane:dichloromethane 1:1) furnished the desired product as orange yellow oil, which solidified on standing (473 mg, 64% yield, mp 74–75 °C).

¹H NMR (CDCl₃, 300 MHz): δ 8.15 (m, 1 H), 8.00 (m, 1.0 Hz, 1 H), 7.86 (m, 1 H), 7.58–7.49 (m, 2 H), 7.42–7.30 (m, 3 H), 1.37 (s, 12 H, 4 CH₃ of Bpin). ¹³C-NMR {¹H} (CDCl₃, 125 MHz): δ 141.2 (CH), 131.8 (2 CH), 130.8 (q, ³J_{C-F} = 3.8 Hz, CH), 130.7 (q, ³J_{C-F} = 3.8 Hz, CH), 130.6 (q, ²J_{C-F} = 32.5 Hz, C), 128.8 (CH), 128.5 (2 CH), 124.1 (q, ¹J_{C-F} = 273 Hz, CF₃), 124.0 (C), 122.9 (C), 91.2 (C), 88.0 (C), 84.6 (2 C), 24.9 (4 CH₃ of Bpin); ¹¹B-NMR (CDCl₃, 96 MHz): δ 30.6; ¹⁹F-NMR (CDCl₃, 282 MHz) δ –63.0; FT-IR (neat) $\tilde{\nu}_{\text{max}}$: 2980, 1601, 1493, 1369, 1306, 1277, 1169, 1130, 966, 898, 871, 847, 756, 704, 688 cm⁻¹; GC-MS (EI) *m/z* (% relative intensity): M⁺ 372 (100), 357 (10), 286 (18), 272 (12); HRMS (FAB): *m/z* 372.1510 [(M⁺); Calcd for C₂₁H₂₀BF₃O₂: 372.1508].

3-(Trimethylsilylethynyl)-5-(4,4,5,5-tetramethyl-1,3,2-dioxaborolane-2-yl)-toluene (**13**).

From Sonogashira coupling of borylated aryl bromide: the general procedure A was applied to the borylated version of 3-bromotoluene (**10**, 297 mg, 1.0 mmol, 1 equiv) with trimethylsilyl acetylene (156 µL, 108 mg, 1.10 mmol, 1.1 equiv) as the coupling partner for 4 h. Column chromatography (pentane/ether 9:1, R_f 0.8) furnished the desired product as yellow oil (194 mg, 62% yield).

From one-pot CHB/Sonogashira coupling: the general procedure B was applied to 3-bromotoluene (122 µL, 171 mg, 1.0 mmol, 1 equiv). The borylation step was carried out with HBpin (218 µL, 192 mg, 1.50 mmol, 1.50 equiv) for 12 h. The Sonogashira coupling step was carried out with trimethylsilyl acetylene (156 µL, 108 mg, 1.10 mmol, 1.1 equiv) for 4 h. Column chromatography (pentane/ether 9:1, R_f 0.8) furnished the desired product as yellow oil (204 mg, 65% yield).

¹H NMR (CDCl₃, 500 MHz): δ 7.74 (m, 1 H), 7.56 (m, 1 H), 7.38 (m, 1 H), 2.31 (m, 3 H), 1.34 (br s, 12 H, 4 CH₃ of Bpin), 0.22 (s, 9 H, 3 CH₃ of TMS); ¹³C-NMR {¹H} (CDCl₃, 125 MHz): δ 137.3 (C), 135.7 (CH), 135.5 (CH), 135.2 (CH), 122.7 (C), 105.4 (C), 93.8 (C), 84.1 (2 C), 25.0 (4 CH₃ of Bpin), 21.1 (CH₃), 0.2 (3 CH₃ of TMS); ¹¹B-NMR (CDCl₃, 160 MHz): δ 30.2; FT-IR (neat) $\tilde{\nu}_{\text{max}}$: 2978, 2154, 1591, 1383, 1365,

1248, 1145, 966, 848, 760, 706 cm⁻¹; GC-MS (EI) *m/z* (% relative intensity): M⁺ 314 (15), 299 (100), 199 (11); HRMS (FAB): *m/z* 314.1875 [(M⁺); Calcd for C₁₈H₂₇BO₂Si: 314.1873].

3-(Trimethylsilylethynyl)-5-(4,4,5,5-tetramethyl-1,3,2-dioxaborolane-2-yl)-chlorobenzene (14).

From Sonogashira coupling of borylated aryl bromide: the general procedure A was applied to the borylated version of 3-bromochlorobenzene (**11**, 10 g, 31.5 mmol, 1 equiv) with 1,4-diazabicyclo[2.2.2]octane [DABCO] (3.54 g, 31.5 mmol, 1 equiv), allylpalladium chloride dimer (288 mg, 0.788 mmol, 2.5 mol %), Pt-Bu₃ (638 mg, 3.15 mmol, 10 mol %), trimethylsilyl acetylene (4.5 mL, 3.09 g, 31.5 mmol, 1 equiv) and acetonitrile (100 mL) for 4 h. After completion, 100 mL of water was added to the reaction mixture. The reaction mixture was extracted with MTBE (50 mL × 3). The combined ether extractions were washed with water (50 mL), followed by brine (50 mL), dried over MgSO₄ before being concentrated under reduced pressure on a rotary evaporator. Gradient column chromatography (hexanes/ dichloromethane 1:1 → hexanes/dichloromethane 0:1) furnished the desired product as yellow oil. If the oil is left to dry in air, it will dry to a waxy solid that can be scraped and dried under vacuum to a yellow powder (8 g, 76% yield).

From one-pot CHB/Sonogashira coupling: the general procedure B was applied to 3-bromochlorobenzene (118 μL, 191 mg, 1.0 mmol, 1 equiv). The borylation step was carried out with HBpin (218 μL, 192 mg, 1.50 mmol, 1.50 equiv) for 4 h. The Sonogashira coupling step was carried out with trimethylsilyl acetylene (184 μL, 128 mg, 1.30 mmol, 1.3 equiv) for 4 h. Gradient column chromatography (hexanes/ dichloromethane 1:1 → hexanes/dichloromethane 0:1) furnished the desired product as yellow oil (196 mg, 59% yield).

¹H-NMR (CDCl₃, 300 MHz): δ 7.78 (dd, *J* = 1.5, 1.0 Hz, 1 H), 7.70 (dd, *J* = 2.2, 1.0 Hz, 1 H), 7.52 (dd, *J* = 2.2, 1.5 Hz, 1 H), 1.34 (br s, 12 H, 4 CH₃ of Bpin), 0.23 (s, 9 H, 3 CH₃ of TMS); ¹³C NMR {¹H} (CDCl₃, 125 MHz): δ 136.5 (CH), 134.6 (CH), 134.2 (CH), 133.9 (C), 124.6 (C), 103.6 (C), 95.8 (C), 84.5 (2 C), 25.0 (4 CH₃ of Bpin), 0.0 (3 CH₃ of TMS); ¹¹B-NMR (CDCl₃, 96 MHz): δ 30.6; FT-IR (neat) $\tilde{\nu}_{\max}$: 2978, 2166, 1562, 1352, 1143, 966, 927, 844, 760, 702 cm⁻¹; GC-MS (EI) *m/z* (% relative intensity): M⁺ 334 (8), 320 (100), 219 (10); HRMS (FAB): *m/z* 335.1407 [(M⁺); Calcd for C₁₇H₂₅BO₂SiCl: 335.14055].

3-(Phenylethynyl)-5-(4,4,5,5-tetramethyl-1,3,2-dioxaborolane-2-yl)-toluene (15).

The general procedure B was applied to 3-bromotoluene (122 μL, 171 mg, 1.0 mmol, 1 equiv). The borylation step was carried out with HBpin (290 μL, 256 mg, 2.00 mmol, 2.00 equiv) for 12 h. The Sonogashira coupling step was carried out with phenyl acetylene (121 μL, 112 mg, 1.10 mmol, 1.1 equiv) for 12 h. Column chromatography (pentane/dichloromethane 1:1, R_f 0.8) furnished the desired product as yellow oil, which solidified on standing (193 mg, 61% yield, mp 73–75 °C).

¹H-NMR (CDCl₃, 500 MHz): δ 7.83 (m, 1 H), 7.60 (m, 1 H), 7.47–7.50 (m, 2 H), 7.46 (m, 1 H), 7.30–7.34 (m, 3 H), 2.36 (s, 3 H), 1.36 (br s, 12 H, 4 CH₃ of Bpin); ¹³C NMR {¹H} (CDCl₃, 75 MHz): δ 137.4 (C), 135.4 (CH), 135.4 (CH), 134.9 (CH), 131.7 (2 CH), 128.4 (2 CH), 128.2 (CH), 123.7 (C), 123.0 (C), 89.8 (C), 89.3 (C), 84.1 (2 C), 25.0 (4 CH₃ of Bpin), 21.2 (CH₃); ¹¹B-NMR (C₆D₆, 96 MHz): δ 31.7; FT-IR (neat) $\tilde{\nu}_{\max}$: 2976, 1595, 1491, 1417, 1385, 1371, 1317, 1289, 1207, 1143, 966, 852, 756, 706, 690 cm⁻¹; GC-MS (EI) *m/z* (% relative intensity): M⁺ 318 (100), 304 (15), 233 (11), 219 (12); HRMS (FAB): *m/z* 318.1794 [(M⁺); Calcd for C₂₁H₂₃BO₂: 318.1791].

3-(Phenylethynyl)-5-(4,4,5,5-tetramethyl-1,3,2-dioxaborolane-2-yl)-anisole (16).

The general procedure B was applied to 3-bromoanisole (254 μL, 374 mg, 2.0 mmol, 1 equiv). The borylation step was carried out with HBpin (580 μL, 512 mg, 4.00 mmol, 2.00 equiv) for 16 h. The Sonogashira coupling step was carried out with phenyl acetylene (286 μL, 266 mg, 2.60 mmol, 1.3 equiv) for 4 h. Gradient column chromatography (hexanes/dichloromethane 1:1 → hexanes/dichloromethane 0:1) furnished the desired product as yellow oil (343 mg, 52% yield).

¹H-NMR (CDCl₃, 500 MHz): δ 7.61 (dd, *J* = 1.5, 0.9 Hz, 1 H), 7.54–7.49 (m, 2 H), 7.37–7.31 (m, 3 H), 7.30 (dd, *J* = 2.7, 0.9 Hz, 1 H), 7.15 (dd, *J* = 2.7, 1.5 Hz, 1 H), 3.85 (s, 3 H), 1.35 (br s, 12 H, 4 CH₃ of Bpin); ¹³C-NMR {¹H} (CDCl₃, 125 MHz): δ 159.1 (C), 131.7 (2 CH), 130.8 (CH), 128.5 (2 CH), 128.3 (CH), 124.1 (C), 123.5 (C), 120.0 (CH), 119.8 (CH), 89.38 (C), 89.36 (C), 84.2 (2 C), 55.6 (OCH₃), 25.0 (4 CH₃ of Bpin); ¹¹B NMR (CDCl₃, 96 MHz): δ 30.6; FT-IR (neat) $\tilde{\nu}_{\max}$: 2980, 1581, 1373, 1224, 1143, 1057, 966, 850,

756, 704 cm^{-1} ; GC-MS (EI) m/z (% relative intensity): M^+ 334 (100), 319 (10), 276 (6), 248 (15), 234 (21); HRMS (FAB): m/z 334.1742 [M^+]; Calcd for $\text{C}_{21}\text{H}_{23}\text{BO}_3$: 334.1740].

N,N-Di-methyl-3-(phenylethynyl)-5-(4,4,5,5-tetramethyl-1,3,2-dioxaborolane-2-yl)-aniline (17).

The general procedure B was applied to *N,N*-dimethyl-3-bromoaniline (400 mg, 2.0 mmol, 1 equiv). The borylation step was carried out with HBpin (580 μL , 512 mg, 4.00 mmol, 2.00 equiv) for 24 h. The Sonogashira coupling step was carried out with phenyl acetylene (242 μL , 225 mg, 2.20 mmol, 1.1 equiv) for 20 h. Column chromatography (pentane/ether 4:1, R_f 0.5) furnished the desired product as yellow oil (488 mg, 70% yield).

$^1\text{H-NMR}$ (C_6D_6 , 300 MHz): δ 8.03 (dd, $J = 1.4, 0.8$ Hz, 1 H), 7.59–7.50 (m, 2 H), 7.48 (dd, $J = 2.8, 0.8$ Hz, 1 H), 7.12 (dd, $J = 2.8, 1.4$ Hz, 1 H), 7.06–6.96 (m, 3 H), 2.40 (s, 6 H), 1.15 (br s, 12 H, 4 CH_3 of Bpin); $^{13}\text{C-NMR}$ [^1H] (C_6D_6 , 75 MHz): δ 150.4 (C), 132.0 (2 CH), 128.6 (2 CH), 128.2 (CH), 127.6 (CH), 124.4 (C), 124.0 (C), 119.6 (CH), 118.4 (CH), 91.5 (C), 89.1 (C), 83.9 (2 C), 40.1 (2 CH_3), 25.1 (4 CH_3 of Bpin); $^{11}\text{B NMR}$ (CDCl_3 , 96 MHz): δ 31.1; FT-IR (neat) $\tilde{\nu}_{\text{max}}$: 2978, 2930, 2799, 1587, 1489, 1429, 1386, 1269, 1143, 1010, 966, 846, 756, 704, 690 cm^{-1} ; GC-MS (EI) m/z (% relative intensity): M^+ 347 (100), 289 (2), 247 (10); HRMS (FAB): m/z 347.2060 [M^+]; Calcd for $\text{C}_{22}\text{H}_{26}\text{BNO}_2$: 347.2057].

3-(Phenylethynyl)-5-(4,4,5,5-tetramethyl-1,3,2-dioxaborolane-2-yl)-chlorobenzene (18).

The general procedure B was applied to 3-bromochlorobenzene (118 μL , 191 mg, 1.0 mmol, 1 equiv). The borylation step was carried out with HBpin (290 μL , 256 mg, 2.00 mmol, 2.00 equiv) for 12 h. The Sonogashira coupling step was carried out with phenyl acetylene (121 μL , 112 mg, 1.10 mmol, 1.1 equiv) for 12 h. Column chromatography (pentane/dichloromethane 4:3, R_f 0.8) furnished the desired product as a light yellow solid (117 mg, 37% yield, mp 45–46 $^\circ\text{C}$).

$^1\text{H-NMR}$ (CDCl_3 , 300 MHz): δ 7.87 (dd, $J = 1.6, 1.0$ Hz, 1 H), 7.74 (dd, $J = 2.2, 1.0$ Hz, 1 H), 7.60 (dd, $J = 2.2, 1.6$ Hz, 1 H), 7.56–7.47 (m, 2 H), 7.40–7.32 (m, 3 H), 1.36 (br s, 12 H, 4 CH_3 of Bpin); $^{13}\text{C NMR}$ [^1H] (CDCl_3 , 75 MHz): δ 136.2 (CH), 134.4 (CH), 134.1 (C), 133.8 (CH), 131.8 (2 CH), 128.7 (CH), 128.5 (2 CH), 124.9 (C), 123.1 (C), 90.7 (C), 88.2 (C), 84.5 (2 C), 25.0 (4 CH_3 of Bpin); $^{11}\text{B NMR}$ (CDCl_3 , 160 MHz): δ 29.9; FT-IR (neat) $\tilde{\nu}_{\text{max}}$: 2978, 1562, 1412, 1356, 1142, 966, 862, 756, 700, 690 cm^{-1} ; GC-MS (EI) m/z (% relative intensity): M^+ 338 (100), 340(33), 324 (18), 280 (5), 252 (59); HRMS (FAB): m/z 338.1247 [M^+]; Calcd for $\text{C}_{20}\text{H}_{20}\text{BClO}_2$: 338.1245].

3-(Phenylethynyl)-5-(4,4,5,5-tetramethyl-1,3,2-dioxaborolane-2-yl)-benzonitrile (19).

The general procedure B was applied to 3-bromobenzonitrile (910 mg, 5.0 mmol, 1 equiv). The borylation step was carried out with HBpin (1.09 mL, 960 mg, 7.5 mmol, 1.5 equiv), $[\text{Ir}(\text{OMe})(\text{COD})]_2$ (50 mg, 0.075 mmol, 3 mol % Ir), and dtbpy (40 mg, 0.15 mmol, 3 mol %) at room temperature for 12 h. The Sonogashira coupling step was carried out with phenyl acetylene (604 μL , 562 mg, 5.50 mmol, 1.1 equiv) for 24 h. After completion, 20 mL of water were added to the reaction mixture. The reaction mixture was extracted with ether (100 mL). The combined ether extractions were washed with brine (25 mL), followed by water (20 mL) and dried over MgSO_4 . Filtration and concentration under reduced pressure on a rotary evaporator furnished the desired product as a light yellow solid (1.652 g, 71% yield, mp 83–85 $^\circ\text{C}$).

$^1\text{H-NMR}$ (CDCl_3 , 300 MHz): δ 8.16 (dd, $J = 1.7, 1.1$ Hz, 1 H), 8.01 (dd, $J = 1.7, 1.1$ Hz, 1 H), 7.85 (t, $J = 1.7$ Hz, 1 H), 7.59–7.46 (m, 2 H), 7.42–7.31 (m, 3 H), 1.36 (br s, 12 H, 4 CH_3 of Bpin); $^{13}\text{C-NMR}$ [^1H] (CDCl_3 , 75 MHz): δ 141.8 (CH), 137.5 (CH), 136.9 (CH), 131.9 (2 CH), 129.0 (CH), 128.6 (2 CH), 124.6 (C), 122.6 (C), 118.2 (C), 112.7 (C), 91.9 (C), 87.2 (C), 84.9 (2 C), 25.0 (4 CH_3 of Bpin); $^{11}\text{B NMR}$ (CDCl_3 , 160 MHz): δ 29.7; FT-IR (neat) $\tilde{\nu}_{\text{max}}$: 3061, 2980, 2932, 2231 (s), 2212 (w), 1589, 1491, 1415, 1377, 1329, 1298, 1143, 1122, 966, 897, 848, 756, 698, 690 cm^{-1} ; GC-MS (EI) m/z (% relative intensity): M^+ 329 (100), 314 (8), 244 (46), 230 (27); HRMS (FAB): m/z 330.1668 [M^+]; Calcd for $\text{C}_{21}\text{H}_{21}\text{BNO}_2$: 330.1665].

3-(Trimethylsilylethynyl)-5-(4,4,5,5-tetramethyl-1,3,2-dioxaborolane-2-yl)-benzonitrile (20).

The general procedure B was applied to 3-bromobenzonitrile (182 mg, 1.0 mmol, 1 equiv). The borylation step was carried out with B_2pin_2 (153 mg, 0.60 mmol, 1.2 equiv of boron), $[\text{Ir}(\text{OMe})(\text{COD})]_2$ (10 mg, 0.015 mmol, 3 mol % Ir), and dtbpy (8 mg, 0.03 mmol, 3 mol %) at room temperature for 2 h.

The Sonogashira coupling step was carried out with trimethylsilyl acetylene (156 μL , 108 mg, 1.10 mmol, 1.1 equiv) for 2 h. Column chromatography (pentane/ethylacetate 9:1, R_f 0.7) furnished the desired product as yellow oil (154 mg, 47% yield).

$^1\text{H-NMR}$ (CDCl_3 , 500 MHz): δ 8.07 (dd, $J = 1.7, 1.1$ Hz, 1 H), 7.98 (dd, $J = 1.7, 1.1$ Hz, 1 H), 7.77 (t, $J = 1.7$ Hz, 1 H), 1.34 (br s, 12 H, 4 CH_3 of Bpin), 0.24 (s, 9 H, 3 CH_3 of TMS); $^{13}\text{C-NMR}$ $\{^1\text{H}\}$ (CDCl_3 , 125 MHz): δ 142.1 (CH), 137.7 (CH), 137.3 (CH), 124.3 (C), 118.1 (C), 112.5 (C), 102.5 (C), 97.3 (C), 84.8 (2 C), 25.0 (4 CH_3 of Bpin), -0.1 (3 CH_3 of TMS); $^{11}\text{B-NMR}$ (CDCl_3 , 96 MHz): δ 30.4; FT-IR (neat) $\tilde{\nu}_{\text{max}}$: 2961, 2235, 2158, 1589, 1369, 1250, 1143, 968, 954, 846, 760, 700 cm^{-1} ; GC-MS (EI) m/z (% relative intensity): M^+ 325 (3), 311 (100), 210 (3); HRMS (FAB): m/z 326.1748 [M^+]; Calcd for $\text{C}_{18}\text{H}_{25}\text{BO}_2\text{SiN}$: 326.17477].

3-(Phenylethynyl)-5-(4,4,5,5-tetramethyl-1,3,2-dioxaborolane-2-yl)-o-xylene (21).

The general procedure B was applied to 3-bromo-o-xylene (136 μL , 185 mg, 1.0 mmol, 1 equiv). The borylation step was carried out with HBpin (290 μL , 256 mg, 2.00 mmol, 2.00 equiv) for 10 h. The Sonogashira coupling step was carried out with phenyl acetylene (143 μL , 132 mg, 1.30 mmol, 1.3 equiv) for 18 h. Column chromatography (pentane/dichloromethane 1:2, R_f 0.8) furnished the desired product as a yellow solid (255 mg, 77% yield, mp 104–105 $^\circ\text{C}$).

$^1\text{H NMR}$ (CDCl_3 , 500 MHz): δ 7.90 (m, 1 H), 7.59 (m, 1 H), 7.57–7.53 (m, 2 H), 7.40–7.30 (m, 3 H), 2.52 (s, 3 H), 2.33 (s, 3 H), 1.38 (br s, 12 H, 4 CH_3 of Bpin); $^{13}\text{C NMR}$ $\{^1\text{H}\}$ (CDCl_3 , 125 MHz): δ 141.8 (C), 136.6 (CH), 136.2 (C), 136.0 (CH), 131.5 (2 CH), 128.4 (2 CH), 128.1 (CH), 123.9 (C), 123.0 (C), 92.9 (C), 89.1 (C), 83.9 (2 C), 25.0 (4 CH_3 of Bpin), 20.2 (CH_3), 17.9 (CH_3); $^{11}\text{B NMR}$ (CDCl_3 , 96 MHz): δ 30.7; FT-IR (neat) $\tilde{\nu}_{\text{max}}$: 2978, 1398, 1389, 1143, 966, 854, 756, 686 cm^{-1} ; GC-MS (EI) m/z (% relative intensity): M^+ 332 (100), 318 (14), 275 (6), 247 (8), 232 (20), 218 (12); HRMS (FAB): m/z 332.1948 [M^+]; Calcd for $\text{C}_{22}\text{H}_{25}\text{BO}_2$: 332.19477].

2-(Phenylethynyl)-5-(4,4,5,5-tetramethyl-1,3,2-dioxaborolane-2-yl)-m-xylene (22).

The general procedure B was applied to 2-bromo-m-xylene (134 μL , 185 mg, 1.0 mmol, 1 equiv). The borylation step was carried out with HBpin (290 μL , 256 mg, 2.00 mmol, 2.00 equiv) for 4 h. The Sonogashira coupling step was carried out with phenyl acetylene (143 μL , 132 mg, 1.30 mmol, 1.3 equiv) for 40 h. Gradient column chromatography (hexanes/dichloromethane 2:1 \rightarrow hexanes: dichloromethane 0:1) furnished the desired product as yellow oil (233 mg, 70% yield).

$^1\text{H-NMR}$ (CDCl_3 , 500 MHz): δ 7.57–7.53 (m, 2 H), 7.53 (m, 2 H), 7.39–7.32 (m, 3 H), 2.52 (t, $J = 0.7$ Hz, 6 H), 1.36 (br s, 12 H, 4 CH_3 of Bpin); $^{13}\text{C-NMR}$ $\{^1\text{H}\}$ (CDCl_3 , 125 MHz): δ 139.5 (2 C), 133.0 (2 CH), 131.6 (2 CH), 128.5 (CH), 128.4 (CH), 126.0 (C), 123.8 (C), 99.2 (C), 87.5 (C), 84.0 (2 C), 25.0 (4 CH_3 of Bpin), 21.0 (2 CH_3); $^{11}\text{B-NMR}$ ($(\text{CD}_3)_2\text{CO}$, 96 MHz): δ 30.6; FT-IR (neat) $\tilde{\nu}_{\text{max}}$: 2978, 1606, 1385, 1365, 1315, 1238, 1143, 856, 756, 686 cm^{-1} ; GC-MS (EI) m/z (% relative intensity): M^+ 332 (100), 318 (5), 247 (22), 233 (16), 218 (9); HRMS (FAB): m/z 332.1950 [M^+]; Calcd for $\text{C}_{22}\text{H}_{25}\text{BO}_2$: 332.1948].

1,3-Bis-(trimethylsilylethynyl)-5-(4,4,5,5-tetramethyl-1,3,2-dioxaborolane-2-yl)-benzene (23).

The general procedure B was applied to 1,3-di-bromobenzene (121 μL , 236 mg, 1.0 mmol, 1 equiv). The borylation step was carried out with HBpin (218 μL , 218 mg, 1.50 mmol, 1.50 equiv) for 8 h. The Sonogashira coupling step was carried out with trimethylsilyl acetylene (312 μL , 216 mg, 2.20 mmol, 2.2 equiv) for 2 h. Column chromatography (pentane/dichloromethane 2:1, R_f 0.8) furnished the desired product as yellow oil (212 mg, 54% yield).

$^1\text{H-NMR}$ (CDCl_3 , 500 MHz): δ 7.84 (d, $J = 1.7$ Hz, 2 H), 7.64 (t, $J = 1.7$ Hz, 1 H), 1.32 (br s, 12 H, 4 CH_3 of Bpin), 0.22 (s, 18 H, 6 CH_3 of 2 TMS); $^{13}\text{C-NMR}$ $\{^1\text{H}\}$ (CDCl_3 , 125 MHz): δ 138.1 (2 CH), 137.6 (CH), 123.1 (2 C), 104.2 (C), 94.9 (C), 84.3 (2 C), 25.0 (4 CH_3 of Bpin), 0.1 (6 CH_3 of 2 TMS); $^{11}\text{B NMR}$ (CDCl_3 , 160 MHz): δ 29.7 (trace unidentified organoboronate at δ 33.9); FT-IR (neat) $\tilde{\nu}_{\text{max}}$: 2961, 2899, 2154, 1583, 1412, 1371, 1250, 976, 844, 760, 702 cm^{-1} ; GC-MS (EI) m/z (% relative intensity): M^+ 396 (14), 382 (100), 282 (7); HRMS (FAB): m/z 396.2116 [M^+]; Calcd for $\text{C}_{22}\text{H}_{33}\text{BO}_2\text{Si}$: 396.2112].

1,2-Bis-(trimethylsilylethynyl)-4-(4,4,5,5-tetramethyl-1,3,2-dioxaborolane-2-yl)-benzene (24).

The general procedure B was applied to 1,2-di-bromobenzene (121 μ L, 236 mg, 1.0 mmol, 1 equiv). The borylation step was carried out with HBpin (218 μ L, 192 mg, 1.50 mmol, 1.50 equiv) for 16 h. The Sonogashira coupling step was carried out with [DABCO] (449 mg, 4.0 mmol, 4 equiv) and trimethylsilyl acetylene (340 μ L, 236 mg, 2.40 mmol, 2.4 equiv) for 12 h. Gradient column chromatography (hexanes/dichloromethane 1:1 \rightarrow hexanes: dichloromethane 0:1) furnished the desired product as a light yellow solid (226 mg, 57% yield, mp 123–124 $^{\circ}$ C).

1 H-NMR (CDCl_3 , 500 MHz): δ 7.91 (dd, $J = 1.3, 0.6$ Hz, 1 H), 7.64 (dd, $J = 7.7, 1.3$ Hz, 1 H), 7.45 (dd, $J = 7.7, 0.6$ Hz, 1 H), 1.33 (br s, 12 H, 4 CH_3 of Bpin), 0.27 (s, 9 H, 3 CH_3 of 2 TMS), 0.26 (s, 9 H, 3 CH_3 of 2 TMS); ^{13}C -NMR [^1H] (CDCl_3 , 125 MHz): δ 138.9 (CH), 134.0 (CH), 131.6 (CH), 128.2 (C), 125.3 (C), 103.5 (C), 103.4 (C), 100.0 (C), 98.4 (C), 84.3 (2 C), 25.0 (4 CH_3 of Bpin), 0.20 (3 CH_3 of 2 TMS), 0.16 (3 CH_3 of 2 TMS); ^{11}B -NMR ($(\text{CD}_3)_2\text{CO}$, 96 MHz): δ 31.0; FT-IR (neat) $\tilde{\nu}_{\text{max}}$: 2978, 2961, 2899, 2157, 1599, 1390, 1356, 1250, 964, 924, 844, 760, 684 cm^{-1} ; GC-MS (EI) m/z (% relative intensity): M^+ 396 (88), 381 (57), 339 (18), 282 (100); HRMS (FAB): m/z 396.2119 [M^+]; Calcd for $\text{C}_{22}\text{H}_{33}\text{BO}_2\text{Si}$: 396.2112].

1,2-Bis-(phenylethynyl)-4-(4,4,5,5-tetramethyl-1,3,2-dioxaborolane-2-yl)-benzene (25).

The general procedure B was applied to 1,2-di-bromobenzene (121 μ L, 236 mg, 1 mmol, 1 equiv). The borylation step was carried out with B_2pin_2 (153 mg, 0.60 mmol, 1.2 equiv of boron), $[\text{Ir}(\text{OMe})(\text{COD})]_2$ (10 mg, 0.015 mmol, 3 mol % Ir), dtbpy (8 mg, 0.03 mmol, 3 mol %) in THF (2 mL) at 80 $^{\circ}$ C for 8 h. The Sonogashira coupling step was carried out with [DABCO] (449 mg, 4.0 mmol, 4 equiv) and phenyl acetylene (242 μ L, 225 mg, 2.20 mmol, 2.2 equiv) for 13 h. Column chromatography (chloroform, R_f 0.9) furnished the desired product as yellow oil (296 mg, 73% yield).

1 H-NMR (CDCl_3 , 500 MHz) δ 8.08 (d, $J = 1.0$ Hz, 1H), 7.77 (dd, $J = 7.8, 1.2$ Hz, 1H), 7.66–7.57 (m, 5H), 7.37 (dt, $J = 5.4, 2.4$ Hz, 6H), 1.39 (s, 12H); ^{13}C -NMR [^1H] (CDCl_3 , 125 MHz): δ 138.4 (CH), 134.0 (CH), 131.8 (2 CH), 131.7 (2 CH), 131.1 (CH), 128.7 (CH), 128.50 (2 CH), 128.48 (2 CH), 128.46 (CH), 128.21 (C), 125.3 (C), 123.5 (C), 123.3 (C), 95.0 (C), 93.6 (C), 88.7 (C), 88.5 (C), 84.3 (2 C), 25.0 (4 CH_3 of Bpin); ^{11}B -NMR (CDCl_3 , 160 MHz): δ 30.1; FT-IR (neat) $\tilde{\nu}_{\text{max}}$: 3059, 2978, 2930, 2214, 1599, 1491, 1400, 1358, 1143, 1107, 964, 916, 854, 756, 688 cm^{-1} ; MS (EI) m/z (% relative intensity): M^+ 404 (88), 389 (3), 318 (34), 304 (85), 276 (50); HRMS (FAB): m/z 404.1950 [M^+]; Calcd for $\text{C}_{28}\text{H}_{25}\text{BO}_2$: 404.1948].

4. Conclusions

In conclusion, alkyne groups are not always compatible with traditional CHB conditions and direct synthesis of borylated aryl alkynes is challenging. However, taking advantage of the tolerance of aryl bromides toward CHB, we have developed an efficient one-pot aromatic C–H activation borylation/Sonogashira coupling protocol for the synthesis of borylated aromatic alkynes. This methodology tolerates a variety of functional groups and several borylated alkynes were prepared in good to high yields. Boronic esters as well as alkynes have a variety of applications in medicinal chemistry, polymers, material science, etc. Boronic esters can serve as sensors for carbohydrates, protecting groups for polymers and sugars, bioactive functional groups or versatile precursors for more complex molecules to name some applications [2]. Introduction of an alkyne functionality to the aromatic ring can extent conjugation and change electronic properties (e.g., fluorescence [40]) or geometrical features (e.g., crystal arrangements [38]) of the molecules. Taking advantage of both functionalities (alkyne and boronic ester) in the same ring can result in useful intermediates, we anticipate that our report will facilitate the synthesis of these compounds and the examination of their properties.

Supplementary Materials: The following are available online at www.mdpi.com/xxx/s1. Spectral data for the borylated products.

Author Contributions: Conceptualization of the work described herein was done by G.A.C., M.R.S.III, and R.E.M.J. G.A.C. developed the method, which was further optimized by S.L.M. J.R.M.B. contributed to the preparation and analysis of compounds 23 and 25. G.A.C. and J.R.M.B wrote the original draft, which was reviewed/edited by all authors. All authors have read and agreed to the published version of the manuscript.

Funding: This research was funded by the Michigan Technology Tri-Corridor Fund grant number GR-564 and the NIH grant number GM63188 (to M.R.S.III).

Acknowledgments: We thank Drs. Daniel Holmes and Feng Shi for helpful discussions.

Conflicts of Interest: The authors declare the following competing financial interest(s): S.L.M., M.R.S.III, and R.E.M.J. own a percentage of BoroPharm, Inc.

References

1. Zhu, C.; Falck, J.R. Transition metal-free ipso-functionalization of arylboronic acids and derivatives. *Adv. Synth. Catal.* **2014**, *356*, 2395–2410.
2. Hall, D.G. Boronic Acids. Preparation and Application in Organic Synthesis, Medicine and Materials; Second Ed.; Wiley-VCH: Weinheim, Germany, 2011; ISBN 9783527324897.
3. Cho, J.Y.; Tse, M.K.; Holmes, D.; Maleczka, R.E.; Smith, M.R. Remarkably selective Iridium catalysts for the elaboration of aromatic C-H bonds. *Science* **2002**, *295*, 305–308.
4. Tamura, H.; Yamazaki, H.; Sato, H.; Sakaki, S. Iridium-Catalyzed Borylation of Benzene with Diboron. Theoretical Elucidation of Catalytic Cycle Including Unusual Iridium(V) Intermediate. *J. Am. Chem. Soc.* **2003**, *125*, 16114–16126.
5. Boller, T.M.; Murphy, J.M.; Hapke, M.; Ishiyama, T.; Miyaura, N.; Hartwig, J.F. Mechanism of the mild functionalization of arenes by diboron reagents catalyzed by iridium complexes. Intermediacy and chemistry of bipyridine-ligated iridium trisboryl complexes. *J. Am. Chem. Soc.* **2005**, *127*, 14263–14278.
6. Mkhaldid, I. a L.; Barnard, J.H.; Marder, T.B.; Murphy, J.M.; Hartwig, J.F. C-H Activation for the construction of C-B bonds. *Chem. Rev.* **2009**, *110*, 890–931.
7. Ishiyama, T.; Takagi, J.; Ishida, K.; Miyaura, N.; Anastasi, N.R.; Hartwig, J.F. Mild iridium-catalyzed borylation of arenes. High turnover numbers, room temperature reactions, and isolation of a potential intermediate. *J. Am. Chem. Soc.* **2002**, *124*, 390–391.
8. Chotana, G.A.; Rak, M.A.; Smith, M.R. Sterically directed functionalization of aromatic C-H bonds: Selective borylation ortho to cyano groups in arenes and heterocycles. *J. Am. Chem. Soc.* **2005**, *127*, 10539–10544.
9. Iverson, C.N.; Smith, M.R. Stoichiometric and catalytic B-C bond formation from unactivated hydrocarbons and boranes. *J. Am. Chem. Soc.* **1999**, *121*, 7696–7697.
10. Ros, A.; Fernández, R.; Lassaletta, J.M. Functional group directed C-H borylation. *Chem. Soc. Rev.* **2014**, *43*, 3229–3243.
11. Haldar, C.; Emdadul Hoque, M.; Bisht, R.; Chattopadhyay, B. Concept of Ir-Catalyzed C-H Bond Activation/Borylation by Noncovalent Interaction. *Tetrahedron Lett.* **2018**, 1–9.
12. Mihai, M.T.; Genov, G.R.; Phipps, R.J. Access to the meta position of arenes through transition metal catalysed C-H bond functionalisation: A focus on metals other than palladium. *Chem. Soc. Rev.* **2018**, *47*, 149–171.
13. Reyes, R.L.; Iwai, T.; Maeda, S.; Sawamura, M. Iridium-Catalyzed Asymmetric Borylation of Unactivated Methylene C(sp³)-H Bonds. *J. Am. Chem. Soc.* **2019**, *141*, 6817–6821.
14. Hyland, S.N.; Meck, E.A.; Tortosa, M.; Clark, T.B. α -Amidoboronate esters by amide-directed alkane C-H borylation. *Tetrahedron Lett.* **2019**, *60*, 1096–1098.
15. Zhong, R.L.; Sakaki, S. Sp³ C-H Borylation Catalyzed by Iridium(III) Triboryl Complex: Comprehensive Theoretical Study of Reactivity, Regioselectivity, and Prediction of Excellent Ligand. *J. Am. Chem. Soc.* **2019**, *141*, 9854–9866.
16. Kawamorita, S.; Murakami, R.; Iwai, T.; Sawamura, M. Synthesis of primary and secondary alkylboronates through site-selective C(sp³)-H activation with silica-supported monophosphine-Ir catalysts. *J. Am. Chem. Soc.* **2013**, *135*, 2947–2950.
17. Larsen, M.A.; Cho, S.H.; Hartwig, J. Iridium-Catalyzed, Hydrosilyl-Directed Borylation of Unactivated Alkyl C-H Bonds. *J. Am. Chem. Soc.* **2016**, *138*, 762–765.
18. Liskey, C.W.; Hartwig, J.F. Iridium-catalyzed C-H borylation of cyclopropanes. *J. Am. Chem. Soc.* **2013**, *135*, 3375–3378.
19. Liskey, C.W.; Hartwig, J.F. Iridium-catalyzed borylation of secondary C-H bonds in cyclic ethers. *J. Am. Chem. Soc.* **2012**, *134*, 12422–12425.

20. Lawrence, J.D.; Takahashi, M.; Bae, C.; Hartwig, J.F. Regiospecific functionalization of methyl C-H bonds of alkyl groups in Reagents with heteroatom functionality. *J. Am. Chem. Soc.* **2004**, *126*, 15334–15335.
21. Mita, T.; Ikeda, Y.; Michigami, K.; Sato, Y. Iridium-catalyzed triple C(sp³)-H borylations: Construction of triborylated sp³-carbon centers. *Chem. Commun.* **2013**, *49*, 5601–5603.
22. Robbins, D.W.; Hartwig, J.F. Sterically controlled alkylation of arenes through iridium-catalyzed C-H borylation. *Angew. Chemie - Int. Ed.* **2013**, *52*, 933–937.
23. Jayasundara, C.R.K.; Unold, J.M.; Oppenheimer, J.; Smith, M.R.; Maleczka, R.E. A catalytic borylation/dehalogenation route to o-fluoro arylboronates. *Org. Lett.* **2014**, *16*, 6072–6075.
24. Murphy, J.M.; Tzschucke, C.C.; Hartwig, J.F. One-pot synthesis of arylboronic acids and aryl trifluoroborates by Ir-catalyzed borylation of arenes. *Org. Lett.* **2007**, *9*, 757–760.
25. Tzschucke, C.C.; Murphy, J.M.; Hartwig, J.F. Arenes to anilines and aryl ethers by sequential iridium-catalyzed borylation and copper-catalyzed coupling. *Org. Lett.* **2007**, *9*, 761–764.
26. Maleczka, R.E.; Shi, F.; Holmes, D.; Smith, M.R. C-H activation/borylation/oxidation: A one-pot unified route to meta-substituted phenols bearing ortho-/para-directing groups. *J. Am. Chem. Soc.* **2003**, *125*, 7792–7793.
27. Holmes, D.; Chotana, G.A.; Maleczka, R.E.; Smith, M.R. One-pot borylation/amination reactions: Syntheses of arylamine boronate esters from halogenated arenes. *Org. Lett.* **2006**, *8*, 1407–1410.
28. Olsson, V.J.; Szabó, K.J. Functionalization of unactivated alkenes through iridium-catalyzed borylation of carbon-hydrogen bonds. Mechanism and synthetic applications. *J. Org. Chem.* **2009**, *74*, 7715–7723.
29. Olsson, V.J.; Szabó, K.J. Selective one-pot carbon-carbon bond formation by catalytic boronation of unactivated cycloalkenes and subsequent coupling. *Angew. Chemie - Int. Ed.* **2007**, *46*, 6891–6893.
30. Olsson, V.J.; Szabó, K.J. Synthesis of allylsilanes and dienylsilanes by a one-pot catalytic C-H borylation-Suzuki-Miyaura coupling sequence. *Org. Lett.* **2008**, *10*, 3129–3131.
31. Iwadate, N.; Suginome, M. Differentially Protected Diboron for Regioselective Diboration of Alkynes: Internal-Selective Cross-Coupling of 1-Alkynyl-1, 2-diboronic Acid Derivatives compounds now provide the most efficient synthetic access to The unsymmetrical diboron was prepared. *J. Am. Chem. Soc.* **2010**, *132*, 2548–2549.
32. Lee, C.I.; Zhou, J.; Ozerov, O. V. Catalytic dehydrogenative borylation of terminal alkynes by a SiNN pincer complex of iridium. *J. Am. Chem. Soc.* **2013**, *135*, 3560–3566.
33. Hata, H.; Yamaguchi, S.; Mori, G.; Nakazono, S.; Katoh, T.; Takatsu, K.; Hiroto, S.; Shinokubo, H.; Osuka, A. Regioselective borylation of porphyrins by C-H bond activation under iridium catalysis to afford useful building blocks for porphyrin assemblies. *Chem. - An Asian J.* **2007**, *2*, 849–859.
34. Oda, K.; Akita, M.; Hiroto, S.; Shinokubo, H. Silylethynyl substituents as porphyrin protecting groups for solubilization and selectivity control. *Org. Lett.* **2014**, *16*, 1818–1821.
35. Matsuno, T.; Kamata, S.; Hitosugi, S.; Isobe, H. Bottom-up synthesis and structures of π -lengthened tubular macrocycles. *Chem. Sci.* **2013**, *4*, 3179–3183.
36. Koyama, Y.; Hiroto, S.; Shinokubo, H. Synthesis of highly distorted π -extended [2.2]metacyclophanes by intermolecular double oxidative coupling. *Angew. Chemie - Int. Ed.* **2013**, *52*, 5740–5743.
37. Goldfinger, M.B.; Crawford, K.B.; Swager, T.M. Synthesis of Ethynyl-Substituted Quinquephenyls and Conversion to Extended Fused-Ring Structures. *J. Org. Chem.* **1998**, *63*, 1676–1686.
38. Maly, K.E.; Maris, T.; Wuest, J.D. Two-dimensional hydrogen-bonded networks in crystals of diboronic acids. *CrystEngComm* **2006**, *8*, 33–35.
39. Nakamura, H.; Kuroda, H.; Saito, H.; Suzuki, R.; Yamori, T.; Maruyama, K.; Haga, T. Synthesis and biological evaluation of boronic acid containing cis-stilbenes as apoptotic tubulin polymerization inhibitors. *ChemMedChem* **2006**, *1*, 729–740.
40. Zheng, S.L.; Lin, N.; Reid, S.; Wang, B. Effect of extended conjugation with a phenylethynyl group on the fluorescence properties of water-soluble arylboronic acids. *Tetrahedron* **2007**, *63*, 5427–5436.
41. Yashima, E.; Nimura, T.; Matsushima, T.; Okamoto, Y. Poly((4-dihydroxyborophenyl)acetylene) as a novel probe for chirality and structural assignments of various kinds of molecules including carbohydrates and steroids by circular dichroism. *J. Am. Chem. Soc.* **1996**, *118*, 9800–9801.
42. Laus, G.; Müller, A.G.; Schottenberger, H.; Wurst, K.; Buchmeiser, M.R.; Ongania, K.H. Facile synthesis of new areneboronates as terminal ethyne monomers. *Monatshefte für Chemie* **2006**, *137*, 69–75.
43. Letsinger, R.L.; Feare, T.E.; Savereide, T.J.; Nazy, J.R. Organoboron Compounds. XIII. Boronic Acids with Neighboring Unsaturated Groups. *J. Org. Chem.* **1961**, *26*, 1271–1273.

44. Takase, M.; Nakajima, A.; Takeuchi, T. Synthesis of an extended hexagonal molecule as a highly symmetrical ligand. *Tetrahedron Lett.* **2005**, *46*, 1739–1742.
45. Perttu, E.K.; Arnold, M.; Iovine, P.M. The synthesis and characterization of phenylacetylene tripodal compounds containing boroxine cores. *Tetrahedron Lett.* **2005**, *46*, 8753–8756.
46. Zheng, S.L.; Reid, S.; Lin, N.; Wang, B. Microwave-assisted synthesis of ethynylarylboronates for the construction of boronic acid-based fluorescent sensors for carbohydrates. *Tetrahedron Lett.* **2006**, *47*, 2331–2335.
47. Schwier, T.; Rubin, M.; Gevorgyan, V. B(C₆F₅)₃-catalyzed allylation of propargyl acetates with allylsilanes. *Org. Lett.* **2004**, *6*, 1999–2001.
48. Hundertmark, T.; Littke, A.F.; Buchwald, S.L.; Fu, G.C. Pd(PhCN)₂Cl₂/P(t-Bu)₃: A versatile catalyst for Sonogashira reactions of aryl bromides at room temperature. *Org. Lett.* **2000**, *2*, 1729–1731.
49. Gelman, D.; Buchwald, S.L. Efficient Palladium-Catalyzed Coupling of Aryl Chlorides and Tosylates with Terminal Alkynes: Use of a Copper Cocatalyst Inhibits the Reaction. *Angew. Chemie - Int. Ed.* **2003**, *42*, 5993–5996.
50. Soheili, A.; Albaneze-Walker, J.; Murry, J.A.; Dormer, P.G.; Hughes, D.L. Efficient and General Protocol for the Copper-Free Sonogashira Coupling of Aryl Bromides at Room Temperature. *Org. Lett.* **2003**, *5*, 4191–4194.
51. Marigo, M.; Marsich, N.; Farnetti, E. Polymerization of phenylacetylene catalyzed by organoiridium compounds. *J. Mol. Catal. A Chem.* **2002**, *187*, 169–177.
52. Kallepalli, V.A.; Gore, K.A.; Shi, F.; Sanchez, L.; Chotana, G.A.; Miller, S.L.; Maleczka, R.E.; Smith, M.R. Harnessing C-H Borylation/Deborylation for Selective Deuteration, Synthesis of Boronate Esters, and Late Stage Functionalization. *J. Org. Chem.* **2015**, *80*, 8341–8353.
53. Shen, F.; Tyagarajan, S.; Perera, D.; Krska, S.W.; Maligres, P.E.; Smith, M.R.; Maleczka, R.E. Bismuth Acetate as a Catalyst for the Sequential Protodeboronation of Di- and Triborylated Indoles. *Org. Lett.* **2016**, *18*, 1554–1557.
54. Uson, R.; Orto, L.A.; Cabeza, J.A. Dinuclear methoxy, cyclooctadiene, and barrelene complexes of rhodium and iridium. *Inorg. Synth.* **1985**, *23*, 126–130.
55. Merola, J.S.; Kacmarcik, R.T. Synthesis and Reaction Chemistry of (η⁵-Indenyl)(cyclooctadiene)iridium: Migration of Indenyl from Iridium to Cyclooctadiene. *Organometallics* **1989**, *8*, 778–784.
56. Juliette, J.J.J.; Rutherford, D.; Horváth, I.T.; Gladysz, J.A. Transition metal catalysis in fluoruous media: Practical application of a new immobilization principle to rhodium-catalyzed hydroborations of alkenes and alkynes. *J. Am. Chem. Soc.* **1999**, *121*, 2696–2704.

Sample Availability: Samples of the compounds are available from the authors.



© 2020 by the authors. Licensee MDPI, Basel, Switzerland. This article is an open access article distributed under the terms and conditions of the Creative Commons Attribution (CC BY) license (<http://creativecommons.org/licenses/by/4.0/>).