

Chapter 7

Periodic Properties of the Elements

Development of Periodic Table

- Elements in the same group generally have similar chemical properties.
- Properties are not identical, however.



Development of Periodic Table

H																																				He
Li		Be																B	C	N	O	F	Ne													
Na		Mg																Al	Si	P	S	Cl	Ar													
K	Ca	Sc	Ti	V	Cr	Mn	Fe	Co	Ni	Cu	Zn	Ga	Ge	As	Se	Br	Kr																			
Rb	Sr	Y	Zr	Nb	Mo	Tc	Ru	Rh	Pd	Ag	Cd	In	Sn	Sb	Te	I	Xe																			
Cs	Ba	La	Hf	Ta	W	Re	Os	Ir	Pt	Au	Hg	Tl	Pb	Bi	Po	At	Rn																			
Fr	Ra	Ac	Rf	Db	Sg	Bh	Hs	Mt																												
			Ce	Pr	Nd	Pm	Sm	Eu	Gd	Tb	Dy	Ho	Er	Tm	Yb	Lu																				
			Th	Pa	U	Np	Pu	Am	Cm	Bk	Cf	Es	Fm	Md	No	Lr																				

H																	He	
Li	Be											B	C	N	O	F	Ne	
Na	Mg											Al	Si	P	S	Cl	Ar	
K	Ca	Sc	Ti	V	Cr	Mn	Fe	Co	Ni	Cu	Zn	Ga	Ge	As	Se	Br	Kr	
Rb	Sr	Y	Zr	Nb	Mo	Tc	Ru	Rh	Pd	Ag	Cd	In	Sn	Sb	Te	I	Xe	
Cs	Ba	La	Hf	Ta	W	Re	Os	Ir	Pt	Au	Hg	Tl	Pb	Bi	Po	At	Rn	
Fr	Ra	Ac	Rf	Db	Sg	Bh	Hs	Mt										
		Ce	Pr	Nd	Pm	Sm	Eu	Gd	Tb	Dy	Ho	Er	Tm	Yb	Lu			
		Th	Pa	U	Np	Pu	Am	Cm	Bk	Cf	Es	Fm	Md	No	Lr			
	Ancient Times					1735–1843					1894–1918							
	Middle Ages–1700					1843–1886					1923–1961					1965–		

an atomic weight between that of zinc and arsenic
chemical properties similar to those of silicon.

Development of Periodic Table

Property	Mendeleev's Predictions for Eka-Silicon (made in 1871)	Observed Properties of Germanium (discovered in 1886)
Atomic weight	72	72.59
Density (g/cm ³)	5.5	5.35
Specific heat (J/g-k)	0.305	0.309
Melting point (°C)	High	947
Color	Dark gray	Grayish white
Formula of oxide	XO ₂	GeO ₂
Density of oxide (g/cm ³)	4.7	4.70
Formula of chloride	XCl ₄	GeCl ₄
Boiling point of chloride (°C)	A little under 100	84

Mendeleev's prediction was on the money

But why? (Mendeleev had no clue).

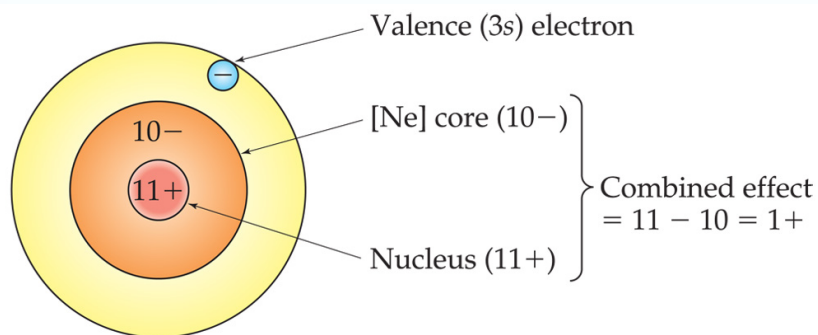
We'll learn how the results of QM explain the general properties of the elements.

Periodic Trends

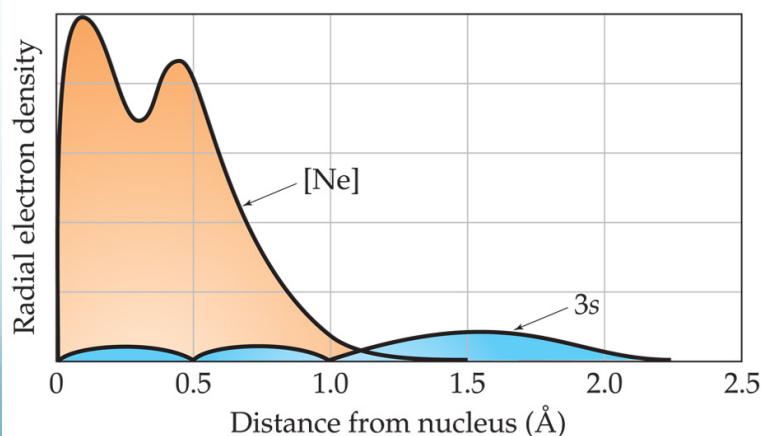
- In this chapter we'll explain why
- We'll then rationalize observed trends in
 - Sizes of atoms and ions.
 - Ionization energy.
 - Electron affinity.

Effective Nuclear Charge

Na atom looks like this:

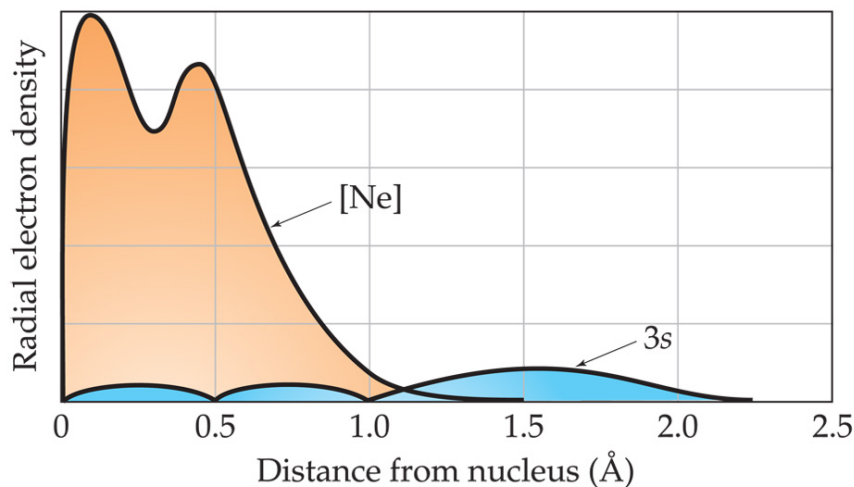
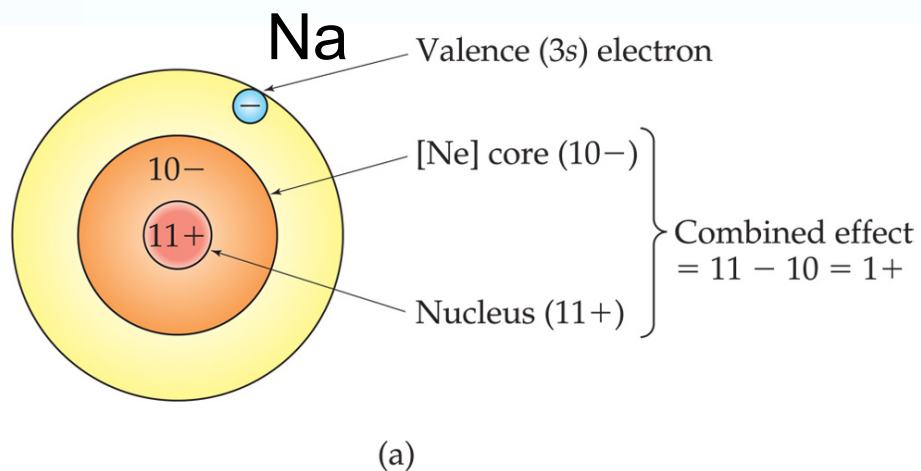


(a)



- In a many-electron atom, electrons are both attracted to the nucleus and repelled by other electrons.
- The nuclear charge that an electron “feels” depends on both factors.
- It’s called Effective nuclear charge.
- electrons in lower energy levels “shield” outer electrons from positive charge of nucleus.

Effective Nuclear Charge



The effective nuclear charge, Z_{eff} , is:

$$Z_{\text{eff}} = Z - S$$

Where:

Z = atomic number

S = screening constant, usually close to the number of inner (n-1) electrons.

Effective Nuclear Charge

- Example: Which element's outer shell or "valence" electrons is predicted to have the largest Effective nuclear charge? Kr, Cl or O?

Effective Nuclear Charge

- Example: Which element's outer shell or "valence" electrons is predicted to have the largest Effective nuclear charge? Kr, Cl or O?
- Cl: $Z_{\text{eff}} \approx 17 - 10 = 7$
- O: $Z_{\text{eff}} \approx 8 - 2 = 6$
- N: $Z_{\text{eff}} \approx 7 - 2 = 5$
- Ca: $Z_{\text{eff}} \approx 20 - 18 = 2$
- Kr: $36 - 28 = 8$

Valence electrons

Many chemical properties depend on the valence electrons.

Valence electrons: The outer electrons, that are involved in bonding and most other chemical changes of elements.

Rules for defining valence electrons.

1. In outer most energy level (or levels)
2. For main group (representative) elements (elements in s world or p world) electrons in filled d or f shells are not valence electrons
3. Electrons in a partially filled subshell ARE valence electrons
4. For transition metals, electrons in full f shells are not valence electrons.

Valence electrons

Many chemical properties depend on the valence electrons.

Valence electrons: The outer electrons, that are involved in bonding and most other chemical changes of elements.

Rules for defining valence electrons.

1. In outer most energy level (or levels)
2. For main group (representative) elements (elements in s world or p world) electrons in filled d or f shells are not valence electrons
3. For transition metals, electrons in full f shells or full d shells are **not** valence electrons.

Examples: (valence electrons in blue)

P: [Ne]3s²3p³

As: [Ar] 3d¹⁰4s²4p³

I: [Kr] 4d¹⁰5s²5p⁵

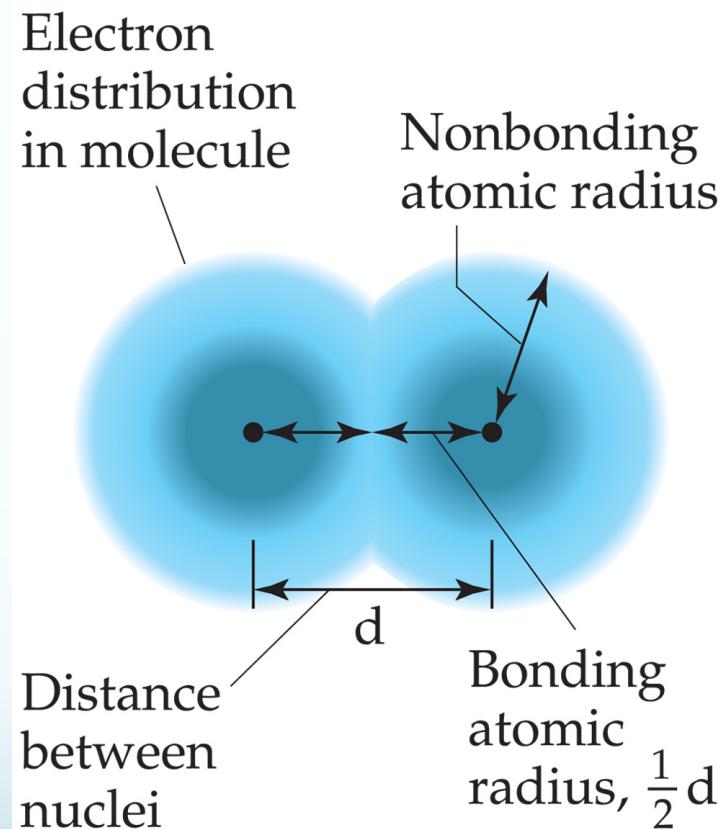
Ta: [Kr] 4f¹⁴6s²5d³

Zn: [Ar] 3d¹⁰4s²

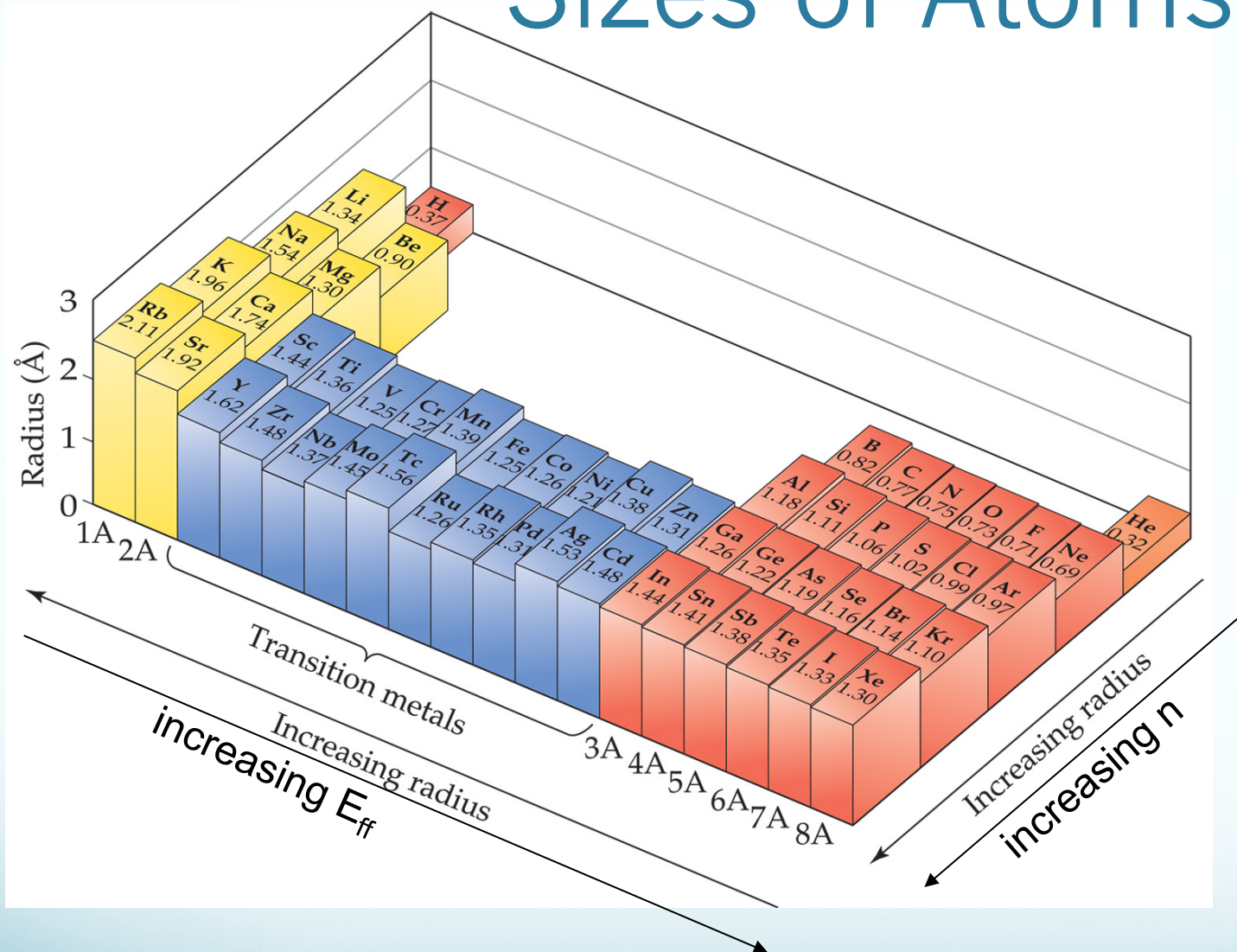
Cu: [Ar] 3d¹⁰4s¹

Sizes of Atoms

The bonding atomic radius is defined as one-half of the distance between covalently bonded nuclei.



Sizes of Atoms



Bonding atomic radius tends to...

...decrease from left to right across a row due to increasing Z_{eff} .

...increase from top to bottom of a column due to increasing value of n

Sizes of Ions

Group 1A		Group 2A		Group 3A		Group 6A		Group 7A	
Li^+	Li	Be^{2+}	Be	B^{3+}	B	O	O^{2-}	F	F^-
0.68	1.34	0.31	0.90	0.23	0.82	0.73	1.40	0.71	1.33
Na^+	Na	Mg^{2+}	Mg	Al^{3+}	Al	S	S^{2-}	Cl	Cl^-
0.97	1.54	0.66	1.30	0.51	1.18	1.02	1.84	0.99	1.81
K^+	K	Ca^{2+}	Ca	Ga^{3+}	Ga	Se	Se^{2-}	Br	Br^-
1.33	1.96	0.99	1.74	0.62	1.26	1.16	1.98	1.14	1.96
Rb^+	Rb	Sr^{2+}	Sr	In^{3+}	In	Te	Te^{2-}	I	I^-
1.47	2.11	1.13	1.92	0.81	1.44	1.35	2.21	1.33	2.20

Ionic size depends upon:

ion charge.

Orbitals that electrons reside.

Sizes of Ions















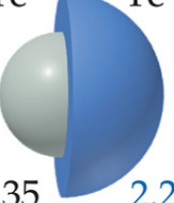
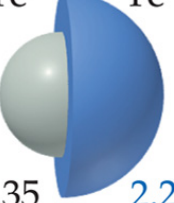
Group 1A		Group 2A		Group 3A		Group 6A		Group 7A	
Li^+	Li	Be^{2+}	Be	B^{3+}	B	O	O^{2-}	F	F^-
0.68	1.34	0.31	0.90	0.23	0.82	0.73	1.40	0.71	1.33
Na^+	Na	Mg^{2+}	Mg	Al^{3+}	Al	S	S^{2-}	Cl	Cl^-
0.97	1.54	0.66	1.30	0.51	1.18	1.02	1.84	0.99	1.81
K^+	K	Ca^{2+}	Ca	Ga^{3+}	Ga	Se	Se^{2-}	Br	Br^-
1.33	1.96	0.99	1.74	0.62	1.26	1.16	1.98	1.14	1.96
Rb^+	Rb	Sr^{2+}	Sr	In^{3+}	In	Te	Te^{2-}	I	I^-
1.47	2.11	1.13	1.92	0.81	1.44	1.35	2.21	1.33	2.20

Cations are smaller than their parent atoms.

- The outermost electron is removed and repulsions are reduced.











Sizes of Ions

- Ions increase in size as you go down a column.
- Due to increasing value of n .

Group 3A		Group 6A	
B^{3+}	B	O	O^{2-}
			
0.23	0.82	0.73	1.40
Al^{3+}	Al	S	S^{2-}
			
0.51	1.18	1.02	1.84
Ga^{3+}	Ga	Se	Se^{2-}
			
0.62	1.26	1.16	1.98
In^{3+}	In	Te	Te^{2-}
			
0.81	1.44	1.35	2.21

Sizes of Ions

- In an **isoelectronic series**, ions have the same number of electrons.
- Ionic size decreases with an increasing nuclear charge.

Group 1A		Group 2A		Group 3A		Group 6A		Group 7A	
Li^+	Li	Be^{2+}	Be	B^{3+}	B	O	O^{2-}	F	F^-
									
0.68	1.34	0.31	0.90	0.23	0.82	0.73	1.40	0.71	1.33

atom/ion size examples

- Put the following in order of size, smallest to largest:
- Na, Na⁺, Mg, Mg²⁺, Al, Al³⁺, S, S²⁻, Cl, Cl⁻

Atom size examples

Al^{3+} , Mg^{2+} , Na^{+} , Cl , S , Al , Mg , Na , Cl^{-} , S^{2-}

1. Start with atoms with no $n=3$ electrons, order isoelectronic by nuclear charge.
2. Next, neutral atoms highest E_{ff} first
3. Last, anions, highest E_{ff} first

Ambiguity: anions versus neutrals (is Cl^{-} really larger than Na ?)



Don't worry about it.

Ionization Energy

- Amount of energy required to remove an electron from the ground state of a gaseous atom or ion.
 - **First** ionization energy is that energy required to remove first electron.
 - **Second** ionization energy is that energy required to remove second electron, etc.



For example:



Ionization Energy

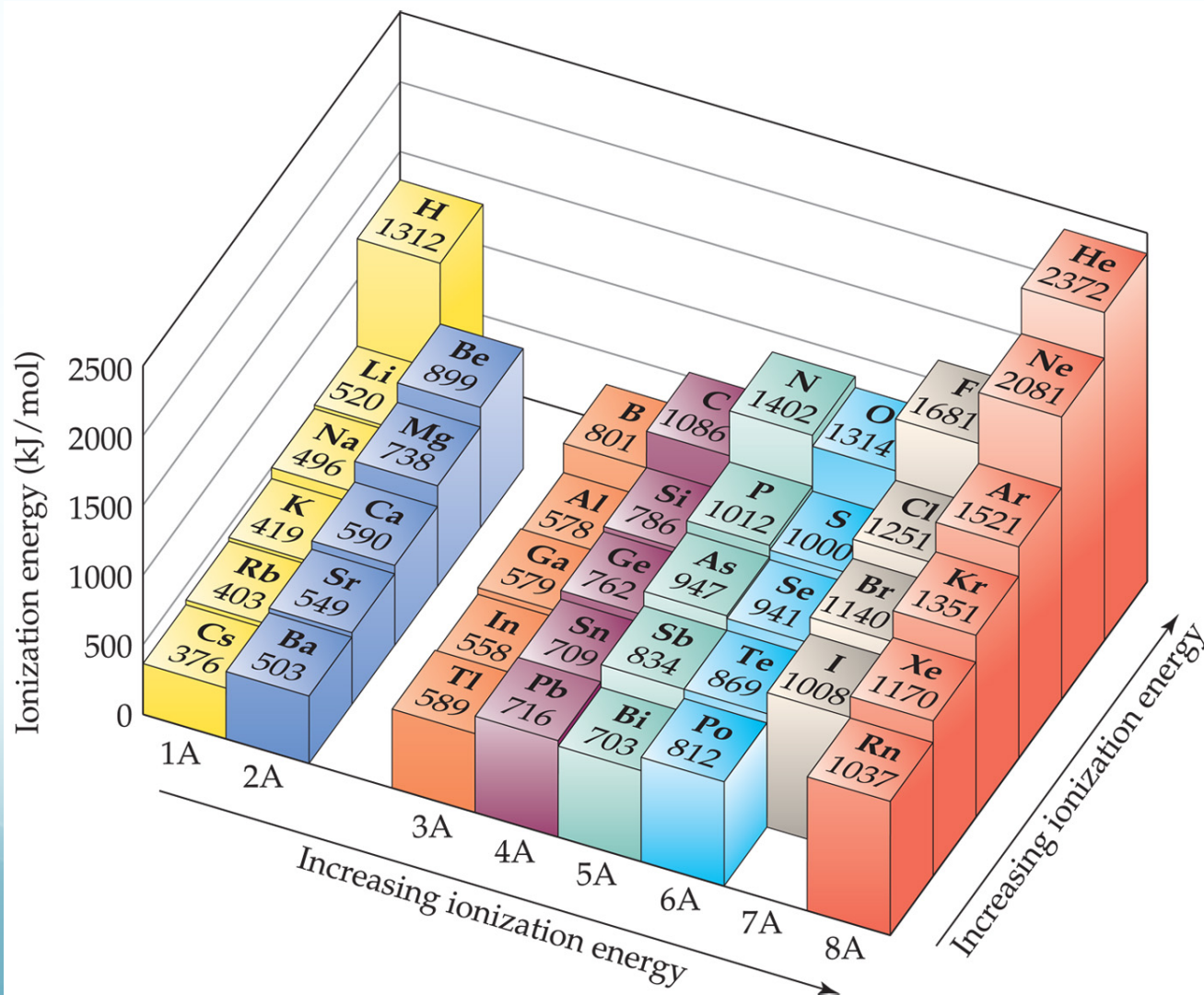
- It requires more energy to remove each successive electron.
- When all valence electrons have been removed, the ionization energy takes a gigantic leap.

Element	I_1	I_2	I_3	I_4	I_5	I_6	I_7
Na	495	4562	(inner-shell electrons)				
Mg	738	1451	7733				
Al	578	1817	2745	11,577			
Si	786	1577	3232	4356	16,091		
P	1012	1907	2914	4964	6274	21,267	
S	1000	2252	3357	4556	7004	8496	27,107
Cl	1251	2298	3822	5159	6542	9362	11,018
Ar	1521	2666	3931	5771	7238	8781	11,995

Ionization Energy

- Effective nuclear charge of electron removed from Na:
 $+11 - 10 = +1$
- Z_{eff} of electron removed from Na^+ (second ionization energy of Na):
- $11 - 2 = +9$
- That's why atoms tend to have a full shell of electrons.

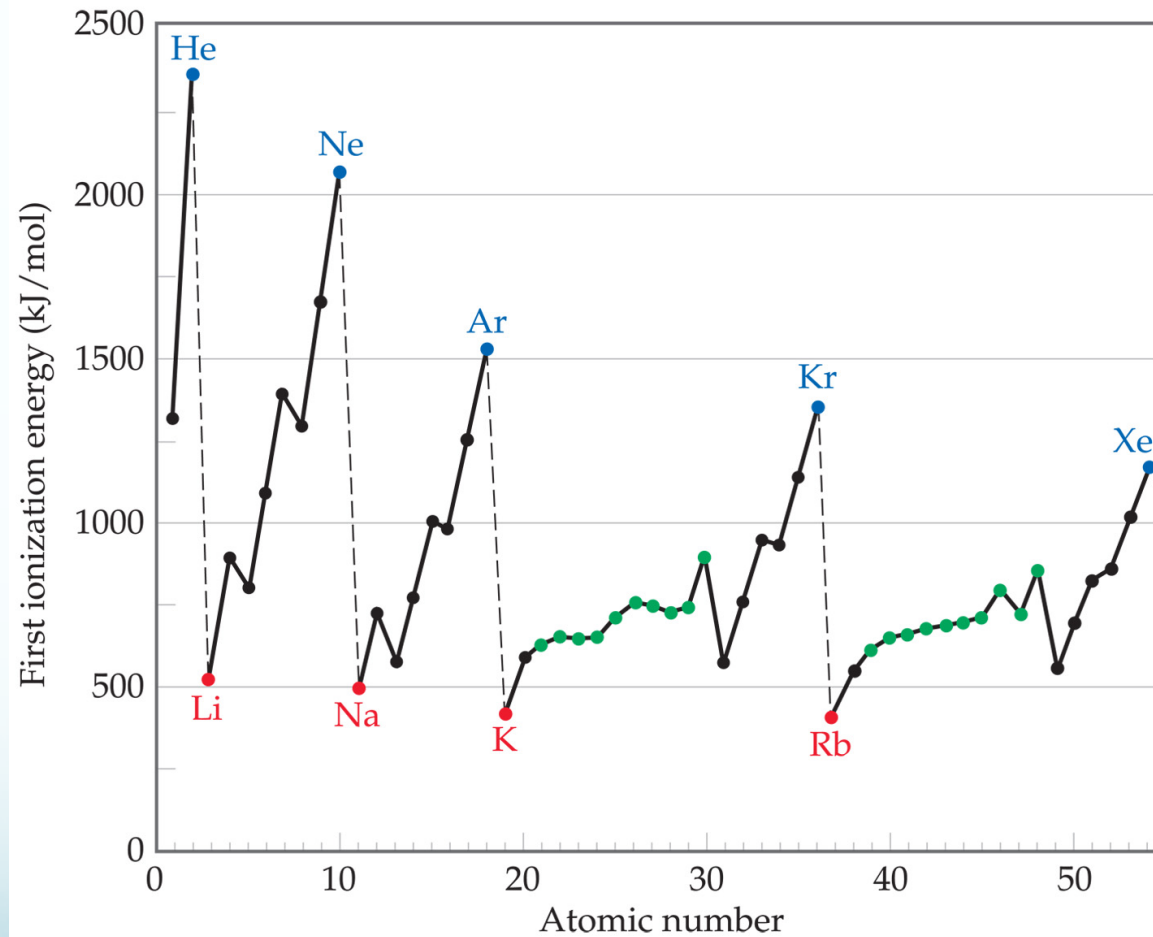
Trends in First Ionization Energies



- going down a column, less energy to remove the first electron.
- For atoms in the same group, Z_{eff} is essentially the same, but the valence electrons are farther from the nucleus.

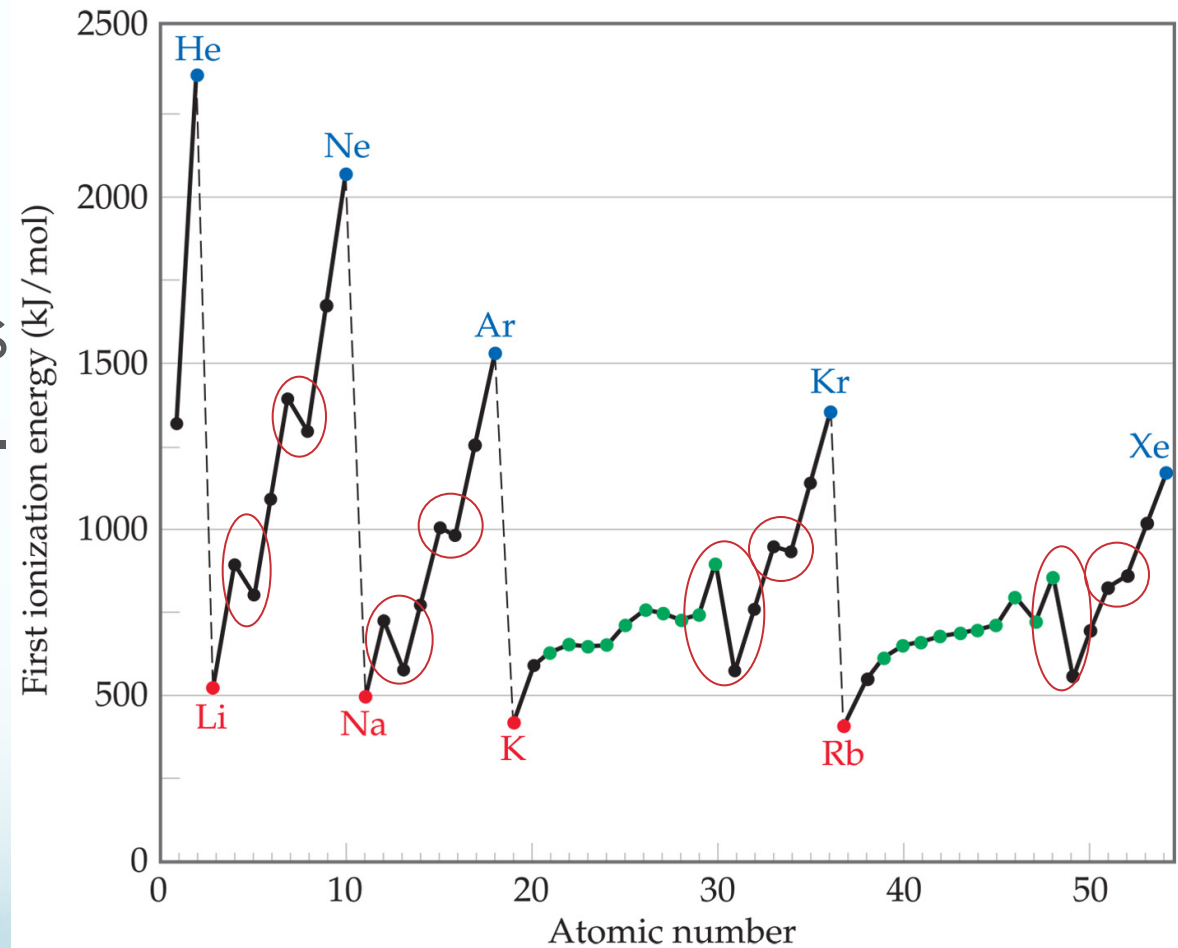
Trends in First Ionization Energies

- Generally, it gets harder to remove an electron going across.
- As you go from left to right, Z_{eff} increases.



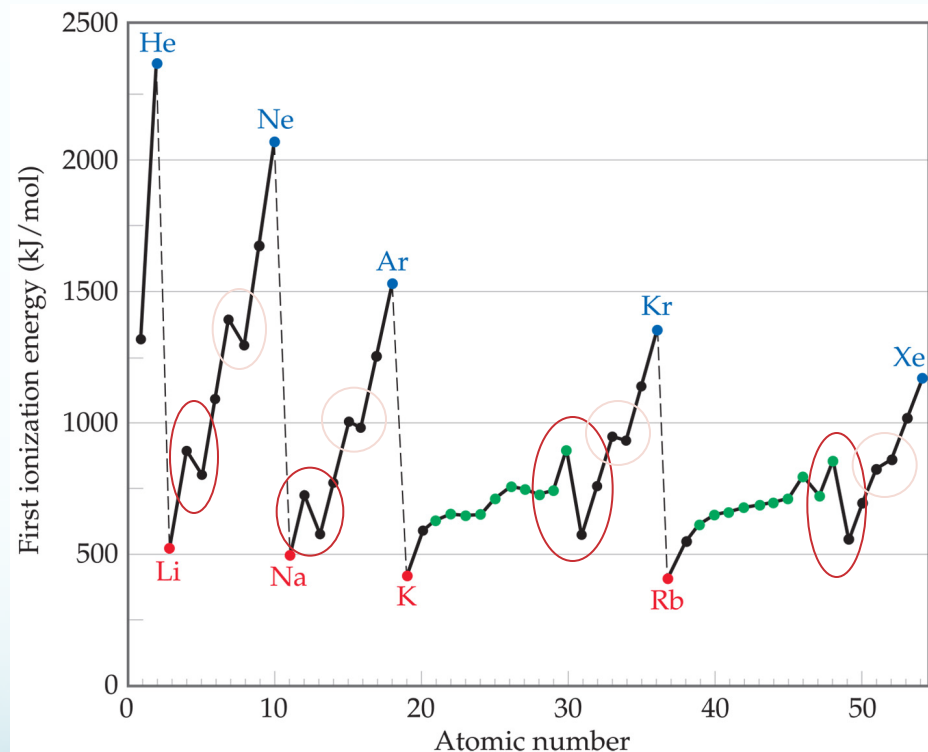
Trends in First Ionization Energies

On a smaller scale, there are two jags in each line. Why?



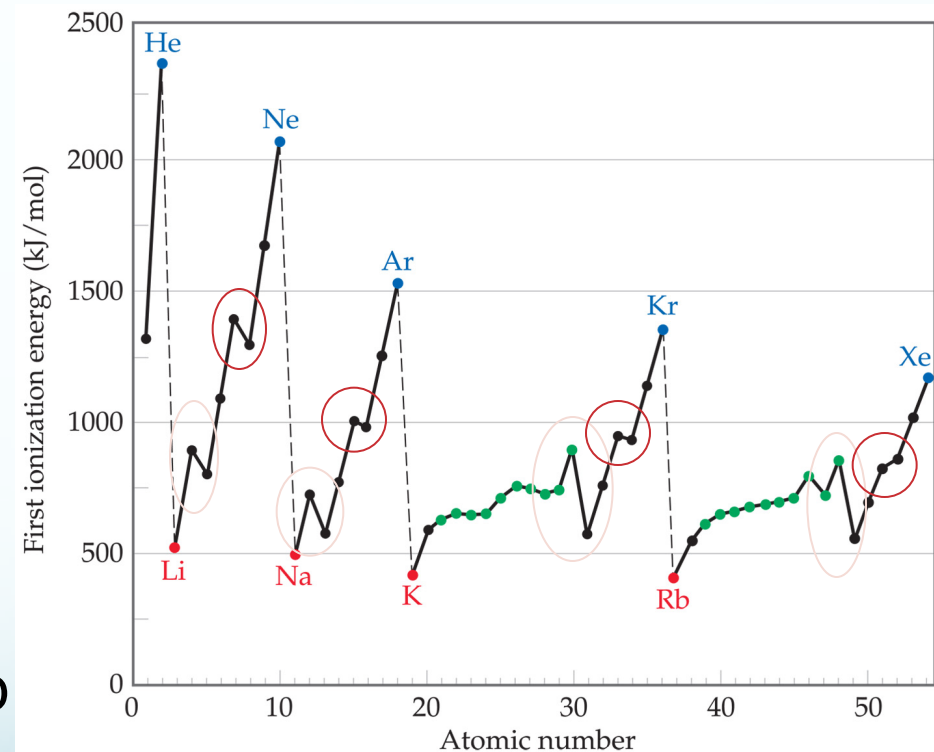
Trends in First Ionization Energies

- The first occurs between Groups IIA and IIIA.
- Electron removed from p -orbital rather than s -orbital
 - Electron farther from nucleus
 - Small amount of repulsion by s electrons.



Trends in First Ionization Energies

- The second occurs between Groups VA and VIA.
- Electron removed comes from doubly occupied orbital.
- Repulsion from other electron in orbital helps in its removal.



versus:



Electron Affinity

Energy change accompanying addition of electron to gaseous atom:



Trends in Electron Affinity

H −73							He > 0
Li −60	Be > 0	B −27	C −122	N > 0	O −141	F −328	Ne > 0
Na −53	Mg > 0	Al −43	Si −134	P −72	S −200	Cl −349	Ar > 0
K −48	Ca −2	Ga −30	Ge −119	As −78	Se −195	Br −325	Kr > 0
Rb −47	Sr −5	In −30	Sn −107	Sb −103	Te −190	I −295	Xe > 0
1A	2A	3A	4A	5A	6A	7A	8A

In general, electron affinity becomes more exothermic as you go from left to right across a row.

Trends in Electron Affinity

There are also two discontinuities in this trend.

H -73							He > 0
Li -60	Be > 0	B -27	C -122	N > 0	O -141	F -328	Ne > 0
Na -53	Mg > 0	Al -43	Si -134	P -72	S -200	Cl -349	Ar > 0
K -48	Ca -2	Ga -30	Ge -119	As -78	Se -195	Br -325	Kr > 0
Rb -47	Sr -5	In -30	Sn -107	Sb -103	Te -190	I -295	Xe > 0
1A	2A	3A	4A	5A	6A	7A	8A

Trends in Electron Affinity

H -73							He > 0
Li -60	Be > 0	B -27	C -122	N > 0	O -141	F -328	Ne > 0
Na -53	Mg > 0	Al -43	Si -134	P -72	S -200	Cl -349	Ar > 0
K -48	Ca -2	Ga -30	Ge -119	As -78	Se -195	Br -325	Kr > 0
Rb -47	Sr -5	In -30	Sn -107	Sb -103	Te -190	I -295	Xe > 0
1A	2A	3A	4A	5A	6A	7A	8A

- The first occurs between Groups IA and IIA.
- Added electron must go in *p*-orbital, not *s*-orbital.
- Electron is farther from nucleus and feels repulsion from *s*-electrons.



Trends in Electron Affinity

H -73							He > 0
Li -60	Be > 0	B -27	C -122	N > 0	O -141	F -328	Ne > 0
Na -53	Mg > 0	Al -43	Si -134	P -72	S -200	Cl -349	Ar > 0
K -48	Ca -2	Ga -30	Ge -119	As -78	Se -195	Br -325	Kr > 0
Rb -47	Sr -5	In -30	Sn -107	Sb -103	Te -190	I -295	Xe > 0
1A	2A	3A	4A	5A	6A	7A	8A

- The second occurs between Groups IVA and VA.
- Group VA has no empty orbitals.
- Extra electron must go into occupied orbital, creating repulsion.



Properties of Metals, Nonmetals and Metalloids

[illegible]

Metals versus Nonmetals

Metals

Have a shiny luster; various colors, although most are silvery
Solids are malleable and ductile
Good conductors of heat and electricity
Most metal oxides are ionic solids that are basic
Tend to form cations in aqueous solution

Nonmetals

Do not have a luster; various colors
Solids are usually brittle; some are hard, some are soft
Poor conductors of heat and electricity
Most nonmetal oxides are molecular substances that form acidic solutions
Tend to form anions or oxyanions in aqueous solution

Differences between metals and nonmetals tend to revolve around these properties.

Metals versus Nonmetals

- Metals tend to form cations.
- Nonmetals tend to form anions.

The common elemental ions

The common elemental ions																	
1A													7A	8A			
H ⁺													H ⁻				
2A													3A	4A	5A	6A	
Li ⁺														N ³⁻	O ²⁻	F ⁻	N O B L E G A S E S
Na ⁺	Mg ²⁺	Transition metals										Al ³⁺		P ³⁻	S ²⁻	Cl ⁻	
K ⁺	Ca ²⁺				Cr ³⁺	Mn ²⁺	Fe ²⁺ Fe ³⁺	Co ²⁺	Ni ²⁺	Cu ⁺ Cu ²⁺	Zn ²⁺			Se ²⁻	Br ⁻		
Rb ⁺	Sr ²⁺									Ag ⁺	Cd ²⁺		Sn ²⁺		Te ²⁻	I ⁻	
Cs ⁺	Ba ²⁺								Pt ²⁺	Au ⁺ Au ³⁺	Hg ₂ ²⁺ Hg ²⁺		Pb ²⁺	Bi ³⁺			

Transition Metal ions

1A	2A											3A	4A	5A	6A	7A	8A
H ⁺																H ⁻	
Li ⁺														N ³⁻	O ²⁻	F ⁻	N O B L E G A S E S
Na ⁺	Mg ²⁺	Transition metals										Al ³⁺		P ³⁻	S ²⁻	Cl ⁻	
K ⁺	Ca ²⁺				Cr ³⁺	Mn ²⁺	Fe ²⁺ Fe ³⁺	Co ²⁺	Ni ²⁺	Cu ⁺ Cu ²⁺	Zn ²⁺				Se ²⁻	Br ⁻	
Rb ⁺	Sr ²⁺									Ag ⁺	Cd ²⁺		Sn ²⁺		Te ²⁻	I ⁻	
Cs ⁺	Ba ²⁺								Pt ²⁺	Au ⁺ Au ³⁺	Hg ₂ ²⁺ Hg ²⁺		Pb ²⁺	Bi ³⁺			

Note: many have +2 charge.

They actually lose **all their ns** electrons first!

Mn --> Mn²⁺: [Ar]4s²3d⁵ ---> [Ar]3d⁵

Cu --> Cu⁺ [Ar]4s²3d⁹ ---> [Ar]3d¹⁰

Though ns electrons added first

The addition of n-1 d electrons makes them easier to remove.

Metals



Tend to be lustrous, malleable, ductile, and good conductors of heat and electricity.

Metals

- Compounds formed between metals and nonmetals tend to be ionic.
- Metal oxides tend to be basic.
- $\text{MgO} + \text{H}_2\text{O} \rightarrow \text{Mg}(\text{OH})_2$
- Note: no change in oxidation state.



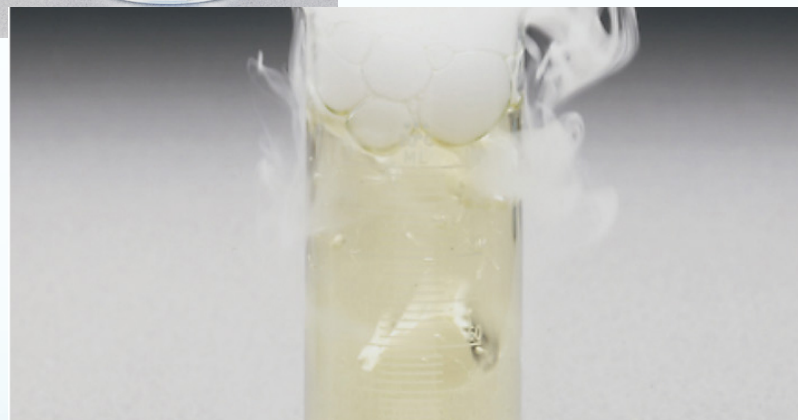
Nonmetals



- Dull, brittle substances that are poor conductors of heat and electricity.
- Tend to gain electrons in reactions with metals to acquire noble gas configuration.

Nonmetals

- Substances containing only nonmetals are molecular compounds.
- Most nonmetal oxides are acidic.
- $\text{XO} + \text{H}_2\text{O} \rightarrow \text{XO}(\text{OH}) + \text{H}^+$
- $\text{SO}_2 + \text{H}_2\text{O} \rightarrow \text{H}_2\text{SO}_3$
- $\text{SO}_3 + \text{H}_2\text{O} \rightarrow \text{H}_2\text{SO}_4$
- $\text{CO}_2 + \text{H}_2\text{O} \rightarrow \text{H}_2\text{CO}_3$
- Note, again the oxidation state is not changing.
- Nonmetal forms covalent bonds with O, doesn't become a cation, so oxide acidic.



Metalloids



- Have some characteristics of metals, some of nonmetals.
- For instance, silicon looks shiny, but is brittle and fairly poor conductor.

Group Trends

Alkali Metals

- Soft, metallic solids.
- Name comes from Arabic word for ashes.



Alkali Metals

- Found only as compounds in nature.
- Have low densities and melting points.
 - ***Why is their density relatively low?***
- Also have low ionization energies.

Element	Electron Configuration	Melting Point (°C)	Density (g/cm ³)	Atomic Radius (Å)	I_1 (kJ/mol)
Lithium	[He]2s ¹	181	0.53	1.34	520
Sodium	[Ne]3s ¹	98	0.97	1.54	496
Potassium	[Ar]4s ¹	63	0.86	1.96	419
Rubidium	[Kr]5s ¹	39	1.53	2.11	403
Cesium	[Xe]6s ¹	28	1.88	2.25	376

Alkali Metals



Their reactions with water are famously exothermic.

Alkali Metals


- Alkali metals (except Li) react with oxygen to form peroxides.



- K, Rb, and Cs also form superoxides:



- Produce bright colors when placed in flame.



Alkaline Earth Metals

Element	Electron Configuration	Melting Point (°C)	Density (g/cm ³)	Atomic Radius (Å)	I_1 (kJ/mol)
Beryllium	[He]2s ²	1287	1.85	0.90	899
Magnesium	[Ne]3s ²	650	1.74	1.30	738
Calcium	[Ar]4s ²	842	1.55	1.74	590
Strontium	[Kr]5s ²	777	2.63	1.92	549
Barium	[Xe]6s ²	727	3.51	1.98	503

- Have higher densities and melting points than alkali metals.
- Have low ionization energies, but not as low as alkali metals.

Alkaline Earth Metals

- Be does not react with water, Mg reacts only with steam, but others react readily with water.
- Reactivity tends to increase as go down group. Why?



Group 6A

Element	Electron Configuration	Melting Point (°C)	Density	Atomic Radius (Å)	I_1 (kJ/mol)
Oxygen	[He]2s ² 2p ⁴	-218	1.43 g/L	0.73	1314
Sulfur	[Ne]3s ² 3p ⁴	15	1.96 g/cm ³	1.02	1000
Selenium	[Ar]3d ¹⁰ 4s ² 4p ⁴	221	4.82 g/cm ³	1.16	941
Tellurium	[Kr]4d ¹⁰ 5s ² 5p ⁴	450	6.24 g/cm ³	1.35	869
Polonium	[Xe]4f ¹⁴ 5d ¹⁰ 6s ² 6p ⁴	254	9.20 g/cm ³	—	812

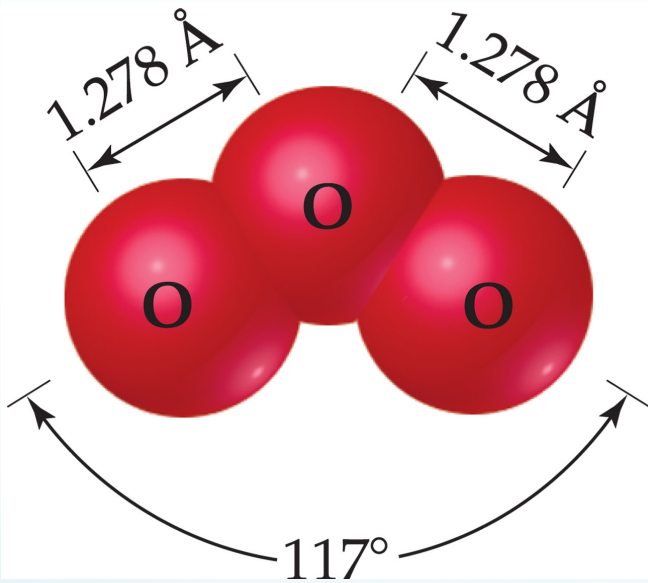
- Oxygen, sulfur, and selenium are nonmetals.
- Tellurium is a metalloid.
- The radioactive polonium is a metal.
- **Why do elements become more metallic as we go down a group?**

Group 6A

Element	Electron Configuration	Melting Point (°C)	Density	Atomic Radius (Å)	I_1 (kJ/mol)
Oxygen	[He]2s ² 2p ⁴	-218	1.43 g/L	0.73	1314
Sulfur	[Ne]3s ² 3p ⁴	15	1.96 g/cm ³	1.02	1000
Selenium	[Ar]3d ¹⁰ 4s ² 4p ⁴	221	4.82 g/cm ³	1.16	941
Tellurium	[Kr]4d ¹⁰ 5s ² 5p ⁴	450	6.24 g/cm ³	1.35	869
Polonium	[Xe]4f ¹⁴ 5d ¹⁰ 6s ² 6p ⁴	254	9.20 g/cm ³	—	812

- Oxygen, sulfur, and selenium are nonmetals.
- Tellurium is a metalloid.
- The radioactive polonium is a metal.
- **Why do elements become more metallic as we go down a group?**
 - Outer electrons in higher energy levels, further away from the nucleus, held less tightly to it.

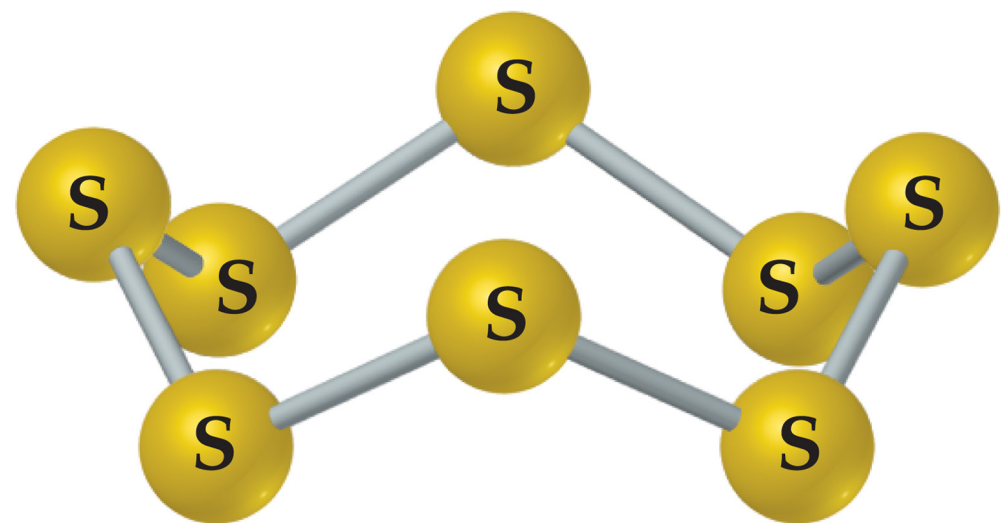
Oxygen



- Two allotropes:
 - O_2
 - O_3 , ozone
- Three anions:
 - O^{2-} , oxide
 - O_2^{2-} , peroxide
 - O_2^{1-} , superoxide
- Tends to take electrons from other elements (oxidation)

Sulfur

- Weaker oxidizing agent than oxygen.
- Most stable allotrope is S_8 , a ringed molecule.
- Why isn't S_2 more stable?
- Ask me when we finish Chapter 8!

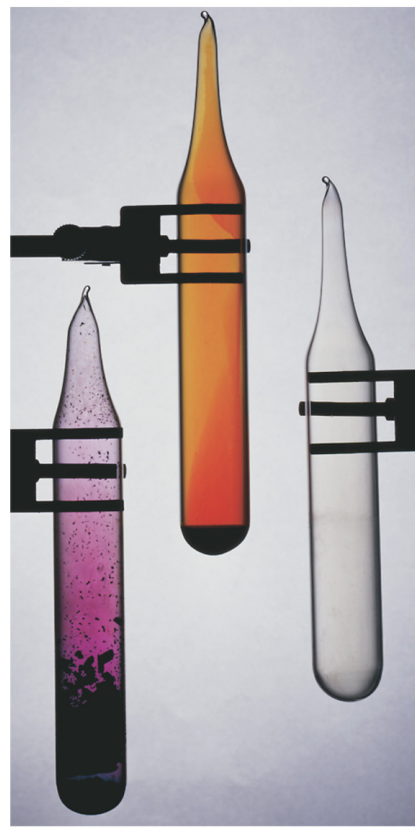


Group VIIA: Halogens

Element	Electron Configuration	Melting Point (°C)	Density	Atomic Radius (Å)	I_1 (kJ/mol)
Fluorine	[He]2s ² 2p ⁵	-220	1.69 g/L	0.71	1681
Chlorine	[Ne]3s ² 3p ⁵	-102	3.21 g/L	0.99	1251
Bromine	[Ar]3d ¹⁰ 4s ² 4p ⁵	-7.3	3.12 g/cm ³	1.14	1140
Iodine	[Kr]4d ¹⁰ 5s ² 5p ⁵	114	4.94 g/cm ³	1.33	1008

- Prototypical nonmetals
- Name comes from the Greek **halos** and **gennao**: “salt formers”

Group VIIA: Halogens



- Large, negative electron affinities
 - Therefore, tend to oxidize other elements easily
- React directly with metals to form metal halides
- Chlorine added to water supplies to serve as disinfectant

Group VIIIA: Noble Gases

Element	Electron Configuration	Boiling Point (K)	Density (g/L)	Atomic Radius* (Å)	I_1 (kJ/mol)
Helium	$1s^2$	4.2	0.18	0.32	2372
Neon	$[\text{He}]2s^22p^6$	27.1	0.90	0.69	2081
Argon	$[\text{Ne}]3s^23p^6$	87.3	1.78	0.97	1521
Krypton	$[\text{Ar}]3d^{10}4s^24p^6$	120	3.75	1.10	1351
Xenon	$[\text{Kr}]4d^{10}5s^25p^6$	165	5.90	1.30	1170
Radon	$[\text{Xe}]4f^{14}5d^{10}6s^26p^6$	211	9.73	1.45	1037

*Only the heaviest of the noble-gas elements form chemical compounds. Thus, the atomic radii for the lighter noble-gas elements are estimated values.

- Astronomical ionization energies
- Positive electron affinities
 - Therefore, relatively unreactive
- Monatomic gases

Group VIIIA: Noble Gases

- Xe forms some compounds for example:
 - XeF_2
 - XeF_4 (at right)
 - XeF_6
- Kr forms only one stable compound:
 - KrF_2
- The unstable HArF was synthesized in 2000.



Exam 2 review:

- Chapter 5, thermochemistry
- Chapter 6, atomic structure
- Chapter 7, periodic trends

Exam 2 review:

- Chapter 5

- Heat vs. work, nature of energy
 - potential energy vs. kinetic energy
 - nature of temperature
 - system versus surroundings
- 1st law of thermodynamics:
 - ΔE calculations
 - example: Calculate the change in internal energy and whether the process is endo or exothermic:
 - 100g of water is cooled from 90 °C to 40 °C.
- Enthalpy of reaction. Using stoichiometry and enthalpy of reaction to calculate things:
 - example problem:
 - $\text{Ag}^+(\text{aq}) + \text{Cl}^-(\text{aq}) \rightarrow \text{AgCl}(\text{s}) \quad \Delta H = -65.5 \text{ kJ}$
 - a. Calculate ΔH for the formation of 2.5 g of AgCl

Exam 2 review:

- $\text{Ag}^+(\text{aq}) + \text{Cl}^-(\text{aq}) \rightarrow \text{AgCl}(\text{s}) \Delta H = -65.5 \text{ kJ}$
Calculate ΔH for the formation of 2.5 g of AgCl
MW. 143.319 g/mol (AgCl).
 $2.5 \text{ g} / 143.319 \text{ g/mol} = 0.0174 \text{ mole}$
 $0.0174 \text{ mol}(-65.5 \text{ kJ/mol AgCl}) = -1.14 \text{ kJ}$
- Calorimetry problem:
 - example problem:
10 g of NaOH is dissolved in 100 mL of water in a calorimeter, the temperature changes from 23.6 to 47.4 °C. Calculate ΔH for the process, assume the specific heat of the solution is 4.184 J/°Kg, the same as water.

Chapter 5

$q = \text{specific heat(g solution)}(\Delta T)$

$q = 4.184 \text{ J/Kmol}(110 \text{ g})(26.4 - 43.3) = -10953 \text{ J}$

moles NaOH = $10 \text{ g} / 40 \text{ g} = .25 \text{ mole}$

$\Delta H = -10953 \text{ J} / .25 \text{ mol} = -43812 = 40000 \text{ J/mol NaOH}$.

- Hess's law:
 - Given a series of reactions, rearrange to find ΔH for the reaction in question:
 - Example problem:
 - Given the data:
 - $\text{N}_2(\text{g}) + \text{O}_2(\text{g}) \rightarrow 2\text{NO}(\text{g}) \quad \Delta H = 180.7 \text{ kJ}$
 - $2\text{NO}(\text{g}) + \text{O}_2(\text{g}) \rightarrow 2\text{NO}_2 \quad \Delta H = -113.1 \text{ kJ}$
 - $2\text{N}_2\text{O}(\text{g}) \rightarrow 2\text{N}_2(\text{g}) + \text{O}_2(\text{g}) \quad \Delta H = -163.2 \text{ kJ}$
 - Calculate: $\text{N}_2\text{O}(\text{g}) + \text{NO}_2(\text{g}) \rightarrow \text{O}_2(\text{g})$
- Enthalpies of formation (the tables of enthalpies of formation):
- $\sum \Delta H_{\text{products}} - \sum \Delta H_{\text{reactants}} = \Delta H_{\text{reaction}}$

Chapter 5

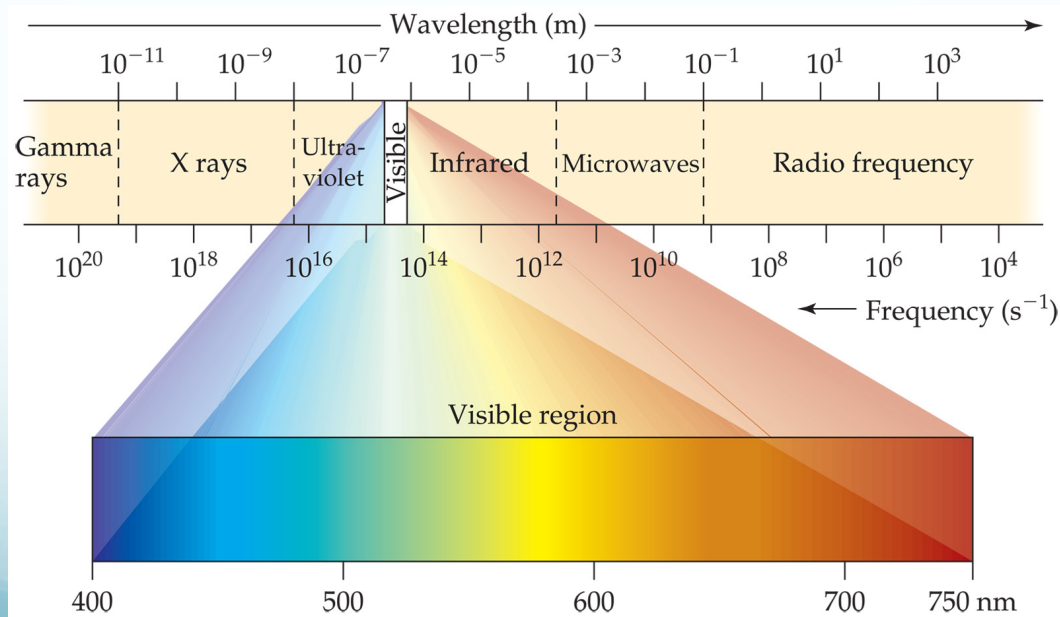
- Hess's law:
 - Given a series of reactions, rearrange to find ΔH for the reaction in question:
 - Example problem:
 - Given the data:
 - $\text{N}_2(\text{g}) + \text{O}_2(\text{g}) \rightarrow 2\text{NO}(\text{g}) \quad \Delta H = 180.7 \text{ kJ}$
 - $2\text{NO}(\text{g}) + \text{O}_2(\text{g}) \rightarrow 2\text{NO}_2 \quad \Delta H = -113.1 \text{ kJ}$
 - $2\text{N}_2\text{O}(\text{g}) \rightarrow 2\text{N}_2(\text{g}) + \text{O}_2(\text{g}) \quad \Delta H = -163.2 \text{ kJ}$
 - Calculate: $\text{N}_2\text{O}(\text{g}) + \text{NO}_2(\text{g}) \rightarrow 3\text{NO}(\text{g})$
 - $\text{NO}_2 \rightarrow \text{NO}(\text{g}) + 1/2\text{O}_2(\text{g}) \quad 113.1/2$
 - $\text{N}_2\text{O}(\text{g}) \rightarrow \text{N}_2(\text{g}) + 1/2\text{O}_2(\text{g}) \quad \Delta H = -163.2/2 \text{ kJ}$
 - $\text{N}_2(\text{g}) + \text{O}_2(\text{g}) \rightarrow 2\text{NO}(\text{g}) \quad \Delta H = 180.7 \text{ kJ}$
 - $\text{N}_2\text{O}(\text{g}) + \text{NO}_2(\text{g}) \rightarrow 3\text{NO}(\text{g}) \quad \Delta H = 155.6 \text{ kJ}$
-

Chapter 5

- Enthalpies of formation (the tables of enthalpies of formation):
- $\Sigma \Delta H_{\text{prdts}} - \Sigma \Delta H_{\text{reactants}} = \Delta H_{\text{reaction}}$

Chapter 6

- Chapter 6
 - Characteristics of waves ($v = \lambda\nu$):
 - What is wavelength?
 - What is frequency?
 - Electromagnetic radiation:
 - $E = h\nu$
 - visible spectrum (ROYGBV)
 - rest of spectrum



Chapter 6

- Chapter 6
 - Characteristics of waves ($v = \lambda\nu$):
 - Black body radiation
 - Photo-electric effect
 - Heisenberg uncertainty: ($\Delta mv\Delta x \geq h$)
 - Line spectra of atoms
 - matter waves (De Brogli)

$$v = \lambda\nu$$

$$\nu = \frac{v}{\lambda}$$

$$E = mv^2 = h\nu = h\frac{v}{\lambda}$$

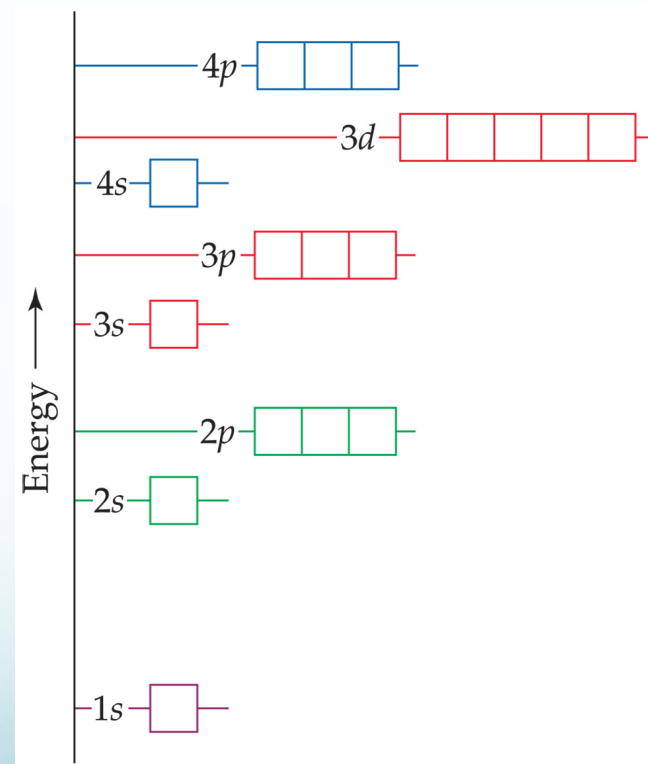
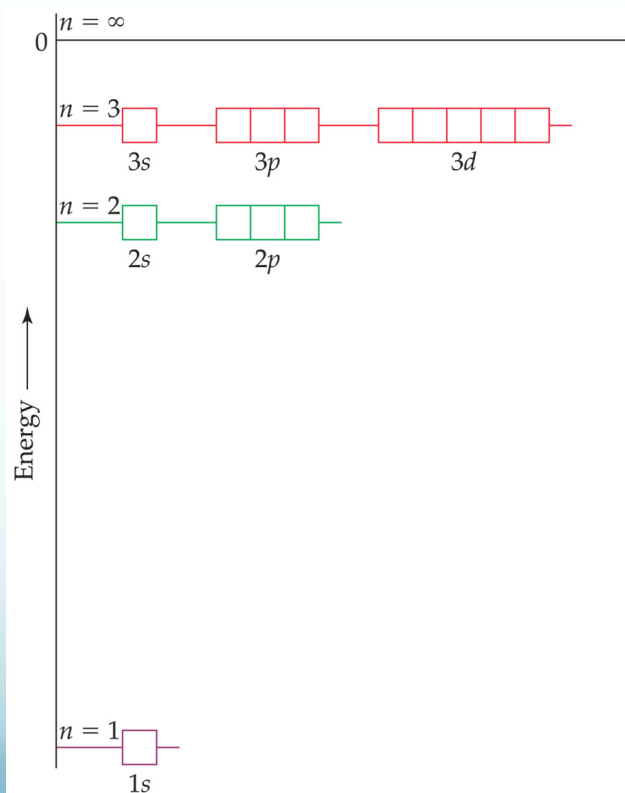
$$\lambda = \frac{h}{mv}$$

Chapter 6

- Chapter 6
 - Wavefunctions and quantum mechanics
 - wavefunction vs. probability distribution
 - orbitals and quantum numbers
 - Quantum numbers
 - what are the four?
 - principle (energy) $n = 1, 2, 3, \dots$
 - azimuthal (shape) $l = 0, 1, 2, \dots, n-1$
 - magnetic (orientation) $m_l = -l, \dots, 0, \dots, +l$
 - spin (differentiates two electrons in same orbital) $(\pm 1/2)$
 - naming the l qm:
 - $l=0$, s, $l=1$, p, $l=2$, d, $l=3$, f
 - Shapes of orbitals

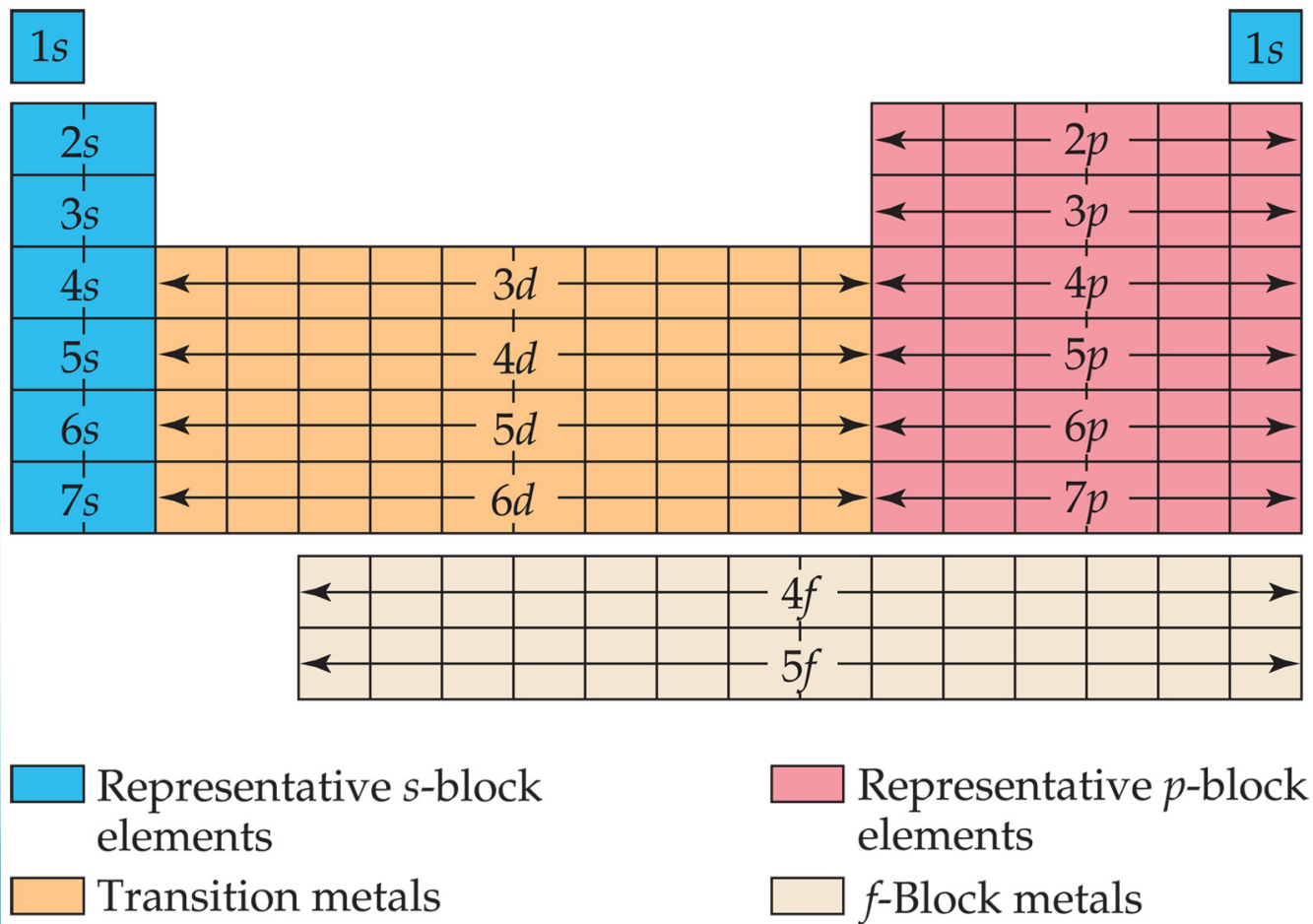
Chapter 6

- Chapter 6
 - Many electron atoms
 - Energy of orbitals in H versus other atoms with other electrons.



Chapter 6

- Chapter 6
 - Pauli exclusion principle
 - Hund's rule (don't pair until you have to)
 - Electron configurations

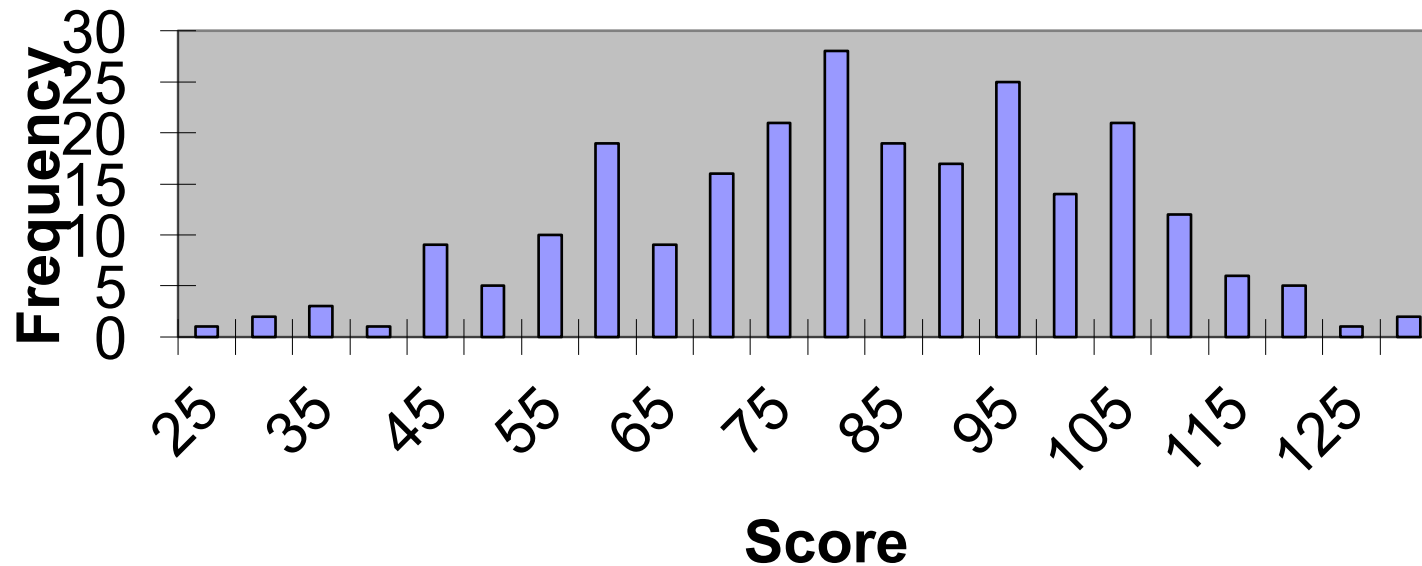


Chapter 7

- Periodic trends
- Effective nuclear charge
- trends in atomic radius
- trends in ion radius
- Ionization energy, trends
- electron affinity, trends.

Exam 2

CEM 151 Exam 2 FS11



Bin	Frequency
25	1
30	2
35	3
40	1
45	9
50	5
55	10
60	19
65	9
70	16
75	21
80	28
85	19
90	17
95	25
100	14
105	21
110	12
115	6
120	5
125	1
130	2

Mean	80.16666667
Median	80
Mode	73
Standard Deviation	20.96899233
Minimum	25
Maximum	128

Student Score Histogram Report

Total Possible Points:	102	Median Score:	72	Maximum Score:	96
Total Students:	108	Mean Score:	69.39	Minimum Score:	36
Standard Deviation:	14.22	Reliability Coefficient (KR20):	0.53	Range of Scores:	60

Overall

Mean Score: 68.03%

