

**Lecture notes prepared by Piotr Piecuch for the mini-course on the single-reference many-body perturbation theory offered in the College of Chemistry and Molecular Engineering of Peking University on November 12-14, 2019.**

**PART II: The single-reference many-body perturbation theory (MBPT) and its diagrammatic representation, including the discussion of the underlying Rayleigh-Schrödinger perturbation theory, wave, reaction, and reduced resolvent operators, eigenfunction and eigenvalue expansions, renormalization terms and bracketing technique, rules for MBPT diagrams, MBPT diagrams in low orders (second-, third-, and fourth-order energy corrections; first- and second-order wave function contributions), linked, unlinked, connected, and disconnected diagrams, diagram cancellations in fourth-order energy and third-order wave function corrections, and linked and connected cluster theorems and their implications.**

# MANY-BODY PERTURBATION THEORY (SINGLE-REFERENCE CASE).

## 1. Introductory remarks.

We will use the Rayleigh-Schrödinger perturbation theory (RSPT) for a non-generated ground state to solve the many-particle (many-fermion) Schrödinger equation,

$$H|\Psi_0\rangle = E_0|\Psi_0\rangle, \quad (1)$$

where the correlated ground state  $|\Psi_0\rangle$  can be obtained by perturbing the independent-particle-model (IPM) single determinantal state  $|\Phi_0\rangle$  that will also serve as a Fermi vacuum. We will assume that our Hamiltonian  $H$  consists of one- and two-body components,  $Z$  and  $V$ , respectively, so that

$$H = Z + V, \quad (2)$$

where

$$Z = \sum_{p,q} \langle p|z|q\rangle X_p^\dagger X_q \quad (3)$$

and

$$V = \frac{1}{2} \sum_{pq,rs} \langle pq|\hat{v}|rs\rangle X_p^\dagger X_q^\dagger X_s X_r \quad (4)$$

$$= \frac{1}{4} \sum_{pq,rs} \langle pq|\hat{v}|rs\rangle_A X_p^\dagger X_q^\dagger X_s X_r,$$

with

$$\langle pq|\hat{v}|rs\rangle_A = \langle pq|\hat{v}|rs\rangle - \langle pq|\hat{v}|sr\rangle \quad (5)$$

representing the antisymmetrized matrix elements.

Here,  $X_p^\dagger$  ( $X_p$ ) are the creation (annihilation) operators associated with single-particle states (in quantum chemistry, spin-orbitals)  $|p\rangle$ .

To facilitate our considerations, where it will be assumed that  $|\Psi_0\rangle$  is obtained by perturbing the IPM Fermi vacuum state  $|\Phi_0\rangle$  ( $|\Phi_0\rangle$  could, for example, be a Hartree-Fock determinant, although other choices are certainly possible), we will focus on the Schrödinger equation written as

$$H_N |\Psi_0\rangle = \Delta E_0 |\Psi_0\rangle, \quad (6)$$

where

$$H_N = H - \langle \Phi_0 | H | \Phi_0 \rangle \quad (7)$$

is the Hamiltonian in the normal-ordered form (we will return to this later) and

$$\Delta E_0 = E_0 - \langle \Phi_0 | H | \Phi_0 \rangle. \quad (8)$$

If  $|\Phi_0\rangle$  is a Hartree-Fock state,  $\Delta E_0$  is the conventional correlation energy. We will be seeking the solutions of Eq. (8), where we know that the exact  $|\Psi_0\rangle$  can be written as

$$\begin{aligned} |\Psi_0\rangle &= |\Phi_0\rangle + \sum_a c_a^i |\Phi_i^a\rangle + \\ &+ \sum_{i < j, a < b} c_{ab}^{ij} |\Phi_{ij}^{ab}\rangle + \dots \\ &= |\Phi_0\rangle + \sum_{n=1} \sum_{\substack{a_1, \dots, a_n \\ i_1, \dots, i_n}} c_{a_1, \dots, a_n}^{i_1, \dots, i_n} |\Phi_{i_1, \dots, i_n}^{a_1, \dots, a_n}\rangle \end{aligned} \quad (9)$$

where

$$|\Phi_i^a\rangle = X_a^\dagger X_i |\Phi_0\rangle \equiv E_i^a |\Phi_0\rangle,$$

$$|\Phi_{ij}^{ab}\rangle = X_a^\dagger X_i X_b^\dagger X_j |\Phi_0\rangle = E_{ij}^{ab} |\Phi_0\rangle,$$

...

$$\begin{aligned} |\Phi_{i_1, \dots, i_n}^{a_1, \dots, a_n}\rangle &= \prod_{g=1}^n X_{a_g}^\dagger X_{i_g} |\Phi_0\rangle \\ &= \prod_{g=1}^n E_{i_g}^{a_g} |\Phi_0\rangle = E_{i_1, \dots, i_n}^{a_1, \dots, a_n} |\Phi_0\rangle \end{aligned} \quad (10)$$

-4-  
one-particle-one-hole  
↓

are the  $1p-1h$ ,  $2p-2h$ , ...,  $np-nh$  excited determinants, in the form of a perturbative expansion,

$$\begin{aligned} |\Psi_0\rangle &= |\Phi_0^{(0)}\rangle + |\Psi_0^{(1)}\rangle + |\Psi_0^{(2)}\rangle + \dots \\ &= \sum_{n=0}^{\infty} |\Psi_0^{(n)}\rangle, \end{aligned} \quad (11)$$

in which  $|\Psi_0^{(0)}\rangle = |\Phi_0\rangle$  and  $|\Psi_0^{(n)}\rangle$  with  $n \geq 1$  are the corrections to the zeroth-order state  $|\Phi_0\rangle$ . The corresponding correlation energy (defined as  $E_0$  minus  $\langle \Phi_0 | H | \Phi_0 \rangle$ ) will be represented as

$$\begin{aligned} \Delta E_0 &= \Delta E_0^{(0)} + \Delta E_0^{(1)} + \Delta E_0^{(2)} + \dots \\ &= \sum_{n=0}^{\infty} \Delta E_0^{(n)}, \end{aligned} \quad (12)$$

where, quite obviously and as we will see,  $\Delta E_0^{(0)} = 0$  and  $\Delta E_0^{(1)} = 0$ . We will use the RSPT approach to determine expansions (11) and (12). Before doing this, let us discuss key elements of RSPT for a generic Hermitian eigenvalue problem,

$$K|\Psi\rangle = k_0|\Psi_0\rangle \quad (13)$$

for a non-degenerate state  $|\Psi_0\rangle$ .

## 2. Rayleigh-Schrödinger perturbation theory for a nondegenerate eigenvalue problem.

We want to solve

$$K|\Psi_0\rangle = k_0|\Psi_0\rangle. \quad (14)$$

In RSPT, we assume that we can split  $K$  into the unperturbed part  $K_0$  and perturbation  $W$ ,

$$K = K_0 + W, \quad (15)$$

such that we know all eigenvalues  $\alpha_n$  and all eigenstates  $|\Phi_n\rangle$  of  $K_0$ ,

$$K_0|\Phi_n\rangle = \alpha_n|\Phi_n\rangle, \quad n=0,1,2,\dots \quad (16)$$

$K_0$  is Hermitian, so states  $|\Phi_n\rangle$  form an orthonormal basis in the Hilbert space,

$$\langle \Phi_m | \Phi_n \rangle = \delta_{mn}, \quad (17)$$

and  $\alpha_n$ 's are real numbers. We seek the solution of Eq. (14) in the form

$$|\Psi_0\rangle = \Omega|\Phi_0\rangle,$$

where  $\Omega$  is the so-called wave operator,

-6-

using intermediate normalization,

$$\langle \Phi_0 | \Psi \rangle = \langle \Phi_0 | \Omega | \Phi_0 \rangle = \langle \Phi_0 | \Phi_0 \rangle = 1. \quad (18)$$

We obtain,

project  
both sides  
on  $\langle \Phi_0 |$

$$\langle \Phi_0 | (K_0 + W) | \Psi \rangle = \langle \Phi_0 | K_0 | \Psi \rangle,$$
$$\underbrace{\langle \Phi_0 | K_0 | \Psi \rangle}_{\mathcal{K}_0} + \langle \Phi_0 | W | \Psi \rangle = \mathcal{K}_0 \langle \Phi_0 | \Psi \rangle = \mathcal{K}_0$$

$$\begin{aligned} \mathcal{K}_0 &= \mathcal{K}_0 + \langle \Phi_0 | W | \Psi \rangle \\ &= \mathcal{K}_0 + \langle \Phi_0 | W \Omega | \Phi_0 \rangle \\ &= \mathcal{K}_0 + \langle \Phi_0 | \tau | \Phi_0 \rangle, \end{aligned} \quad (19)$$

where

$$\tau = P W \Omega,$$

with

$$P = |\Phi_0\rangle \langle \Phi_0| \quad (20)$$

representing the projection operator on the P-space spanned by  $|\Phi_0\rangle$ ,  $\tau$  is the so-called reaction operator.

$\Omega$  maps  $|\Phi_0\rangle$  onto  $|\Psi_0\rangle$ , but without knowing how it acts on the remaining basis states  $|\Phi_n\rangle$ , with  $n \geq 1$ , it is not uniquely defined. RSP is one of the infinitely many possibilities of finding  $\Omega$ . The key quantity for setting up the RSP series is the REDUCED RESOLVENT.

To define the reduced resolvent, we decompose the Hilbert space  $\mathcal{H}$  into the  $P$  space spanned by  $|\Phi_0\rangle$ ,  $\mathcal{H}_P$ , and the orthogonal complement called the  $Q$  space,  $\mathcal{H}_Q$ , so that

$$\mathcal{H} = \mathcal{H}_P \oplus \mathcal{H}_Q \quad (21)$$

The corresponding projection operators are  $P$ , Eq. (20), and

$$Q = 1 - P = \sum_{n=1}^{\infty} |\Phi_n\rangle\langle\Phi_n| \quad (22)$$

The reduced resolvent of operator  $K_0$ , which is parametrized by  $\alpha$ , is formally defined as

$\alpha$ -real variable

$$\mathcal{R}_\alpha(K_0) = Q[\alpha P + Q(\alpha - K_0)Q]^{-1}Q, \quad (23)$$

where  $\alpha \neq 0$ . It is easy to show that the matrix representation of  $\mathcal{R}_\alpha(K_0)$  in a basis set



-8-

defined by  $|\Phi_n\rangle, n=0,1,2,\dots$ , is

$$\begin{array}{l}
 \text{P space} \rightarrow \\
 \text{Q space} \rightarrow
 \end{array}
 \left( \begin{array}{c|c}
 0 & 0 \\
 \hline
 0 & (\alpha I_Q - QKQ)^{-1}
 \end{array} \right). \quad (24)$$

$\uparrow$  P-space                       $\uparrow$  Q-space

The spectral representation of  $R_x(K_0)$  is

$$R_x(K_0) = \sum_{n=1}^{\infty} \frac{|\Phi_n\rangle\langle\Phi_n|}{x - \alpha_n}. \quad (25)$$

eigenvalues of  $QKQ$

Thus,  $R_x(K_0)$  becomes singular for  $x = \alpha_1, \alpha_2, \dots$ , but not for  $x = \alpha_0$ , since  $\mathcal{Q}$  is non-degenerate (by assumption).

Properties of  $P, Q$ , and  $R_x(K_0)$ :

- $P^2 = P$ ,  $P^\dagger = P$ ,  $Q^2 = Q$ ,  $Q^\dagger = Q$ ,  $PQ = QP = 0$ .  
(idempotent)      (hermitian)
- $R_x(K_0) = R_x(K_0)^\dagger$  (for real  $x$ ),
- $R_x(K_0)P = P R_x(K_0) = 0$ .
- $Q R_x(K_0) = R_x(K_0)Q = R_x(K_0)$ .

-g.

this is why sometimes we write  $R_x(k_0) = \frac{Q}{x-k_0}$

$$\bullet \quad Q(x-k_0) R_x(k_0) = R_x(k_0)(x-k_0) Q \\ = Q. \quad (26)$$

There are other. The last one is particularly important, and we can prove it as follows:

$$Q(x-k_0) R_x(k_0) = Q \sum_{n=1}^{\infty} \frac{(x-k_0) |\Phi_n\rangle \langle \Phi_n|}{x-x_n} \\ = Q \sum_{n=1}^{\infty} \frac{\cancel{x-x_n} |\Phi_n\rangle \langle \Phi_n|}{\cancel{x-x_n}} = Q \cdot Q = Q. \quad (27)$$

Equipped with the above definitions, we define the reduced resolvent of  $k_0$  at  $x=x_0$ , which I will call the upper-indexed reduced resolvent,

$$R^{(0)} \equiv R_{x=x_0}(k_0) = Q [xP + Q(x-k_0)Q]^{-1} Q \\ = \sum_{n=1}^{\infty} \frac{|\Phi_n\rangle \langle \Phi_n|}{x_0 - x_n} \quad (28)$$

We can use it to develop the RSP series in the following few steps:

(i) We know that

$$|\Psi_0\rangle = (P+Q)|\Phi_0\rangle = |\Phi_0\rangle + Q|\Psi_0\rangle \\ + Q|\Psi_0\rangle = |\Phi_0\rangle + Q|\Psi_0\rangle. \quad (29)$$

We consider the following expression:

$$\begin{aligned}
 (\epsilon_0 - k_0) \underline{Q} |\Psi_0\rangle &= Q(\epsilon_0 - k_0) |\Psi_0\rangle \\
 &= Q(\epsilon_0 - K + W) |\Psi_0\rangle \\
 &= Q(\epsilon_0 - k_0 + W) |\Psi_0\rangle, \quad (30)
 \end{aligned}$$

where we used the fact that  $[Q, k_0] = 0$  (obvious). Let us define

$$W' = W - (k_0 - \epsilon_0). \quad (31)$$

We obtain,

$$(\epsilon_0 - k_0) \underline{Q} |\Psi_0\rangle = Q W' |\Psi_0\rangle. \quad (32)$$

(ii) We know that (see Eq. (26))

$$\begin{aligned}
 Q(\epsilon_0 - k_0) R^{(0)} &= R^{(0)}(\epsilon_0 - k_0) Q \\
 &= Q. \quad (33)
 \end{aligned}$$

Thus, from Eqs. (32) and (33), we obtain,

$$\underbrace{R^{(0)}(\epsilon_0 - k_0) Q}_{\text{Eq. (33)} \rightarrow Q} |\Psi_0\rangle = \underbrace{R^{(0)}}_{\text{see p. 8} \rightarrow R^{(0)} \text{ (bottom)}} Q W' |\Psi_0\rangle, \quad (34)$$

$$Q|\Psi_0\rangle = R^{(0)}W'|\Psi_0\rangle, \quad (35)$$

$$\begin{aligned} |\Psi_0\rangle &= |\Phi_0\rangle + Q|\Psi_0\rangle \\ &= |\Phi_0\rangle + R^{(0)}W'|\Psi_0\rangle. \end{aligned} \quad (36)$$

(ii) Hermiting the last relationship, we obtain,

$$\begin{aligned} \langle\Psi_0| &= \langle\Phi_0| + \langle\Psi_0|R^{(0)}W' \\ &= \langle\Phi_0| + \langle\Phi_0|R^{(0)}W' + \langle\Psi_0|R^{(0)}W'^2 \\ &= \dots = \sum_{n=0}^{\infty} \langle\Phi_0|R^{(0)}W'^n. \end{aligned} \quad (37)$$

Thus, 
$$|\Psi_0\rangle = \sum_{n=0}^{\infty} (R^{(0)}W')^n |\Phi_0\rangle, \quad (38)$$

where  $W'$  is given by Eq. (31).

Using Eq. (19), we obtain

$$\begin{aligned} k_0 &= \epsilon_0 + \langle\Phi_0|W|\Psi_0\rangle = \epsilon_0 \\ &+ \sum_{n=0}^{\infty} \langle\Phi_0|W(R^{(0)}W')^n|\Phi_0\rangle. \end{aligned} \quad (39)$$

We can make further slight simplifications,

$$\begin{aligned}
 |\overline{\Psi}_0\rangle &= \sum_{n=0}^{\infty} (R^{(0)}W')^n |\Phi_0\rangle \\
 &= |\Phi_0\rangle + \sum_{n=1}^{\infty} (R^{(0)}W')^n |\Phi_0\rangle \\
 &= |\Phi_0\rangle + \sum_{n=1}^{\infty} (R^{(0)}W')^n (R^{(0)}W') |\Phi_0\rangle \\
 &= |\Phi_0\rangle + \sum_{n=0}^{\infty} (R^{(0)}W')^n (R^{(0)}W) |\Phi_0\rangle, \tag{40}
 \end{aligned}$$

since

$$\begin{aligned}
 R^{(0)}W' |\Phi_0\rangle &= R^{(0)}W |\Phi_0\rangle + R^{(0)}(\alpha_0 - k_0) |\Phi_0\rangle \\
 &= R^{(0)}W |\Phi_0\rangle \tag{41}
 \end{aligned}$$

$$(R^{(0)}|\Phi_0\rangle = R^{(0)}P|\Phi_0\rangle = 0).$$

Similarly, and using Eqs. (19) and (40),

$$\begin{aligned}
 k_0 &= \alpha_0 + \langle \Phi_0 | W | \overline{\Psi}_0 \rangle = \alpha_0 + \langle \Phi_0 | W | \Phi_0 \rangle \\
 &\quad + \sum_{n=0}^{\infty} \langle \Phi_0 | W (R^{(0)}W')^n R^{(0)}W | \Phi_0 \rangle. \tag{42}
 \end{aligned}$$

Summary:

$$|\Psi_0\rangle = |\Phi_0\rangle + \sum_{n=0}^{\infty} (R^{(0)}W')^n R^{(0)}W |\Phi_0\rangle \quad (43a)$$

$$k_0 = \epsilon_0 + \langle \Phi_0 | W | \Phi_0 \rangle + \sum_{n=0}^{\infty} \langle \Phi_0 | W (R^{(0)}W')^n R^{(0)}W | \Phi_0 \rangle \quad (43b)$$

or, using the wave and reaction operators,

$$|\Psi_0\rangle = \Omega |\Phi_0\rangle, \quad (44)$$

where

$$\Omega = P + \sum_{n=0}^{\infty} (R^{(0)}W')^n R^{(0)}WP, \quad (45)$$

and

$$k_0 = \epsilon_0 + \langle \Phi_0 | \bar{c} | \Phi_0 \rangle, \quad (46)$$

where

$$\bar{c} = PW\Omega = PWP + \sum_{n=0}^{\infty} P(R^{(0)}W')^n R^{(0)}WP, \quad (47)$$

with

$$W' = W - (k_0 - \epsilon_0).$$

$\Omega$  used in the above equations is an example of Bloch wave operator, which satisfies

$$\Omega P = \Omega, \quad P\Omega = P, \quad \Omega^2 = \Omega \quad (48)$$

( $\Omega \Omega = \Omega(1-P) = 0$ )
↑
 $\Omega$  is idempotent

The property  $P\Omega = P$  is an intermediate normalization condition, since

$$\langle \Phi_0 | \Psi_0 \rangle = \langle \Phi_0 | \Omega | \Phi_0 \rangle = \langle \Phi_0 | P \Omega | \Phi_0 \rangle$$


(48)  
PΩ = P

$$\langle \Phi_0 | P | \Phi_0 \rangle = \langle \Phi_0 | \Phi_0 \rangle = 1. \quad (49)$$

Because of  $\Omega^2 = \Omega$ ,  $\Omega$  is sometimes called the non-orthogonal projector and we obtain this property as

$$\Omega^2 = (\Omega P)(\Omega P) = \Omega(P\Omega)P = \Omega P^2 = \Omega P$$

$$= \Omega \text{ (non-orthogonal, since } \Omega \neq \Omega^\dagger \text{)}. \quad (50)$$



$\Omega | \Psi_0 \rangle = 0$   
 $(\Omega \Omega = 0)$

$\mathcal{M}_0 = \text{Span}\{ | \Phi_0 \rangle \}$       $\mathcal{M} = \text{Span}\{ | \Psi_0 \rangle \}$

When  $\mathcal{M}_0$  is multi-dimensional, we obtain multireference theories, such as MR MBPT. In that case,  $\mathcal{M} = \text{Span}\{ | \Psi_\mu \rangle \}_{\mu=1}^M$

In RSPT we define PT orders according to powers of  $W$  (zeroth-order:  $W^0$ , 1st order:  $W^1$ , second order:  $W^2$ , etc.). As a result,

$$\begin{aligned}
 |\Phi_0\rangle &= \sum_{n=0}^{\infty} |\Psi_0^{(n)}\rangle, \\
 k_0 &= \sum_{n=0}^{\infty} k_0^{(n)}, \\
 \Omega &= \sum_{n=0}^{\infty} \Omega^{(n)}, \\
 \tau &= \sum_{n=0}^{\infty} \tau^{(n)} = \sum_{n=1}^{\infty} \tau^{(n)}, \text{ since} \\
 \tau^{(n+1)} &= P W \Omega^{(n)} \quad (\tau^{(0)} = 0).
 \end{aligned} \tag{51}$$

In generating the above expansions, we must keep in mind that

$$W' = W - (k_0 - \alpha_0) = W - \sum_{m=1}^{\infty} k_0^{(m)},$$

[ $W'$  contain 1st and higher-order terms]

since  $k_0^{(0)} = \alpha_0$ . [THIS IS WHY WE HAVE RENORMALIZATION TERMS IN RSPT] (52)

Using Eqs. (43) - (47) and Eq. (52), we obtain:

0th-order:  $|\Psi_0^{(0)}\rangle = |\Phi_0\rangle \quad (\Omega^{(0)} = P),$

$k_0^{(0)} = \alpha_0 \quad (\tau^{(0)} = 0).$  (53)

as anticipated  $\rightarrow$



-16-

1st order:  $|\Psi_0^{(1)}\rangle = R^{(0)}W|\Phi_0\rangle$  ( $\Omega^{(1)} = R^{(0)}WP$ ),  
 $k_0^{(1)} = \langle\Phi_0|W|\Phi_0\rangle$  ( $\bar{c}^{(1)} = PWP$ ) (54)

2nd order:

$|\Psi_0^{(2)}\rangle = R^{(0)}(W - k_0^{(1)})R^{(0)}W|\Phi_0\rangle$   
 $= (R^{(0)}W)^2|\Phi_0\rangle - k_0^{(1)}R^{(0)2}W|\Phi_0\rangle$  (55)  
 $= (R^{(0)}W)^2|\Phi_0\rangle - \langle\Phi_0|W|\Phi_0\rangle R^{(0)2}W|\Phi_0\rangle$

$k_0^{(2)} = \langle\Phi_0|WR^{(0)}W|\Phi_0\rangle$ . (from  $n=0$  in (43b))

3rd order:

$|\Psi_0^{(3)}\rangle = [R^{(0)}(W - k_0^{(1)})]^2 R^{(0)}W|\Phi_0\rangle$   
 $- k_0^{(2)} R^{(0)2}W|\Phi_0\rangle$  (from  $n=1$  in (43a),  
 $k_0^{(2)}$  from  $W'$ )  
 $= (R^{(0)}W)^3|\Phi_0\rangle - \langle\Phi_0|W|\Phi_0\rangle$   
 $\times (R^{(0)2}WR^{(0)}W|\Phi_0\rangle + R^{(0)}WR^{(0)2}W|\Phi_0\rangle)$   
 $+ \langle\Phi_0|W|\Phi_0\rangle^2 R^{(0)3}W|\Phi_0\rangle$   
 $- \langle\Phi_0|WR^{(0)}W|\Phi_0\rangle R^{(0)2}W|\Phi_0\rangle$ , (56)

-17- from n=1 on (43b)

$$\begin{aligned}
 k_0^{(3)} &= \langle \Phi_0 | W R^{(0)} (W - k_0^{(1)}) R^{(0)} W | \Phi_0 \rangle \\
 &= \langle \Phi_0 | W (R^{(0)} W)^2 | \Phi_0 \rangle \\
 &= \langle \Phi_0 | W | \Phi_0 \rangle \langle \Phi_0 | W R^{(0)2} W | \Phi_0 \rangle,
 \end{aligned}$$

etc. We should note that

$$\begin{aligned}
 k_0^{(n+1)} &= \langle \Phi_0 | \tau^{(n+1)} | \Phi_0 \rangle \\
 &= \langle \Phi_0 | P W \Omega^{(n)} | \Phi_0 \rangle \\
 &= \langle \Phi_0 | W | \Psi_0^{(n)} \rangle, \quad (57)
 \end{aligned}$$

since  $\Omega^{(n)} | \Phi_0 \rangle = | \Psi_0^{(n)} \rangle$ . Thus, we obtain  $k_0^{(n+1)}$  by attaching  $\langle \Phi_0 | W$  to  $| \Psi_0^{(n)} \rangle$ .

For example,

$$\begin{aligned}
 k_0^{(4)} &= \langle \Phi_0 | W | \Psi_0^{(3)} \rangle = \langle \Phi_0 | W (R^{(0)} W)^3 | \Phi_0 \rangle \\
 &= \langle \Phi_0 | W | \Phi_0 \rangle \left( \langle \Phi_0 | W R^{(0)2} W R^{(0)} W | \Phi_0 \rangle \right. \\
 &\quad \left. + \langle \Phi_0 | W R^{(0)} W R^{(0)2} W | \Phi_0 \rangle \right) \\
 &+ \langle \Phi_0 | W | \Phi_0 \rangle^2 \langle \Phi_0 | W R^{(0)3} W | \Phi_0 \rangle \\
 &- \langle \Phi_0 | W R^{(0)} W | \Phi_0 \rangle \langle \Phi_0 | W R^{(0)2} W | \Phi_0 \rangle. \quad (58)
 \end{aligned}$$

It is easy to show that the above equations combined with the spectral representation of  $R^{(0)}$  give the well-known (RSP) corrections, for example,

$$\begin{aligned} |\psi_0^{(1)}\rangle &= \sum_{n=1}^{\infty} \frac{|\Phi_n\rangle\langle\Phi_n|}{\mathcal{E}_0 - \mathcal{E}_n} W |\Phi_0\rangle \\ &= \sum_{n=1}^{\infty} \frac{\langle\Phi_n|W|\Phi_0\rangle}{\mathcal{E}_0 - \mathcal{E}_n} |\Phi_n\rangle, \end{aligned} \quad (59)$$

$$\begin{aligned} k_0^{(2)} &= \langle\Phi_0|W \sum_{n=1}^{\infty} \frac{|\Phi_n\rangle\langle\Phi_n|}{\mathcal{E}_0 - \mathcal{E}_n} W|\Phi_0\rangle \\ &= \sum_{n=1}^{\infty} \frac{\langle\Phi_0|W|\Phi_n\rangle\langle\Phi_n|W|\Phi_0\rangle}{\mathcal{E}_0 - \mathcal{E}_n}, \text{ etc.} \end{aligned} \quad (60)$$

In general,

$$|\psi_0^{(n)}\rangle = \underbrace{(R^{(0)}W)^n |\Phi_0\rangle}_{\text{principal term}} + \text{renormalization terms} \quad (61)$$

$$k_0^{(n+1)} = \langle\Phi_0|W \underbrace{(R^{(0)}W)^n |\Phi_0\rangle}_{\text{principal term}} + \text{renormalization terms.}$$

One can generate the renormalization terms using the Braeckner-Haby bracketing technique.

The idea is to insert non-straddling bracket pairs  $\langle \dots \rangle$  representing  $\langle \Phi | \dots | \Phi \rangle$  into the principal term and doing it such that the following rules are satisfied:

- no two brackets can touch
- bracketing operation including the rightmost and, in the case of eigenvalue corrections, the leftmost  $W$  are not allowed,
- each bracket must have  $W$  on each side (as in  $\langle W \dots W \rangle$ ).

We assign the sign  $(-1)^r$  to a term with  $r$  inserted bracket pairs.

Examples:

•  $k_0^{(3)} = \langle W (R^{(0)} W)^2 \rangle + \text{renorm. terms}$

Principal term:

$$\langle W R^{(0)} W R^{(0)} W \rangle$$

Renormalization terms (term, only one here):

$$\langle W R^{(0)} \cancel{W} R^{(0)} \cancel{W} \rangle$$

$$= \langle W \rangle \langle W R^{(0)2} W \rangle \quad \text{Sign}(-1)^1 = -1.$$

$$k_0^{(3)} = \langle W (R^{(0)} W)^2 \rangle - \langle W \rangle \langle W R^{(0)2} W \rangle. \quad (r=1)$$

①  $K_0^{(4)} = \langle W (R^{(0)} W)^3 \rangle + \text{renorm. terms.}$

Principal term:

$$\langle W R^{(0)} W R^{(0)} W R^{(0)} W \rangle.$$

Renormalization terms:

$$\langle W R^{(0)} \cancel{W} R^{(0)} W R^{(0)} W \rangle \quad (\gamma=1)$$

$$\langle W R^{(0)} W R^{(0)} \cancel{W} R^{(0)} W \rangle \quad (\gamma=1)$$

$$\langle W R^{(0)} \cancel{W} R^{(0)} \cancel{W} R^{(0)} W \rangle \quad (\gamma=2)$$

$$\langle W R^{(0)} \cancel{W} R^{(0)} W \cancel{R^{(0)} W} \rangle \quad (\gamma=1)$$

$$K_0^{(4)} = \langle W (R^{(0)} W)^3 \rangle$$

$$- \langle W \rangle \langle W R^{(0)2} W R^{(0)} W \rangle$$

$$- \langle W \rangle \langle W R^{(0)} W R^{(0)2} W \rangle$$

$$+ \langle W \rangle^2 \langle W R^{(0)3} W \rangle$$

$$- \langle W R^{(0)} W \rangle \langle W R^{(0)2} W \rangle.$$

$$\begin{aligned}
 \bullet \quad |\Psi_0^{(2)}\rangle &= (R^{(0)}W)^2 |\Phi_0\rangle + \text{renorm. terms} \\
 &= R^{(0)}WR^{(0)}W|\Phi_0\rangle \\
 &\quad - R^{(0)}\langle W \rangle R^{(0)}W|\Phi_0\rangle \\
 &= (R^{(0)}W)^2 |\Phi_0\rangle - \langle W \rangle R^{(0)2}W|\Phi_0\rangle,
 \end{aligned}$$

etc.

Back to MBPT.

### 3. Unperturbed and perturbed operators in MBPT.

We are interested in using RSPT to solve

$$K|\Psi_0\rangle = k_0|\Psi_0\rangle, \quad (62)$$

where

$$K = H_N = H - \langle \Phi_0 | H | \Phi_0 \rangle \quad (63)$$

and

$$k_0 = \Delta E_0 = E_0 - \langle \Phi_0 | H | \Phi_0 \rangle.$$

$|\Phi_0\rangle$  is the normalized IPM state defining the Fermi vacuum. Let us reorder the single-particle states such that the first  $N$  of them correspond to states occupied in  $|\Phi_0\rangle$  (hole states) and single-particle states  $N+1, N+2, \dots$  are unoccupied (particle states). We will also use the standard notation for single-particle states:

- $i, j, \dots$  - hole states (occupied in  $|\Phi_0\rangle$ )
- $a, b, \dots$  - particle states (unoccupied in  $|\Phi_0\rangle$ )
- $p, q, \dots$  - generic states (occupied or unoccupied)

Thus,

$$i = 1, 2, 3, \dots, N$$

where  $N$  is the number of fermions in the system, and

$$a = N+1, N+2, \dots$$

With this notation,

$$|\Phi_0\rangle = X_1^\dagger \dots X_N^\dagger |0\rangle = \prod_{i=1}^N X_i^\dagger |0\rangle,$$

where  $|0\rangle$  is the true vacuum state.

### 3.1. Unperturbed problem.

We must define  $K_0$  and a single-particle basis such that

$$|\Phi_0\rangle = \prod_{i=1}^N X_i^\dagger |0\rangle \quad (64)$$

is an eigenstate of  $K_0$ . To do this, we recall that

[we could, in principle, use  $Z$  as an unperturbed operator, but then  $V$  is usually too big to obtain convergence of RSPT]

$$H = Z + V. \quad (65)$$

Let us approximate the two-body part of  $H$  by a one-body operator  $U$  and define

$$H_0 = Z + U, \quad (66)$$

where

$$U = \sum_{p,q} \langle p | \hat{u} | q \rangle X_p^\dagger X_q \quad (\text{in 1st quantization, } U = \sum_{i=1}^N \hat{u}(x_i))$$

↑ coordinates of fermion  $i$

We obtain

$$H_0 = \sum_{p,q} \langle p | Z + \hat{u} | q \rangle X_p^\dagger X_q. \quad (67)$$



Let us further assume that  $\hat{u}$  is chosen such that we know how to solve the ~~one-particle~~ eigenvalue (or pseudo-eigenvalue if  $\hat{u} = \hat{g} = f - \hat{z}$ , where  $f$  is a Fock operator) problem,

$$(\hat{z} + \hat{u})|p\rangle = \epsilon_p |p\rangle. \quad (68)$$

With this choice of single-particle basis, we can write

$$H_0 = \sum_p \epsilon_p X_p^\dagger X_p. \quad (69)$$

It is easy to show that any Slater determinant

$$|\Phi_{q_1 \dots q_N}\rangle \equiv |\{q_1 \dots q_N\}\rangle = X_{q_1}^\dagger \dots X_{q_N}^\dagger |0\rangle \quad (70)$$

is an eigenstate of  $H_0$  with an eigenvalue  $\epsilon_{q_1} + \dots + \epsilon_{q_N}$ . For example, in 1st quantization,

$$H_0 |\Phi_{q_1 \dots q_N}\rangle = \sum_{i=1}^N [\hat{z}(x_i) + \hat{u}(x_i)] \mathcal{A} \left( \prod_{q=1}^N \psi_{q_i}(x_i) \right)$$

antisymmetrizer  $\frac{1}{N!} \sum_{P \in S_N} (-1)^P$

$$\stackrel{[A, H_0] = 0}{=} \mathcal{A} \sum_{i=1}^N [\hat{z}(x_i) + \hat{u}(x_i)] \psi_{q_i}(x_i)$$

$\epsilon_{q_i} \psi_{q_i}(x_i)$

$$\times \psi_{q_1}(x_1) \dots \psi_{q_{i-1}}(x_{i-1}) \psi_{q_{i+1}}(x_{i+1}) \dots \psi_{q_N}(x_N)$$

$\langle x_i | q_i \rangle$

$$\begin{aligned}
 &= A \left( \sum_{i=1}^N \varepsilon_{q_i} \right) \left( \prod_{r=1}^N \varphi_{q_r}(x_r) \right) \\
 &= \left( \sum_{i=1}^N \varepsilon_{q_i} \right) |\Phi_{q_1, \dots, q_N}\rangle. \quad (71)
 \end{aligned}$$

In particular,

$$H_0 |\Phi_0\rangle = E_0^{(0)} |\Phi_0\rangle,$$

where

$$E_0^{(0)} = \sum_{i=1}^N \varepsilon_i. \quad (72)$$

Let us then look at the remaining Slater determinants organized as particle-hole excitations from  $|\Phi_0\rangle$ . For example,

$$\begin{aligned}
 H_0 |\Phi_i^a\rangle &= (\varepsilon_1 + \dots + \varepsilon_{i-1} + \varepsilon_a + \varepsilon_{i+1} + \dots + \varepsilon_N) |\Phi_i^a\rangle \\
 &= [(\varepsilon_a - \varepsilon_i) + (\varepsilon_1 + \dots + \varepsilon_{i-1} + \varepsilon_i + \varepsilon_{i+1} + \dots + \varepsilon_N)] |\Phi_i^a\rangle \\
 &= [(\varepsilon_a - \varepsilon_i) + E_0^{(0)}] |\Phi_i^a\rangle. \quad (73)
 \end{aligned}$$

Similarly,

$$H_0 |\Phi_{ij}^{ab}\rangle = [(\varepsilon_a - \varepsilon_i + \varepsilon_b - \varepsilon_j) + E_0^{(0)}] |\Phi_{ij}^{ab}\rangle, \quad (74)$$

$$H_0 | \Phi_{i_1 \dots i_n}^{a_1 \dots a_n} \rangle = \left[ \sum_{g=1}^n (\epsilon_{a_g} - \epsilon_{i_g}) + E_0^{(0)} \right] | \Phi_{i_1 \dots i_n}^{a_1 \dots a_n} \rangle \quad (75)$$

Keeping the above in mind, we define the unperturbed operator  $K_0$  used in MBPT as

$$K_0 = H_0 - \langle \Phi_0 | H_0 | \Phi_0 \rangle \\ = H_0 - E_0^{(0)}, \quad (76)$$

where  $E_0^{(0)}$  is given by Eq. (72).

We obtain,

$$K_0 | \Phi_0 \rangle = 0 = \mathcal{X}_0 | \Phi_0 \rangle, \\ K_0 | \Phi_i^a \rangle = \mathcal{X}_i^a | \Phi_i^a \rangle, \quad (77)$$

$$K_0 | \Phi_{i_1 \dots i_n}^{a_1 \dots a_n} \rangle = \mathcal{X}_{i_1 \dots i_n}^{a_1 \dots a_n} | \Phi_{i_1 \dots i_n}^{a_1 \dots a_n} \rangle, \quad (n=1, \dots, N)$$

where

$$\mathcal{X}_0 = 0, \quad (78)$$

$$\mathcal{X}_i^a = \epsilon_a - \epsilon_{i_i}$$

$$\mathcal{X}_{i_1 \dots i_n}^{a_1 \dots a_n} = \sum_{g=1}^n (\epsilon_{a_g} - \epsilon_{i_g}), \quad n=1, \dots, N.$$

Determinants  $|\Phi_0\rangle, |\Phi_1^a\rangle, \dots$  form our unperturbed states,  $|\Phi_n\rangle$  and  $\epsilon_n^a, \dots$  form the corresponding unperturbed eigenvalues  $\epsilon_n$ .

The many-body structure of  $K_0$  is

$$K_0 = \mathbb{Z} + U - \langle \Phi_0 | \mathbb{Z} + U | \Phi_0 \rangle = \mathbb{Z}_N + U_N, \text{ where} \quad (79)$$

$$\mathbb{Z}_N = \sum_{p,q} \langle p | \mathbb{Z} | q \rangle N[X_p^\dagger X_q] \quad (80)$$

and

$$U_N = \sum_{p,q} \langle p | U | q \rangle N[X_p^\dagger X_q] \quad (81)$$

are the normal-ordered forms of  $\mathbb{Z}$  and  $U$ , respectively. We can also write

$$K_0 = \sum_p \epsilon_p N[X_p^\dagger X_p]. \quad (82)$$

We recall that  $N[\dots]$  means: move the (p-h) particle-hole creation operators ( $X_a^\dagger, X_i^-$ ) to the left with respect to the corresponding p-h annihilation operators ( $X_a, X_i^+$ ) and multiply by the sign of the corresponding permutation needed for operator rearrangement.

$Z = Z_N + \langle \phi | \hat{z} | \phi \rangle$ , since, using Wick's theorem,

$$\begin{aligned}
 Z &= \sum_{p,q} \langle \phi | \hat{z} | \phi \rangle X_p^\dagger X_q \\
 &= \sum_{p,q} \langle \phi | \hat{z} | \phi \rangle N[X_p^\dagger X_q] \\
 &\quad + \sum_{p,q} \langle \phi | \hat{z} | \phi \rangle N[\overbrace{X_p^\dagger X_q}^{\square}] \\
 &= Z_N + \sum_{p,q} \langle \phi | \hat{z} | \phi \rangle \chi(p) \delta_{pq},
 \end{aligned} \tag{83}$$

where

$$\chi(p) = 1 \text{ if } p=i \text{ (occupied } p) \text{ and } 0 \text{ if } p=a \text{ (unoccupied } p).$$

This gives,

$$Z = Z_N + \sum_i \langle i | \hat{z} | i \rangle = Z_N + \langle \phi | \hat{z} | \phi \rangle \tag{84}$$

Similarly for  $U_N$  (and any one-body operator).

### 3.2. Perturbation

We want to write  $K = H_N$  as

$$K = K_0 + W.$$

Then,

$$\begin{aligned} W &= K - K_0 = (H - \langle \phi_0 | H | \phi_0 \rangle) \\ &\quad - (H_0 - \langle \phi_0 | H_0 | \phi_0 \rangle) \\ &= (H - H_0) - \langle \phi_0 | H - H_0 | \phi_0 \rangle \\ &= \cancel{Z} + V - \cancel{(Z + U)} - \langle \phi_0 | \cancel{Z} + V - \cancel{(Z + U)} | \phi_0 \rangle \\ &= V - U - \langle \phi_0 | V - U | \phi_0 \rangle \quad (85) \\ &= V - \langle \phi_0 | V | \phi_0 \rangle - (U - \langle \phi_0 | U | \phi_0 \rangle) \end{aligned}$$

We already know that  $U - \langle \phi_0 | U | \phi_0 \rangle = U_N$ .

Using Wick's theorem, we can easily show that

$$V = \frac{1}{2} \sum_{pq,rs} \langle pq | \hat{v} | rs \rangle X_p^\dagger X_q^\dagger X_s X_r \quad (86)$$

$$= V_N + G_N + \langle \phi_0 | V | \phi_0 \rangle, \text{ where}$$

$$\begin{aligned}
 V_N &= \frac{1}{2} \sum_{pq,rs} \langle pq|\hat{v}|rs\rangle N [X_p^\dagger X_q^\dagger X_r X_s] \\
 &= \frac{1}{2} \sum_{pq,rs} \langle pq|\hat{v}|rs\rangle N [X_p^\dagger X_r X_q^\dagger X_s] \\
 &\quad \left( \overset{\uparrow}{\alpha} \frac{1}{4} \dots \langle pq|\hat{v}|rs\rangle_A \dots \right), \quad (87)
 \end{aligned}$$

$$G_N = \sum_{pq} \langle p|\hat{g}|q\rangle N [X_p^\dagger X_q], \quad (88)$$

with

$$\langle p|\hat{g}|q\rangle = \sum_{i=1}^N \langle pi|\hat{v}|qi\rangle_A$$

(mean field one-body potential created by  $\langle \hat{v} \rangle$ )

$$\langle \hat{v}_0|V|\hat{v}_0\rangle = \frac{1}{2} \sum_{ij} \langle ij|\hat{v}|ij\rangle_A. \quad (89)$$

Thus,

$$W = V_N + G_N - U_N = W_1 + W_2, \quad (90)$$

where

$$W_1 = G_N - U_N \equiv Q_N. \quad (91)$$

and

$$W_2 = V_N. \quad (92)$$

-3)-

Note that the one-body perturbation,

$$\begin{aligned} W_1 = Q_N &= \sum_{p,q} \langle p | \hat{g} - \hat{u} | q \rangle N [X_p^\dagger X_q] \quad (93) \\ &= \sum_{p,q} \langle p | (\hat{z} + \hat{g}) - \underbrace{(\hat{z} + \hat{u})}_{\epsilon_q | q \rangle} | q \rangle N [X_p^\dagger X_q] \\ &= \sum_{p,q} [\langle p | \hat{f} | q \rangle - \epsilon_p \delta_{pq}] N [X_p^\dagger X_q], \end{aligned}$$

measures the departure of the single-particle basis from the Hartree-Fock case. Indeed, when  $|p\rangle$ 's are H-F states,

$W_1 = Q_N = 0$ , since in the H-F case we use  $\hat{u} = \hat{g}$  (or  $(\hat{z} + \hat{u}) = \hat{f}$ ).

In general though,



-32-

$$W_1 = \hat{Q}_N = \sum_{r,s} \langle r | \hat{q} | s \rangle N [X_r^\dagger X_s], \quad (94)$$

where  $\hat{q} = \hat{g} - \hat{u}$ , and

$$W_2 = V_N. \quad (95)$$

### 3.3. Reduced resolvent in MBPT

We know that  $R^{(0)} = \sum_{n>0} \frac{|\Phi_n\rangle\langle\Phi_n|}{\mathcal{E}_0 - \mathcal{E}_n}$ .

In our case,  $|\Phi_n\rangle$ 's are  $|\Phi_0\rangle, |\Phi_c\rangle, \dots$

Thus,

$$R^{(0)} = \sum_{n=1}^N \sum_{\substack{i_1 < \dots < i_n \\ a_1 < \dots < a_n}} \frac{|\Phi_{i_1 \dots i_n}^{a_1 \dots a_n}\rangle \langle \Phi_{i_1 \dots i_n}^{a_1 \dots a_n}|}{\mathcal{E}_0 - \mathcal{E}_{i_1 \dots i_n}^{a_1 \dots a_n}} \quad (96)$$

where  $\mathcal{E}_0 = 0$  and  $\mathcal{E}_{i_1 \dots i_n}^{a_1 \dots a_n} = \sum_{j=1}^n (\epsilon_{a_j} - \epsilon_{i_j})$ .

This allows us to write

$$R^{(0)} = \sum_{n=1}^N R_n^{(0)}, \quad (97)$$

where the  $n$ -body component of  $R^{(0)}$  is

$$R_n^{(0)} = \sum_{\substack{i_1 < \dots < i_n \\ a_1 < \dots < a_n}} \frac{|\Phi_{i_1 \dots i_n}^{a_1 \dots a_n}\rangle \langle \Phi_{i_1 \dots i_n}^{a_1 \dots a_n}|}{\omega_{i_1 \dots i_n}^{a_1 \dots a_n}}$$

$$= \left(\frac{1}{n!}\right)^2 \sum_{\substack{i_1 \neq \dots \neq i_n \\ a_1 \neq \dots \neq a_n}} \frac{|\Phi_{i_1 \dots i_n}^{a_1 \dots a_n}\rangle \langle \Phi_{i_1 \dots i_n}^{a_1 \dots a_n}|}{\omega_{i_1 \dots i_n}^{a_1 \dots a_n}}$$

ALLOWING  
EPV determinants which are zero here

$$\left(\frac{1}{n!}\right)^2 \sum_{\substack{i_1, \dots, i_n \\ a_1, \dots, a_n}} \frac{|\Phi_{i_1 \dots i_n}^{a_1 \dots a_n}\rangle \langle \Phi_{i_1 \dots i_n}^{a_1 \dots a_n}|}{\omega_{i_1 \dots i_n}^{a_1 \dots a_n}}$$

MBPT denominator (99)

with

$$\omega_{i_1 \dots i_n}^{a_1 \dots a_n} = \sum_{g=1}^n (\epsilon_{i_g} - \epsilon_{a_g}), \quad (99)$$

$$\epsilon_{i_1 \dots i_n}^{a_1 \dots a_n} = \prod_{g=1}^n X_{a_g} X_{i_g}, \quad (100)$$

$$\epsilon_{i_1 \dots i_n}^{a_1 \dots a_n} = \left( \epsilon_{i_1 \dots i_n}^{a_1 \dots a_n} \right)^{\dagger} = \prod_{g=1}^n X_{i_g} X_{a_g}$$

In RSP, we need powers of  $R^{(0)}$  as well, (101).

because of orthogonality of  $|\Phi_n\rangle$ 's,  
 all that changes is power of  $\omega_{i_1, \dots, i_n}^{a_1, \dots, a_n}$

$$(R^{(0)})^k = \sum_{n \geq 0} \frac{|\langle \Phi_n | \Phi_0 \rangle|^k}{(\epsilon_0 - \epsilon_n)^k}, \quad (102)$$

In our case, because of orthogonality of Slater determinants,

$$(R^{(0)})^k = \sum_{n=1}^N (R_n^{(0)})^k, \quad (103)$$

where

$$(R_n^{(0)})^k = \left(\frac{1}{n!}\right)^2 \sum_{\substack{i_1, \dots, i_n \\ a_1, \dots, a_n}} \frac{E_{i_1, \dots, i_n}^{a_1, \dots, a_n} |\Phi_0\rangle \langle \Phi_0| E_{i_1, \dots, i_n}^{i_1, \dots, i_n}}{(\omega_{i_1, \dots, i_n}^{a_1, \dots, a_n})^k} \quad (104)$$

$\nearrow$  k-th power of the MBPT denominator

### 3.4. MBPT energy and wave function corrections.

We know that  $K = K_0 + W$  ( $K = H_N$ ),

$K_0 = \Sigma_N + U_N$ , and  $W = W_1 + W_2$ ,

where  $W_1 = Q_N$  and  $W_2 = \bar{W}_N$  are both in

the normal product form. Because of the latter observation,

$$k_0^{(1)} = \langle \phi_0 | W | \phi_0 \rangle = 0. \quad (105)$$

This simplifies the MBPT analysis using

$K = H_N$ . We obtain ( $\langle \dots \rangle$  means  $\langle \phi_0 | \dots | \phi_0 \rangle$ ),

$$\Delta E_0^{(1)} \equiv k_0^{(1)} = \langle \phi_0 | W | \phi_0 \rangle \equiv \langle W \rangle \equiv 0,$$

$$\Delta E_0^{(2)} \equiv k_0^{(2)} = \langle W R^{(0)} W \rangle,$$

$$\Delta E_0^{(3)} \equiv k_0^{(3)} = \langle W (R^{(0)} W)^2 \rangle - \langle W \rangle \langle W R^{(0)2} W \rangle$$

$$\Delta E_0^{(4)} \equiv k_0^{(4)} = \langle W (R^{(0)} W)^2 \rangle \leftarrow \text{no renormalization terms yet!}$$

the 1st  
occurrence  
of renormalization terms

$$k_0^{(4)} \equiv \langle W (R^{(0)} W)^2 \rangle - \langle W R^{(0)} W \rangle \times \langle W R^{(0)2} W \rangle,$$

etc.

$$(106)$$

IMPORTANT FOR  
DIAGRAM CANCELLATION ANALYSIS THAT LEADS TO LINKED  
(\*) LINKED THETA

Similarly,

$$|\bar{\Psi}_0^{(1)}\rangle = R^{(0)}W|\Phi_0\rangle,$$

$$\begin{aligned} |\bar{\Psi}_0^{(2)}\rangle &= (R^{(0)}W)^2|\Phi_0\rangle - \langle W \rangle R^{(0)2}W|\Phi_0\rangle \\ &= (R^{(0)}W)^2|\Phi_0\rangle, \end{aligned}$$

$$|\bar{\Psi}_0^{(3)}\rangle = (R^{(0)}W)^3|\Phi_0\rangle - \langle WR^{(0)}W \rangle R^{(0)2}W|\Phi_0\rangle,$$

etc.

↑ occurrence of renormalization terms (important for linked cluster theorem)

(107)

Finally,

$$k_0 = \Delta E_0 = E_0 - \langle \Phi_0 | H | \Phi_0 \rangle \quad (108)$$

$$= \alpha_0 + k_0^{(1)} + k_0^{(2)} + \dots$$

$$= k_0^{(2)} + \dots = \sum_{n=2}^{\infty} k_0^{(n)} = \sum_{n=2}^{\infty} \Delta E_0^{(n)}$$

$$\begin{aligned} \alpha_0 &= 0 \\ k_0^{(1)} &= 0 \end{aligned} \rightarrow$$

Correlation energy starts in the second order.

This is easy to understand. If we used  $H$  rather than  $H_N$  and  $H_0 = Z + U$  rather than the shifted  $K_0 = H_0 - \langle \Phi_0 | H_0 | \Phi_0 \rangle$ , we would have

$$K = H = \tilde{K}_0 + \tilde{W}, \text{ where}$$

$$\tilde{K}_0 = Z + U \text{ and } \tilde{W} = V - U.$$

In that case, the energy  $E_0$  (in  $H|\Phi_0\rangle = E_0|\Phi_0\rangle$ ) would become

$$E_0 = E_0^{(0)} + E_0^{(1)} + E_0^{(2)} + \dots$$

where

$$E_0^{(0)} = \langle \Phi_0 | \overbrace{Z+U}^{\tilde{K}_0} | \Phi_0 \rangle = \sum_{i=1}^N \epsilon_i,$$

$$E_0^{(1)} = \langle \Phi_0 | V - U | \Phi_0 \rangle = \langle \Phi_0 | \tilde{W} | \Phi_0 \rangle,$$

etc. Now,  $E_0^{(0)} + E_0^{(1)} = \langle \Phi_0 | \tilde{K}_0 + \tilde{W} | \Phi_0 \rangle$

$$= \langle \Phi_0 | (Z+U) + (V-U) | \Phi_0 \rangle$$

$$= \langle \Phi_0 | H | \Phi_0 \rangle \Rightarrow \text{mean-field energy, no correlations!}$$

-38- reference energy correlation.

Thus,

$$E_0 = \underbrace{\langle \Phi_0 | H | \Phi_0 \rangle}_{\text{0th + 1st order}} + \underbrace{E_0^{(2)}}_{\text{2nd order}} + \dots$$

#### 4. Diagrammatic representation of MBPT energy and wave function corrections.

In order to evaluate MBPT expressions for the energy and wave function corrections, we need to evaluate quantities of the following types:

$$\langle \Phi_0 | W(R^{(0)})^{n_1} W(R^{(0)})^{n_2} \dots W(R^{(0)})^{n_r} W | \Phi_0 \rangle \quad (109)$$

(energy corrections)

$$\text{and } (R^{(0)})^{n_1} W(R^{(0)})^{n_2} \dots W(R^{(0)})^{n_r} W | \Phi_0 \rangle \quad (110)$$

(wave function corrections),

where  $n_1, n_2, \dots, n_r \geq 1$  and  $W = W_1 + W_2$ .

If we want to do it diagrammatically, we must come up with a diagrammatic representation of  $W_1, W_2$ , and  $(R^{(0)})^k$  and then follow the diagrammatic rules to determine the final formulas.

## QUICK SUMMARY OF DIAGRAMMATIC CALCULATIONS

Diagrammatic formalism allows us to calculate expressions of the following form:

$$K_A \dots K_Z = \prod_C K_C, \quad (III)$$

where each  $K_C$  is a many-body operator in the standard or normal product form. We could, of course, do this algebraically, using Wick's theorem, but Wick's theorem often produces multiple copies of the same term, which we have to manually recognize and collect. Diagrams are nicer in this regard, since one only has to determine the non-equivalent admissible resulting diagrams, relevant to the problem of interest. All of the redundancies are taken care of by the so-called topological weights. Here, because of time constraints we will focus on Hugenholtz diagrams, which are used to represent many-body operators employing



antisymmetrized matrix elements. For example the  $\hat{O}_k$ -body operator in the normal-product form

$$\begin{aligned} \hat{O}_k &= \left(\frac{1}{k!}\right)^2 \sum_{\substack{p_1, \dots, p_k \\ q_1, \dots, q_k}} \langle p_1 \dots p_k | \hat{O}_k | q_1 \dots q_k \rangle_A \\ &\times N [X_{p_1}^\dagger \dots X_{p_k}^\dagger X_{q_1} \dots X_{q_k}] \\ &= \left(\frac{1}{k!}\right)^2 \sum_{\substack{p_1, \dots, p_k \\ q_1, \dots, q_k}} \langle p_1 \dots p_k | \hat{O}_k | q_1 \dots q_k \rangle_A \\ &\times N [X_{p_1}^\dagger X_{q_1} \dots X_{p_k}^\dagger X_{q_k}], \quad (112) \end{aligned}$$

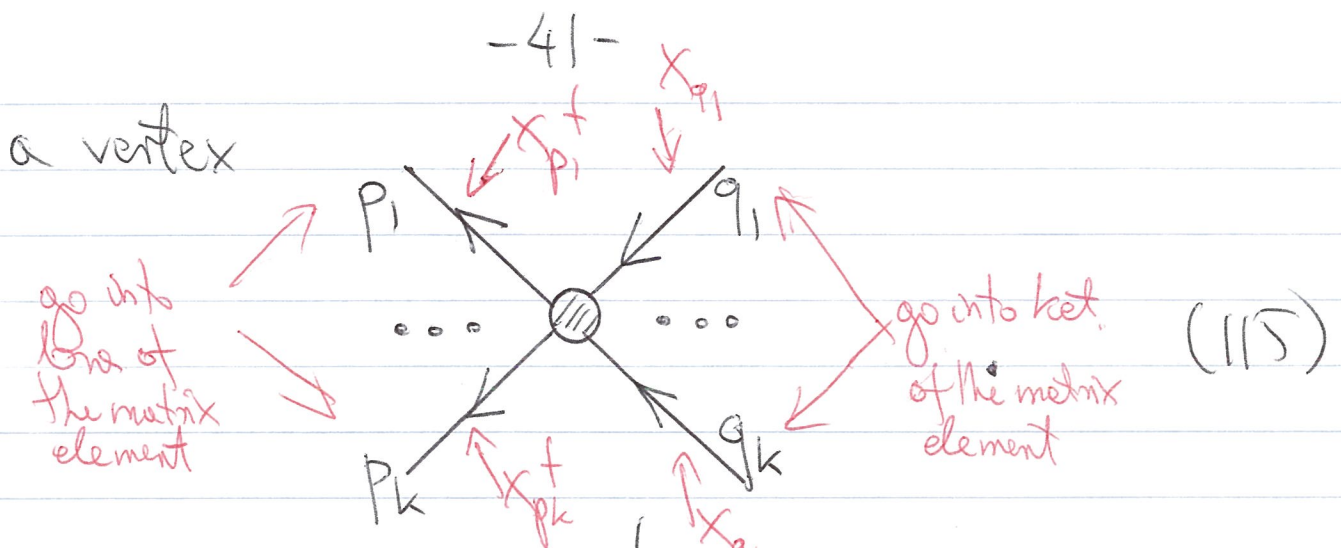
where

$$\begin{aligned} \langle p_1 \dots p_k | \hat{O}_k | q_1 \dots q_k \rangle_A &= \sum_{R \in S_k} (-1)^R \\ &\times \langle p_1 \dots p_k | \hat{O}_k | q_{R_1} \dots q_{R_k} \rangle_A, \quad (113) \end{aligned}$$

with

$$R = \begin{pmatrix} 1 & \dots & k \\ R_1 & \dots & R_k \end{pmatrix} \quad (114)$$

representing the index permutation, is represented by



Outgoing lines are  $X^\dagger$ , incoming lines are  $X$ ,  
 the  $\left(\frac{1}{k!}\right)^2$

factor is taken care of by the equivalences among fermion lines  $p_1, \dots, p_k$  and  $q_1, \dots, q_k$ .  
 The  $\textcircled{\text{||||}}$  vertex is always drawn in a way specific to the operator of interest. We will show the  $W_1, W_2$ , and  $(R_n^{(0)})^\dagger$  operators diagrammatically in a moment.

Once we represent operators  $K_A, \dots, K_Z$  on the left-hand side of Eq. (111), we proceed as follows (we will assume that all fermion lines carry free labels, which are summed over):


- (1) Draw the nonoriented (no arrows) Hugenholtz skeletons corresponding to  $K_A, \dots, K_Z$  along the fictitious time line (axis), going in this presentation from left to right, and form the nonredundant resulting Hugenholtz skeletons (or their subset relevant to the calculation of interest, of label

Formation of the resulting diagrams is accomplished by connecting fermion lines. Such connections represent contractions of  $X$  and  $X^\dagger$  operators, as in Wick's theorem,


$$\begin{aligned}
 M_1 \dots M_m &= N[M_1 \dots M_m] + \sum_{\mu < \nu} N[M_1 \dots M_\mu \dots M_\nu \dots M_m] \\
 &+ \sum_{\substack{\mu_1 < \nu_1, \\ \mu_2 < \nu_2, \mu_1 < \mu_2, \\ \nu_1 \neq \nu_2}} N[M_1 \dots M_{\mu_1} \dots M_{\nu_1} \dots M_{\mu_2} \dots M_{\nu_2} \dots M_m] \\
 &+ \dots \quad (116)
 \end{aligned}$$

(2) Add arrows to fermion lines in all possible allowed ways (for example,  $k$  lines have arrows toward  $\otimes$  and  $k$  lines leave  $\otimes$  in (115)). Lines that remain uncontracted must carry the same orientation as on the left-hand side of Eq. (11), unless a particular expression forces a modification.


(3) Add the appropriate spin-orbital or single-particle indices to each line in the resulting Hugenholtz diagrams. For the internal lines going from left to right, use hole indices, e.g.,



For the internal lines going from right to left, use particle indices, e.g.,



Uncontracted external fermion lines retain their character from the left-hand side of Eq. (11), unless the actual expression forces some adjustment. For example, in MBPT, all external lines will extend to the left, since  $X_a |\Phi_0\rangle = X_i^\dagger |\Phi_0\rangle = 0$ , and the normal ordering places  $X_a$  and  $X_i^\dagger$  in the rightmost positions, allowing direct action on  $|\Phi_0\rangle$ . In MBPT, operator products always act on  $|\Phi_0\rangle$ . In other words, in MBPT we can only have external lines of the following two types:



As shown below,  $R^{(0)}$  on wave function corrections enforces the same.

(4) Read the resulting Hugenholtz diagrams.


The last step is executed as follows:

(a) Determine the topological weight

$$W_R^{(H)}$$

based on the equivalences among fermion lines in the oriented Hugenholtz skeleton (diagram stripped of free indices labeling fermion lines) corresponding to a given resulting diagram  $R$ .

(b) Draw the Brandon representative (one of the Goldstone diagrams corresponding to Hugenholtz diagram  $R$ ) by expanding Hugenholtz vertices to their Goldstone-Glue form, e.g.



Assign the scalar factor  $d_{X_R'}^{(B)}$  being a product of ANTISYMMETRIZED matrix elements, labeled by appropriate internal ( $X_R'$ ) and external ( $X_R''$ ) indices at various fermion lines, as seen in the Brandon diagram representing  $R$ .

$l_R^{(B)} + h_R^{(B)}$   $\swarrow$   $S_R^{(B)}$  (sign factor)

Assign the sign  $(-1)^{l_R^{(B)} + h_R^{(B)}}$  where  $l_R^{(B)}$  and  $h_R^{(B)}$  are the numbers of closed loops and  $h_R^{(B)}$  internal hole lines in the Brattler diagram.

Assign, if relevant, the operator expression  $\hat{O}_{X_R''}^{(B)} = N \left[ \prod_{r=1}^{m_R^{(B)}} X_{p_r}^+ X_{q_r} \right]$

to the diagram, where  $X_{p_r}^+$  and  $X_{q_r}$  correspond to external lines  $p_r$  and  $q_r$  exiting and entering open path  $r$  in Brattler diagram  $R$  ( $m_R^{(B)}$  is the total number of open paths). In MBPT,  $p_r$  must be a particle line and  $q_r$  must be a hole line, as explained above. The final formula for  $K_A \dots K_Z$  is

$$K_A \dots K_Z = \sum_R K_R \quad (117)$$

where the summation on the right-hand side involves only the non-equivalent resulting diagrams (relevant to the problem of interest; cf. below) and

$$K_R = (-1)^{l_R^{(B)} + h_R^{(B)}} W_R^{(H)} \sum_{X_R', X_R''} \hat{O}_{X_R''}^{(B)} \hat{O}_{X_R'}^{(B)}$$

indices of external lines

$\swarrow$  indices of internal lines

In MBPT, we only have two situations:

- energy diagrams that correspond to Eq. (109), meaning resulting diagrams with no external lines, so that

$$K_R = (-1)^{l_R^{(B)} + h_R^{(B)}} w_R^{(H)} \sum_{X_R'} d_{X_R'}^{(B)} \quad (118)$$

- have function diagrams that correspond to Eq. (110), where all external lines extend to the left, as in  $\leftarrow \bullet = X_a^+$  and  $\bullet \rightarrow = X_a^+$ , so that

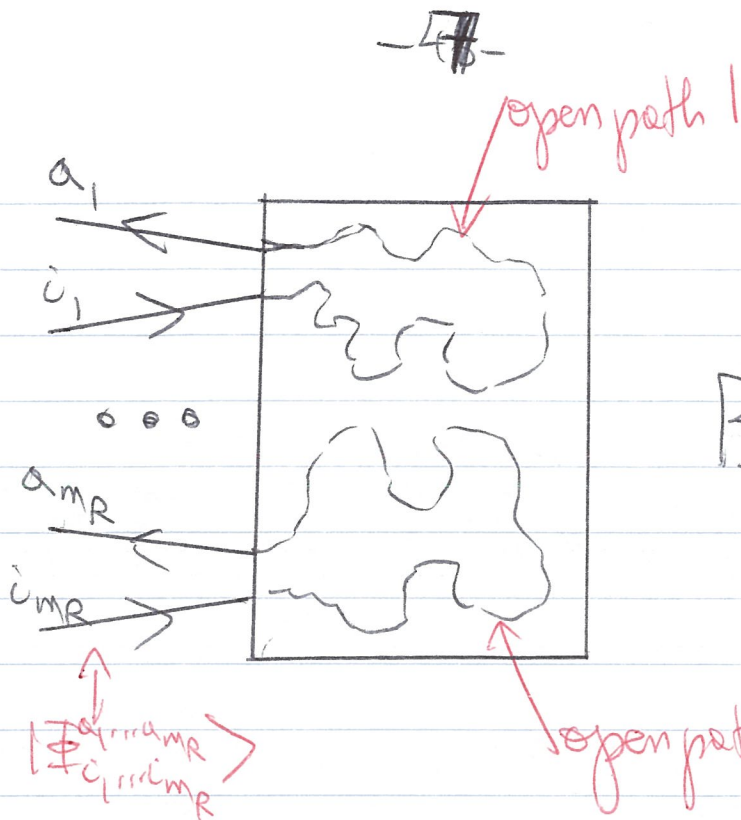
$$K_R = (-1)^{l_R^{(B)} + h_R^{(B)}} w_R^{(H)}$$

indices of external lines in open parts

$$\times \sum_{X_R'} d_{X_R'}^{(B)} \left[ \left\langle \left[ X_{a_1}^+ X_{c_1}^+ \dots X_{a_m}^+ X_{c_m}^+ \right] / \Phi \right\rangle \right]$$

indices of internal lines

$$\left[ \left\langle \left[ \Phi_{a_1 \dots a_m, c_1 \dots c_m} \right] \right\rangle \right] \quad (119)$$



Brendow diagram  $R$ .  
(120)

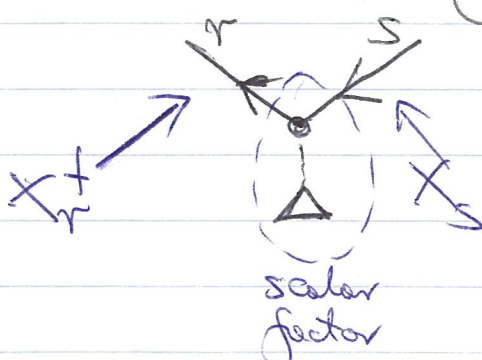
The requirement that all external lines must extend to the left is also enforced by the presence of the reduced resolvent in the leftmost position of Eq. (110).

Now, we introduce Hugenholtz and Brendow vertices representing  $W_1 = Q_N$ ,  $W_2 = V_N$ , and  $R_n^{(0)}$ :

•  $W_1 \equiv Q_N = \sum_{r,s} \langle r | \hat{q} | s \rangle N [X_r^+ X_s]$ , where

$$\hat{q} = \hat{g} - u$$

Hugenholtz and Brendow look identical since  $W_1$  is one body



$W_{Q_N}^{(H)} = 1$  (outgoing)  
 $d_{rs}^{(B)} = \langle r | \hat{q} | s \rangle$  (incoming)  
 $O_{rs}^{(B)} = N [X_r^+ X_s]$




$$W_1 = w_{\mathcal{L}_N}^{(H)} \sum_{r,s} d_{rs}^{(B)} \hat{O}_{rs}^{(B)} \quad \left( \begin{array}{l} l_{\mathcal{L}_N}^{(B)} = 0 \\ h_{\mathcal{L}_N}^{(B)} = 0 \end{array} \right)$$

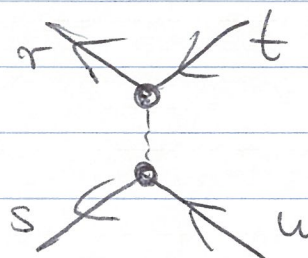

$$\bullet \quad W_2 \equiv V_N = \frac{1}{4} \sum_{rs,tu} \langle rs | \hat{o} | tu \rangle_A$$

$\left( \frac{1}{2!} \right)^2$

$$\times N [X_r^\dagger X_t X_s^\dagger X_u]$$



Hugenholtz



Brandow (Goldstone representative)

$$w_{V_N}^{(H)} = \frac{1}{4} \begin{array}{l} \text{outgoing} \\ \downarrow \downarrow \\ \langle rs | \hat{o} | tu \rangle_A \\ \uparrow \uparrow \\ \text{incoming} \end{array}$$

$$\hat{O}_{rstu}^{(B)} = N [ \underbrace{X_r^\dagger X_t}_{\text{open path}} \underbrace{X_s^\dagger X_u}_{\text{open path}} ]$$

$$W_2 = w_{V_N}^{(H)} \sum_{rstu} d_{rstu}^{(B)} \hat{O}_{rstu}^{(B)} \quad \left( \begin{array}{l} l_{V_N}^{(B)} = 0 \\ h_{V_N}^{(B)} = 0 \end{array} \right)$$

- Reduced resolvent, focus on  $k$ -th power of the  $n$ -body component  $(R_n^{(0)})^k$ .

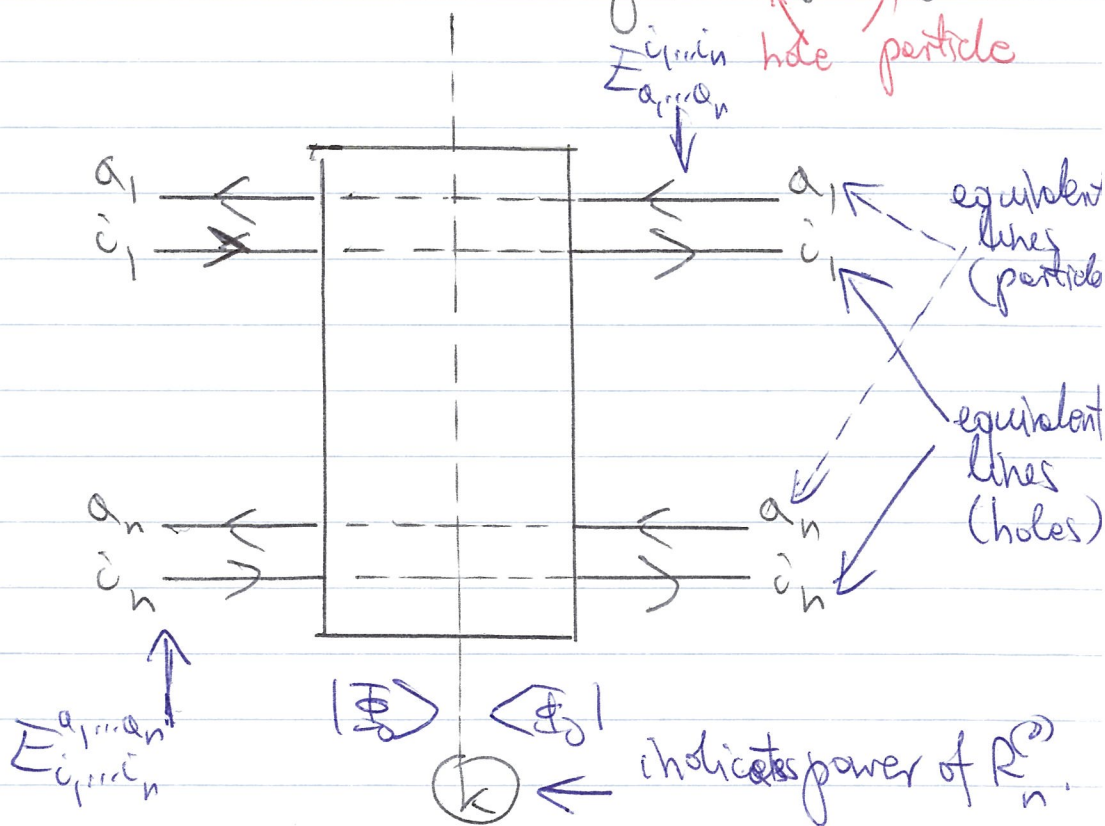
$$(R_n^{(0)})^k = \left(\frac{1}{n!}\right)^2 \sum_{\substack{\tilde{c}_1, \dots, \tilde{c}_n \\ a_1, \dots, a_n}} \frac{E_{\tilde{c}_1, \dots, \tilde{c}_n}^{a_1, \dots, a_n} |\Phi_0\rangle \langle \Phi_0| E_{a_1, \dots, a_n}^{\tilde{c}_1, \dots, \tilde{c}_n}}{(\omega_{\tilde{c}_1, \dots, \tilde{c}_n}^{a_1, \dots, a_n})^k}$$

$$E_{\tilde{c}_1, \dots, \tilde{c}_n}^{a_1, \dots, a_n} = N [X_{a_1}^{\dagger} X_{\tilde{c}_1} \dots X_{a_n}^{\dagger} X_{\tilde{c}_n}]$$

$$E_{a_1, \dots, a_n}^{\tilde{c}_1, \dots, \tilde{c}_n} = (E_{\tilde{c}_1, \dots, \tilde{c}_n}^{a_1, \dots, a_n})^{\dagger} = N [X_{\tilde{c}_1}^{\dagger} X_{a_1} \dots X_{\tilde{c}_n}^{\dagger} X_{a_n}]$$

$$\omega_{\tilde{c}_1, \dots, \tilde{c}_n}^{a_1, \dots, a_n} = -\mathcal{E}_{\tilde{c}_1, \dots, \tilde{c}_n}^{a_1, \dots, a_n} = \sum_{\gamma=1}^n (\epsilon_{\tilde{c}_\gamma} - \epsilon_{a_\gamma})$$

$\uparrow$  hole  $\uparrow$  particle



$$W_{R_n^{(0)}}^{(H)} = \left( \frac{1}{h_0} \right)^2$$

$$d_{\dot{c}_1, \dots, \dot{c}_n, a_1, \dots, a_n}^{(B)} = \left( \omega_{\dot{c}_1, \dots, \dot{c}_n}^{a_1, \dots, a_n} \right)^{-k} = \left[ \sum_{g=1}^n (\epsilon_{i_g} - \epsilon_{a_g}) \right]^{-k}$$

lines "sliced" by !

$$\hat{O}_{\dot{c}_1, \dots, \dot{c}_n, a_1, \dots, a_n}^{(B)} = \sum_{\dot{c}_1, \dots, \dot{c}_n}^{a_1, \dots, a_n} | \Phi_0 \rangle \langle \Phi_0 |$$

$$\left( R_n^{(0)} \right)^k = W_{R_n^{(0)}}^{(H)} \sum_{\dot{c}_1, \dots, \dot{c}_n, a_1, \dots, a_n} d_{\dot{c}_1, \dots, \dot{c}_n, a_1, \dots, a_n}^{(B)} \hat{O}_{\dot{c}_1, \dots, \dot{c}_n, a_1, \dots, a_n}^{(B)}$$

We can see now the  $R_n^{(0)}$  in the leftmost position in wave function expressions enforces the requirement that external lines extend to the left representing

$$\sum_{\dot{c}_1, \dots, \dot{c}_n}^{a_1, \dots, a_n} = N \left[ \prod_{g=1}^n \text{X}_{a_g} \text{X}_{i_g} \right] \text{acting}$$

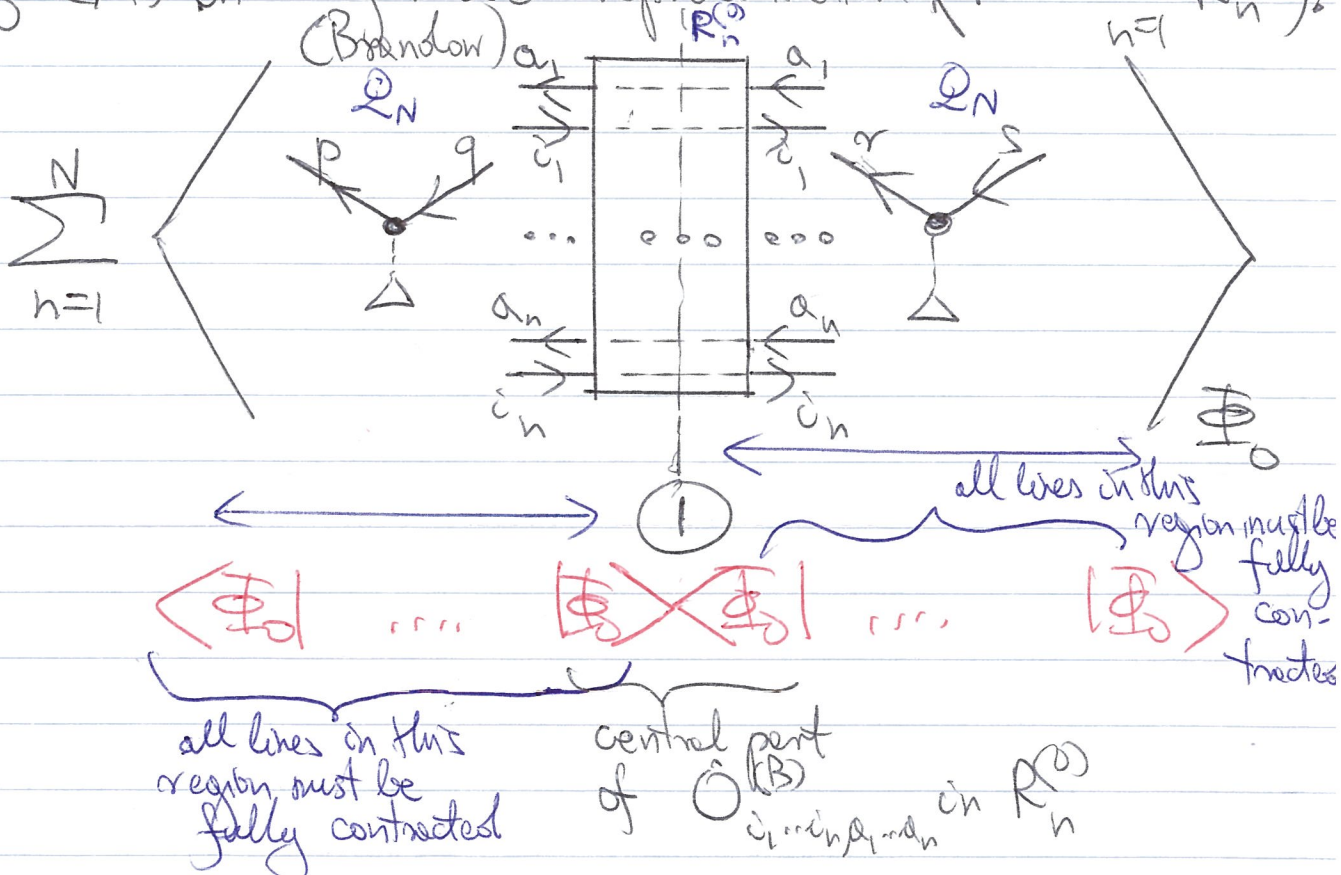
on  $|\Phi_0\rangle$ .

Equipped with the above information, let us examine the second-order correction to energy,

$$\begin{aligned}
 K_0^{(2)} &= \langle \Phi_0 | W R^{(0)} W | \Phi_0 \rangle \\
 &= \langle \Phi_0 | Q_N R^{(0)} Q_N | \Phi_0 \rangle + \langle \Phi_0 | Q_N R^{(0)} V_N | \Phi_0 \rangle \\
 &\quad \underbrace{W=W_1+W_2}_{=Q_N+V_N}
 \end{aligned}$$

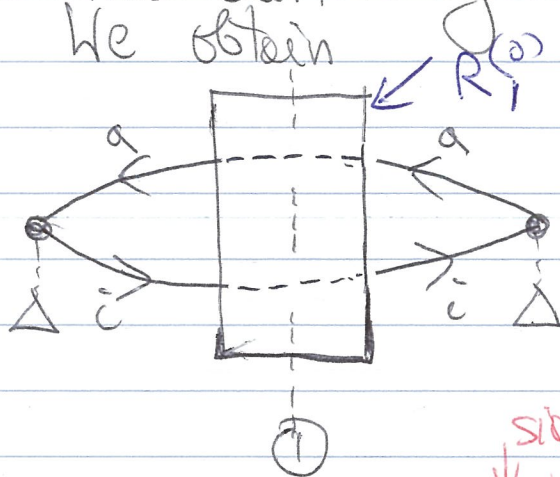
$$\begin{aligned}
 &+ \langle \Phi_0 | V_N R^{(0)} Q_N | \Phi_0 \rangle + \langle \Phi_0 | V_N R^{(0)} V_N | \Phi_0 \rangle \\
 &= K_0^{(2)}(A) + K_0^{(2)}(X_1) + K_0^{(2)}(X_2) + K_0^{(2)}(B) \quad (121)
 \end{aligned}$$

$K_0^{(2)}(A)$  in Hugenholtz representation ( $R^{(0)} = \sum_{n=1}^N R_n^{(0)}$ ):



one cannot contract lines on  $\mathcal{Q}_N$  due to normal ordering or a lines with lines

Thus, we must <sup>fully</sup> contract (connect) p and q lines with  $a_1, \dots, a_n, \bar{c}_1, \dots, \bar{c}_n$  lines to the left of the dashed slicing line. Similarly, r and s must be connected <sup>fully</sup> to lines  $a_1, \dots, a_n, \bar{c}_1, \dots, \bar{c}_n$  extending to the right relative to the dashed slicing line. This can only be done when  $n=1$ ! We obtain



In this case,

$$W_A^{(H)} = 1, \quad S_A^{(B)} = (-1)^{l_A^{(B)} + h_A^{(B)}} = +1,$$

sign factor // //
1 (or 2)
1 (or 2)

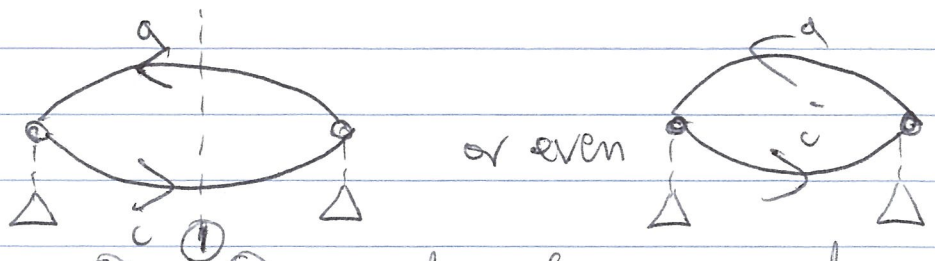
$$d_{ia}^{(B)} = \langle \bar{c}_i | \hat{q} | a \rangle \langle a | \hat{q} | \bar{c}_i \rangle (\epsilon_i - \epsilon_a)^{-1}$$

$(\omega_i^a)^{-1}$

Thus,

$$K_0^{(2)}(A) = \sum_{\bar{c}, a} \frac{\langle \bar{c}_i | \hat{q} | a \rangle \langle a | \hat{q} | \bar{c}_i \rangle}{\epsilon_i - \epsilon_a} \quad (122)$$

Please note that we could obtain this result by drawing




obtained from  $\mathcal{Q}_N \cdot \mathcal{Q}_N$  only if we agreed on

an additional denominator convention that with each pair of neighboring  $W$  ( $Q_N$  or  $V_N$ ) vertices we associate the energy denominator obtained by assigning

$$[(\epsilon_{c_1} - \epsilon_{a_1}) + \dots + (\epsilon_{c_n} - \epsilon_{a_n})]^{-k}$$

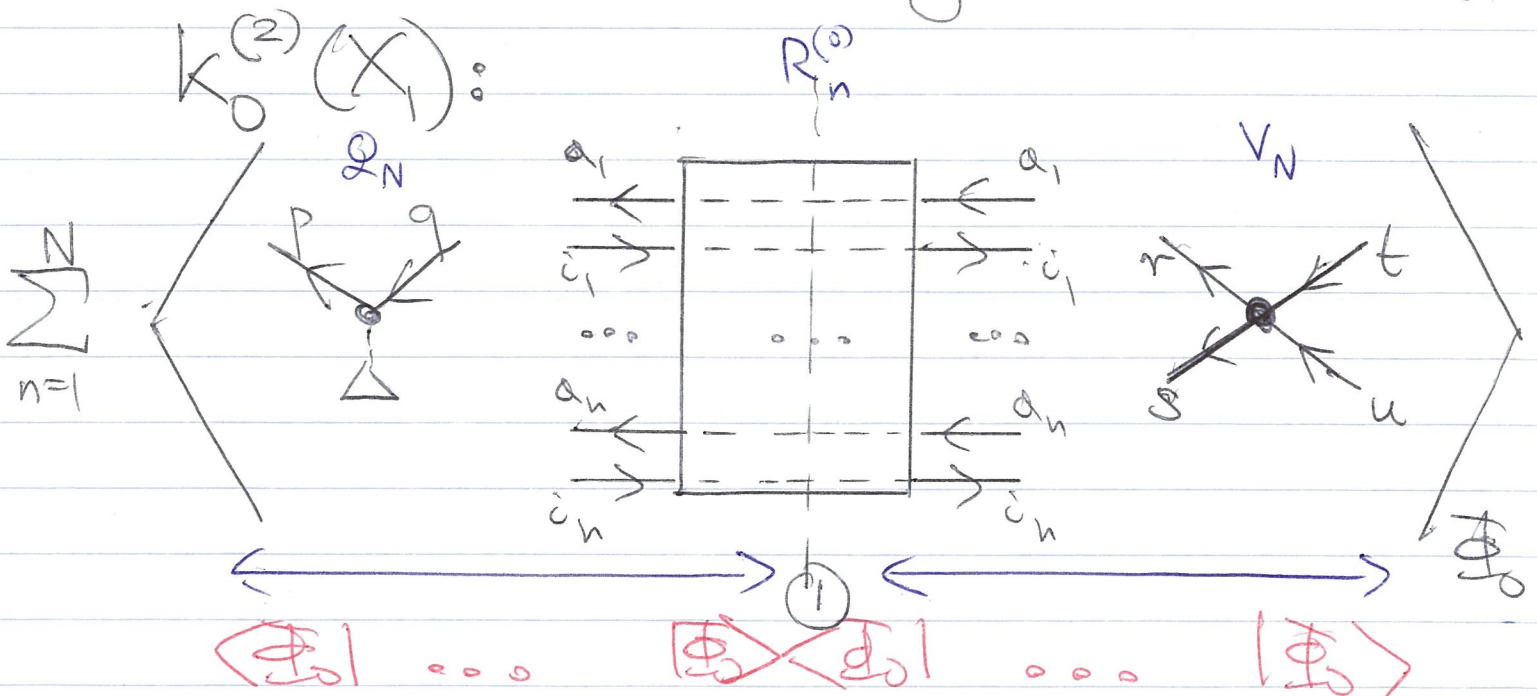
to lines



on the region

between the neighboring  $W$ s where there is  $[R_n^{(0)}]^k$ .

Let us examine the remaining contributions to  $K_0^{(2)}$ .




Again, we must connect lines  $p, q$  with lines  $a_1, i_1, \dots, a_n$  extending to the left of the dashed line slicing the reduced resolvent. We also must fully contract lines  $r, s, t, u$  with lines  $a_1, i_1, \dots, a_n$  extending to the right of the slicing dashed line. The former means  $n=1$ . The latter  $n=2$ . We cannot have it both ways,

so

$$k_0^{(2)}(X_1) = 0. \quad (123)$$

Note that we do not need diagrams representing  $R^{(2)}$  to come up with such a result, since 0 we cannot produce a diagram without external lines from



$\mathcal{Q}_N$

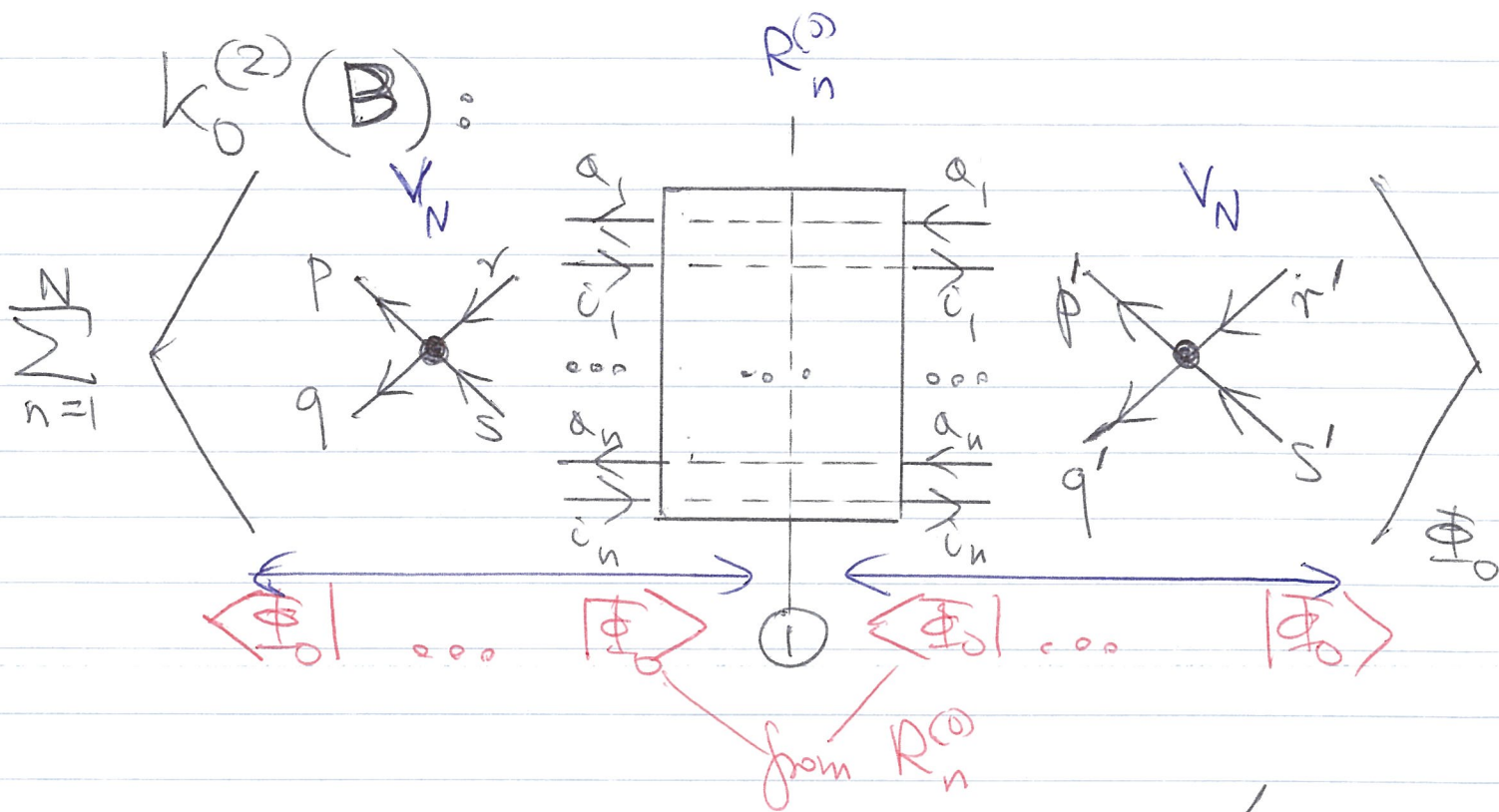


$V_N$

(we are not allowed to contract lines on  $V_N$  since  $V_N$  is in the normal ordered form  $\rightarrow$   $\rightarrow$  generalized Wick's theorem).

Similarly,

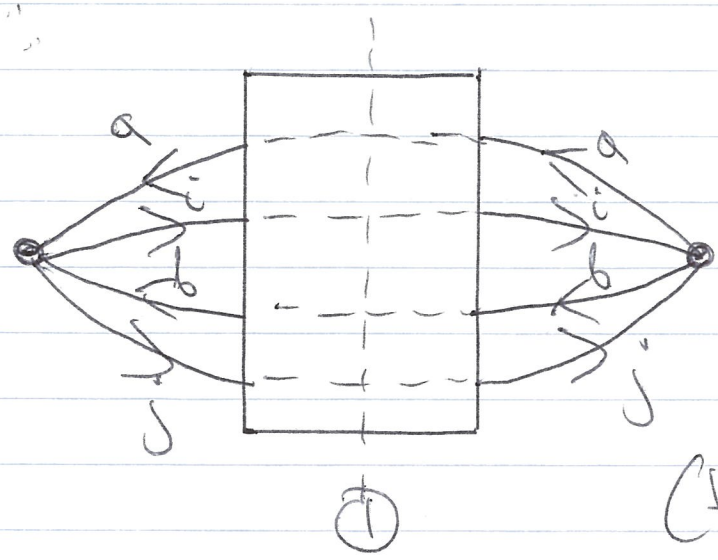
$$k_0^{(2)}(X_2) = 0. \quad (124)$$



We must fully contract lines between  $\langle \dots \rangle$  and  $|\Phi_0\rangle$  (or  $\begin{matrix} | \\ \vdots \\ \textcircled{1} \end{matrix}$ ) and between  $\langle \Phi_0 |$  (or  $\begin{matrix} | \\ \vdots \\ \textcircled{1} \end{matrix}$ ) and  $\dots$ .

This is only possible when  $n=2$  (we cannot contract lines on the same  $V_N$  due to normal ordering).

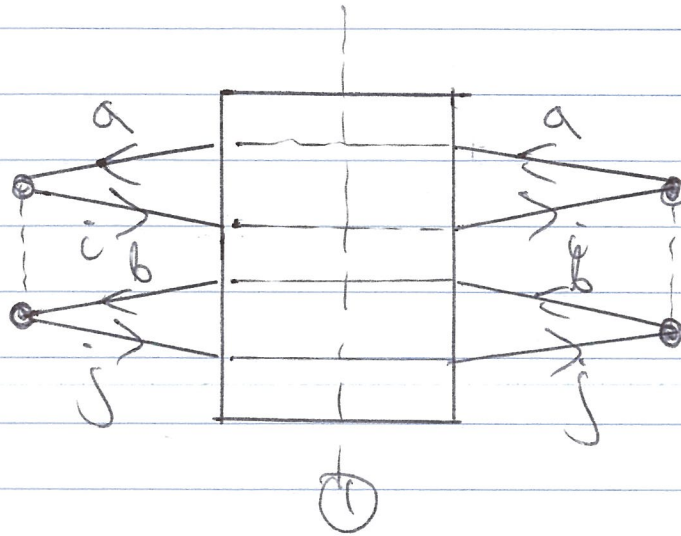
We obtain:



(Hugenholtz diagram)



The corresponding Brndon diagram looks as follows:



We obtain,

$$w_B^{(H)} = \frac{1}{4} \quad (a, b \text{ equivalent}; i, j \text{ equivalent}),$$

$$S_B^{(B)} = (-1)^{l_B^{(B)} + h_B^{(B)}} = +1, \quad \left( \begin{array}{l} l_B^{(B)} = 2 \text{ (or } 4) \\ h_B^{(B)} = 2 \text{ (or } 4) \end{array} \right)$$

$$d_{ijab}^{(B)} = \langle ij | \hat{v} | ab \rangle_A \langle ab | \hat{v} | ij \rangle_A$$

$$\times (\omega_{ij}^{ab})^{-1} \times (\epsilon_i - \epsilon_a + \epsilon_j - \epsilon_b)^{-1}$$

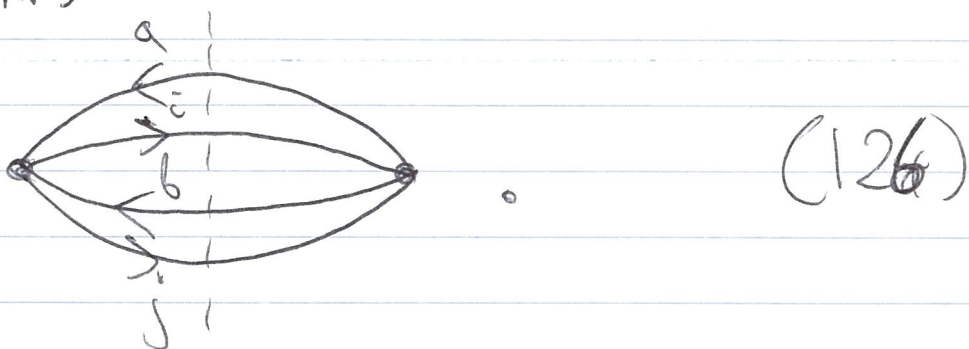
$$k_0^{(2)}(B) = \frac{1}{4} \sum_{ijab} \frac{\langle ij | \hat{v} | ab \rangle_A \langle ab | \hat{v} | ij \rangle_A}{\epsilon_i - \epsilon_a + \epsilon_j - \epsilon_b} \quad (125)$$

-57-

Once again, the only role of the reduced resolvent is to introduce the denominator

$$(\epsilon_i - \epsilon_a + \epsilon_j - \epsilon_b)^{-1}$$

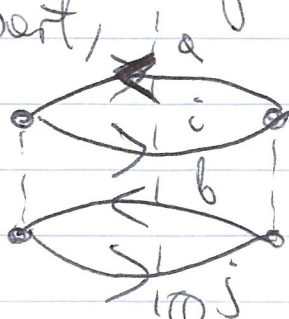
obtained by slicing the lines between  $V_N$  vertices in a Hugenholtz diagram obtained for  $V_N \cdot V_N$ ,



Lines  $i$  going from left to right contributes  $\epsilon_i$ , line  $a$  going from right to left contributes  $-\epsilon_a$ , for a total of  $(\epsilon_i - \epsilon_a)$  contribution for this pair of lines. The rest of the expression, i.e.,

$$\frac{1}{4} \langle ij | \hat{v} | ab \rangle_A \langle ab | \hat{v} | ij \rangle_A$$

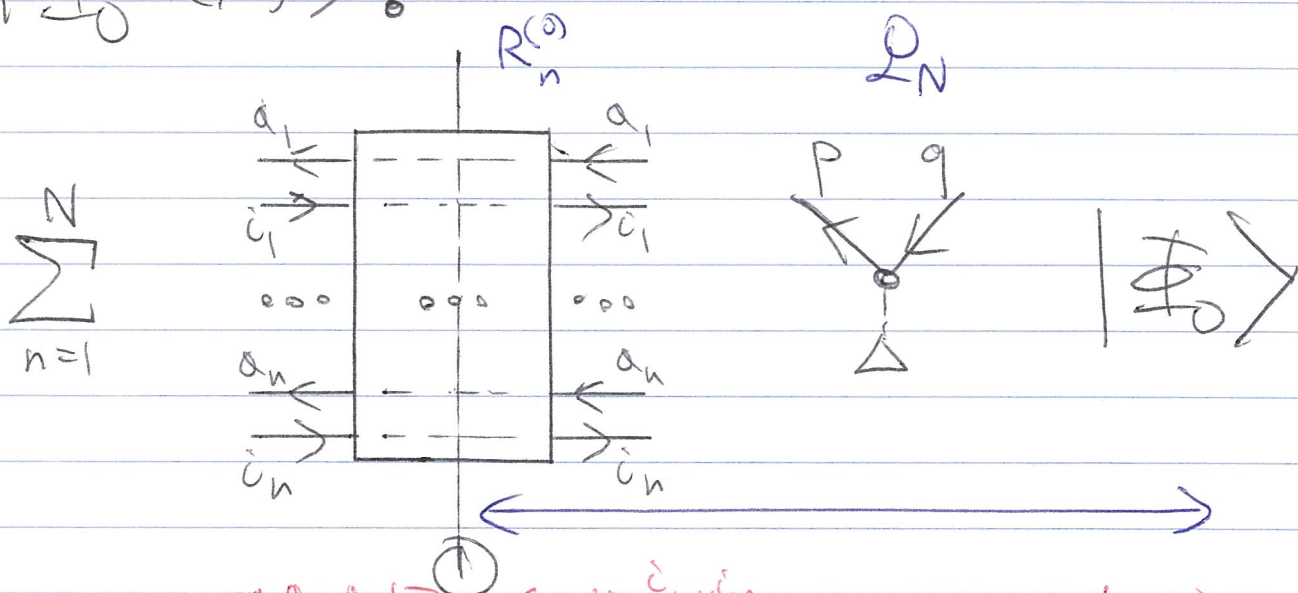
can be read from diagram (126) and its Brauer counterpart,



We see similar patterns in wave function expressions in first order,

$$\begin{aligned}
 |\Psi_0^{(1)}\rangle &= R^{(0)} W |\Phi_0\rangle \\
 &= R^{(0)} Q_N |\Phi_0\rangle + R^{(0)} V_N |\Phi_0\rangle \\
 &= |\Psi_0^{(1)}(A)\rangle + |\Psi_0^{(1)}(B)\rangle.
 \end{aligned}
 \tag{127}$$

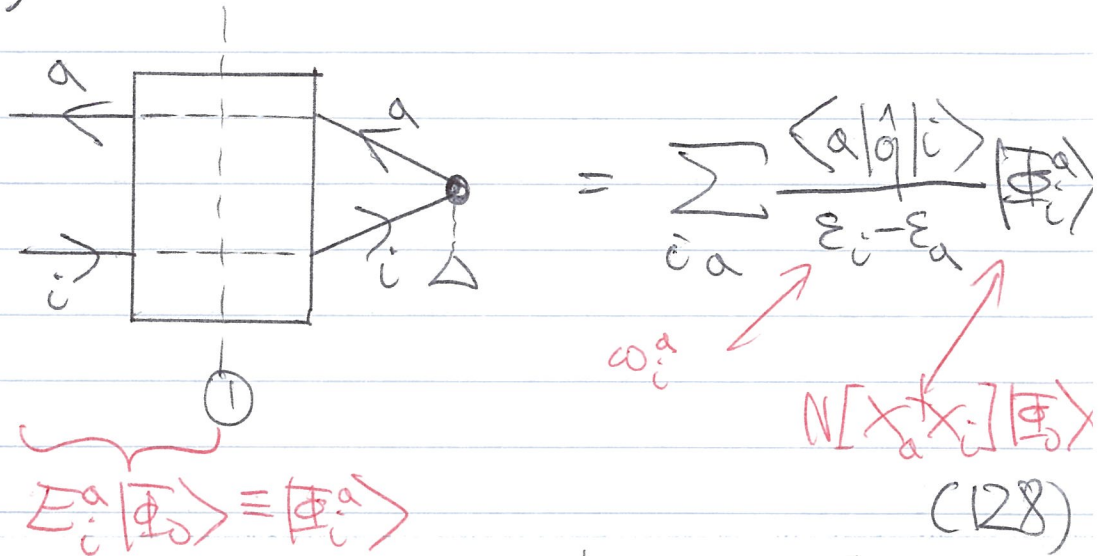
$|\Psi_0^{(1)}(A)\rangle$




$$\begin{aligned}
 &E_{a_1, \dots, a_N}^{\dagger} c_{a_1, \dots, a_N} |\Phi_0\rangle \times |\Phi_0\rangle E_{a_1, \dots, a_N}^{\dagger} c_{a_1, \dots, a_N} \dots |\Phi_0\rangle
 \end{aligned}$$

all lines must be fully contracted between  $\langle \Phi_0 |$  and  $|\Phi_0\rangle$ . This means that  $n=1$ .

We obtain,

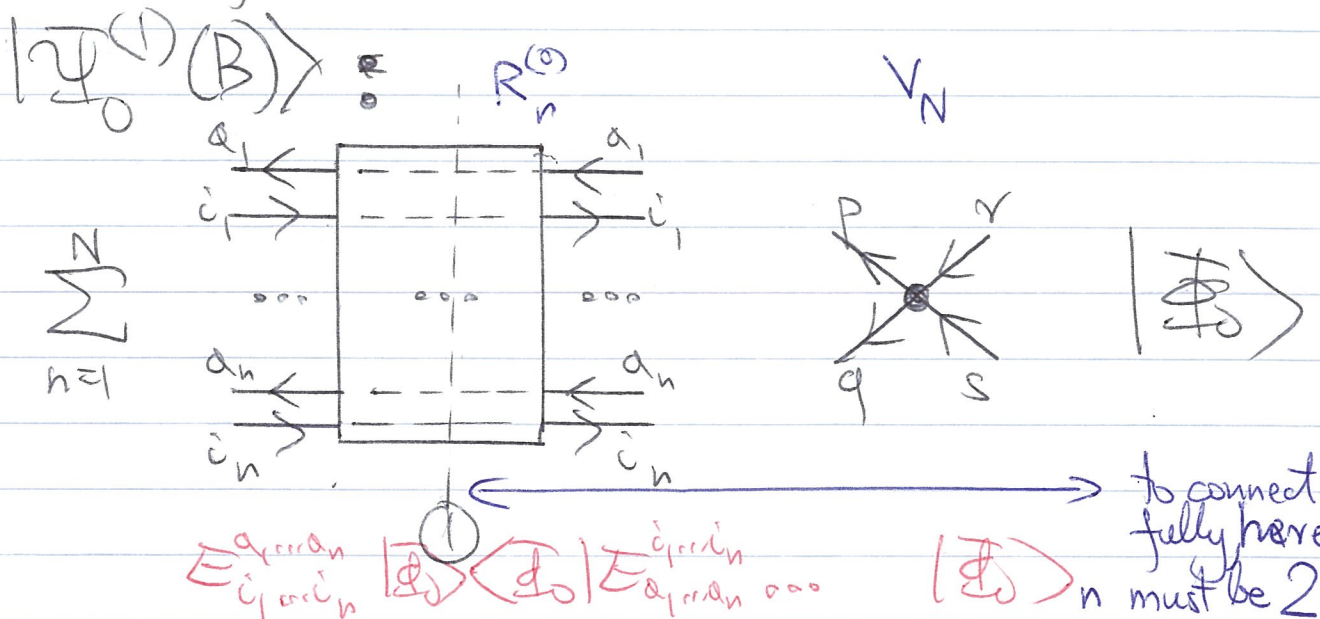


We could obtain this from



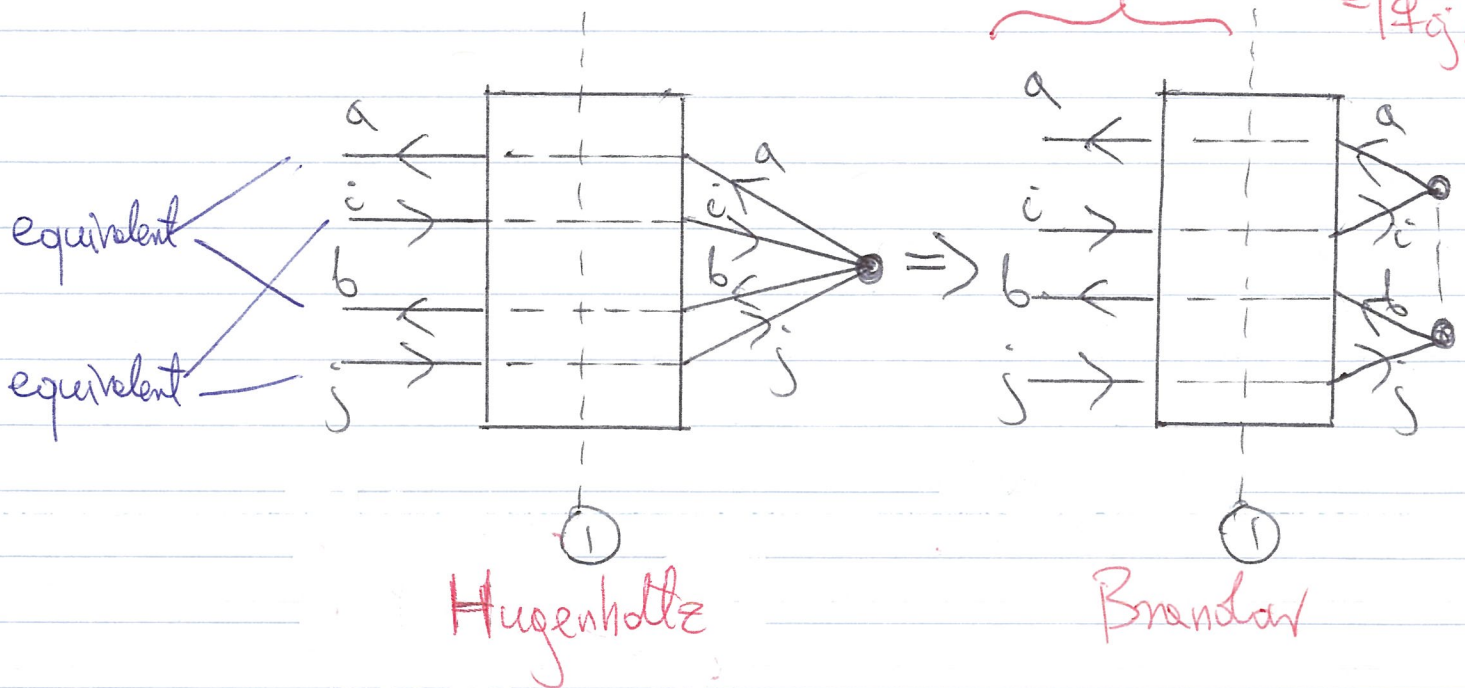
if we adopted the additional denominator convention for lines sliced by the resolvent line.

Similarly,



We obtain

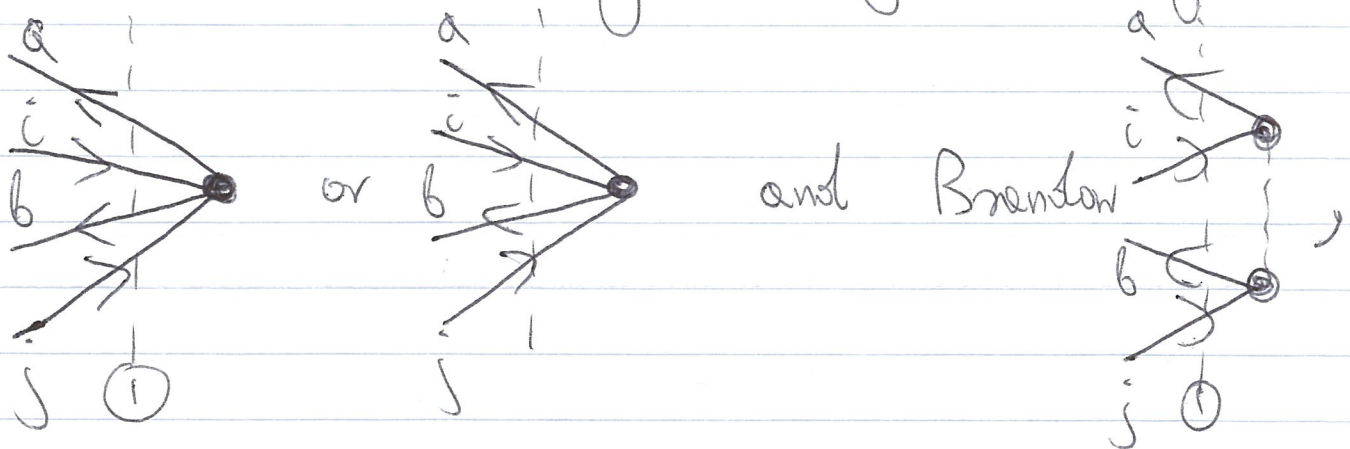
$$E_i^a E_j^b |\Phi_0\rangle = E_{ij}^{ab} |\Phi_0\rangle = |\Phi_{ij}^{ab}\rangle$$



$$= \frac{1}{4} \sum_{ijab} \frac{\langle ab | \hat{v} | ij \rangle_A}{\epsilon_i - \epsilon_a + \epsilon_j - \epsilon_b} |\Phi_{ij}^{ab}\rangle \quad (129)$$

$\Delta \omega_{ij}^{ab}$

We could obtain this from a Hugenholtz diagram



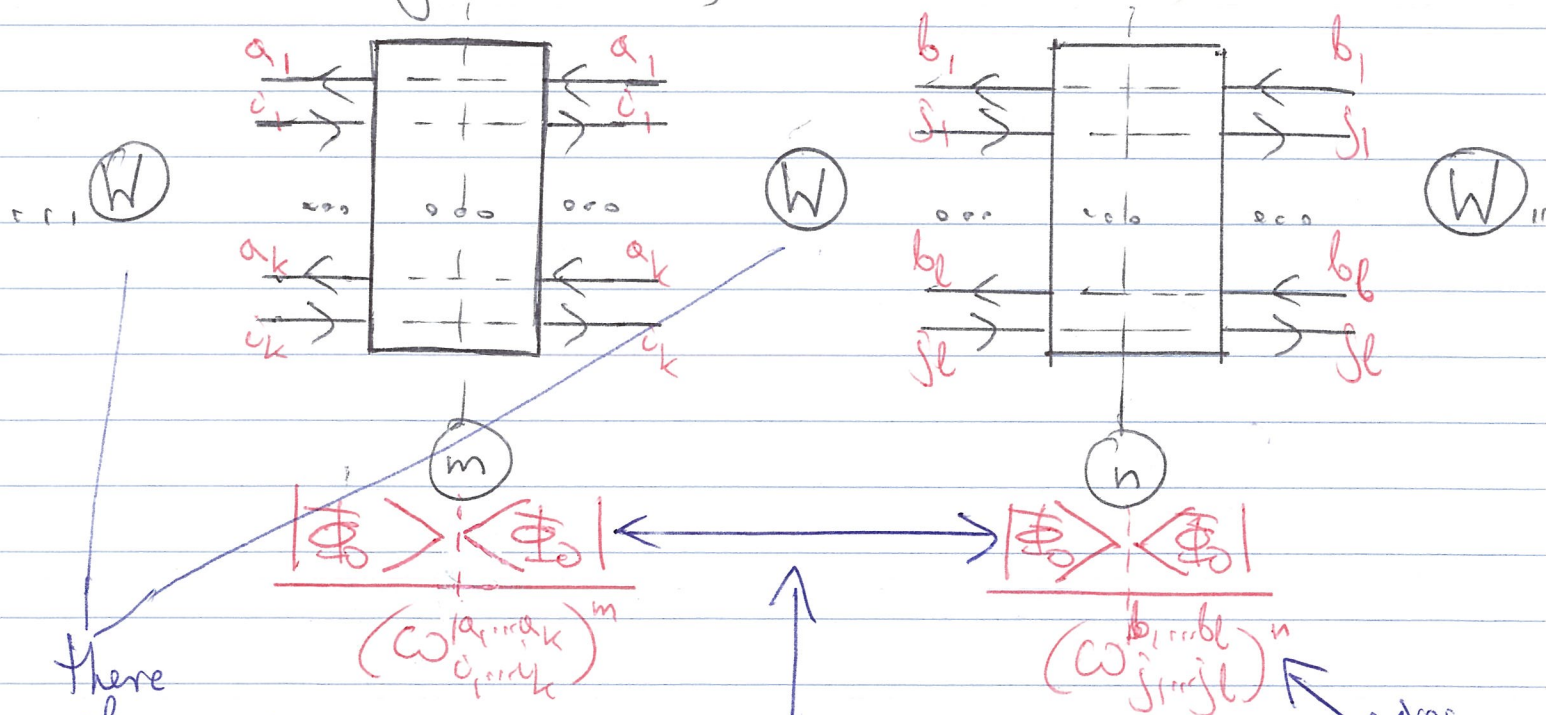
if we adopted the denominator convention,

The denominator convention of reading denominators from lines sliced between the neighboring  $W$ s and the external lines originates from the observation that, in general, every MBPT expression has a structure

$$\dots W (R^{(0)})^m W (R^{(0)})^n W \dots$$

$Q_{N \text{ or } V_N}$   $Q_{N \text{ or } V_N}$   $Q_{N \text{ or } V_N}$

or, diagrammatically (schematically),

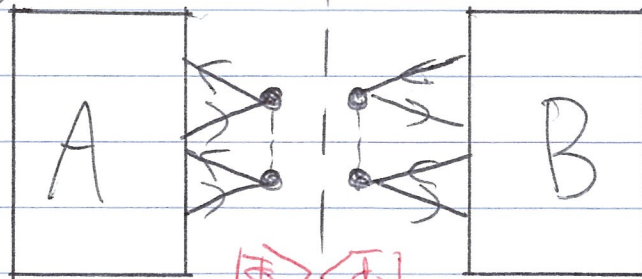


there always are lines between neighboring  $W$ s

ALL LINES IN THIS REGION (between  $\langle \Phi_0 |$  and  $|\Phi_0 \rangle$  or between  $(R^{(0)})^m$  and  $(R^{(0)})^n$ ) MUST BE FULLY CONTRACTED

gives MBPT denominator

In other words, we do not need to draw diagrams representing reduced resolvents and can use the standard rules of constructing the resulting energy and wave function corrections from  $\Omega$  vertices only, as if  $R^0$ 's were not present, if we adopt the denominator convention, i.e. the incorporation of denominators corresponding to fermion lines between the neighboring  $\Omega$  vertices with the powers corresponding to powers of resolvents between these  $\Omega$ 's. The energy diagrams have no external lines and the wave function diagrams have lines extending to the left (representing excited determinants). The leftmost external lines in the wave function diagrams are also accompanied by the denominators corresponding to  $(R^0)^k$  showing up in the leftmost position in  $\Omega^{(n)}$ . The denominator convention automatically excludes diagrams with "dangerous denominators" where there are no lines between neighboring  $\Omega$ 's,



which would formally result from a singular

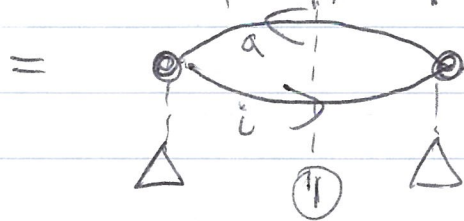
expression  $\frac{|\Phi\rangle\langle\Phi|}{\mathcal{E}_0 - \mathcal{E}_0}$ . We have learned that

$$\Delta E_0^{(2)} \equiv K_0^{(2)} = K_0^{(2)}(A) + K_0^{(2)}(B), \quad (130)$$

where

$$K_0^{(2)}(A) = \langle \Phi_0 | Q_N R^{(0)} Q_N | \Phi_0 \rangle$$

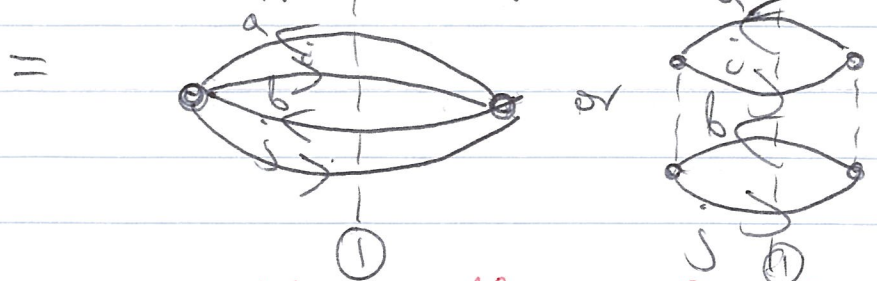
$$= \langle \Phi_0 | Q_N R^{(0)} Q_N | \Phi_0 \rangle$$



$$= \sum_{i a} \frac{\langle i | \hat{q} | a \rangle \langle a | \hat{q} | i \rangle}{\mathcal{E}_i - \mathcal{E}_a}, \quad (131)$$

$$K_0^{(2)}(B) = \langle \Phi_0 | V_N R^{(0)} V_N | \Phi_0 \rangle$$

$$= \langle \Phi_0 | V_N R^{(0)} V_N | \Phi_0 \rangle$$



Hagenhoetz

Brandow



$$\begin{aligned}
 &= \frac{1}{4} \sum_{ijab} \frac{\langle ij|\hat{v}|ab\rangle_A \langle ab|\hat{v}|ij\rangle_A}{\varepsilon_i - \varepsilon_a + \varepsilon_j - \varepsilon_b} \\
 &= \frac{1}{2} \sum_{ijab} \frac{\langle ij|\hat{v}|ab\rangle \langle ab|\hat{v}|ij\rangle_A}{\varepsilon_i - \varepsilon_a + \varepsilon_j - \varepsilon_b} \quad (132)
 \end{aligned}$$

$$|\Psi_0^{(1)}\rangle = |\Psi_0^{(1)}(A)\rangle + |\Psi_0^{(1)}(B)\rangle, \quad (133)$$

where

$$|\Psi_0^{(1)}(A)\rangle = R^{(0)} Q_N |\Phi_0\rangle = R_1^{(0)} Q_N |\Phi_0\rangle$$

$$= \begin{array}{c} a \\ | \swarrow \\ c_i \swarrow \quad \bullet \\ | \quad \downarrow \quad \Delta \\ \oplus \end{array} = \sum_{ia} \frac{\langle a|\hat{q}|i\rangle}{\varepsilon_i - \varepsilon_a} |\Phi_i^a\rangle, \quad (134)$$

$$|\Psi_0^{(1)}(B)\rangle = R^{(0)} V_N |\Phi_0\rangle = R_2^{(0)} V_N |\Phi_0\rangle$$

$$= \begin{array}{c} a \\ | \swarrow \\ c_i \swarrow \quad \bullet \\ | \quad \downarrow \quad \Delta \\ \oplus \end{array} \quad \text{or} \quad \begin{array}{c} a \\ | \swarrow \\ c_i \swarrow \quad \bullet \\ | \quad \downarrow \quad \Delta \\ | \quad \downarrow \quad \Delta \\ \oplus \end{array} \quad (135)$$

Hugenholtz

Brandon

$$= \frac{1}{4} \sum_{ijab} \frac{\langle ab|\hat{v}|ij\rangle_A}{\varepsilon_i - \varepsilon_a + \varepsilon_j - \varepsilon_b} |\Phi_{ij}^{ab}\rangle = \frac{1}{2} \sum_{ijab} \frac{\langle ab|\hat{v}|ij\rangle}{\varepsilon_i - \varepsilon_a + \varepsilon_j - \varepsilon_b} |\Phi_{ij}^{ab}\rangle$$

In the following, we will sometimes use the notation,

$$\begin{aligned} \Delta^{(k)}(i_1, \dots, i_n; a_1, \dots, a_n) &= (\omega_{i_1, \dots, i_n}^{a_1, \dots, a_n})^{-k} \\ &= \left[ \sum_{g=1}^n (\epsilon_{ig} - \epsilon_{ag}) \right]^{-k} \end{aligned} \quad (136)$$

Then, for example,

$$\begin{aligned} k_0^{(2)} &= \sum_{i,a} \langle i | \hat{q} | a \rangle \langle a | \hat{q} | i \rangle \Delta^{(1)}(i; a) \\ &\quad + \frac{1}{4} \sum_{i,j,a,b} \langle ij | \hat{v} | ab \rangle_A \langle ab | \hat{v} | ij \rangle_A \\ &\quad \times \Delta^{(1)}(ij; a, b) \end{aligned} \quad (137)$$

$$\begin{aligned} |\Psi_0^{(1)}\rangle &= \sum_{i,a} \langle a | \hat{q} | i \rangle \Delta^{(1)}(i; a) |\Phi_i^a\rangle \\ &\quad + \frac{1}{4} \sum_{i,j,a,b} \langle ab | \hat{v} | ij \rangle_A \Delta^{(1)}(ij; a, b) |\Phi_{ij}^{ab}\rangle \end{aligned} \quad (138)$$

Note that in the H-F case ( $\hat{q}=0$ ), there is no contribution from 1p-1h excitations to  $|\Psi_0^{(1)}\rangle$  and  $k_0^{(2)}$ . 2p-2h excitations appear already in MBPT(2) energy and MBPT(1) wave function (not a surprise for H with 2-body interactions). The question is how far do we have to go to see 3p-3h, 4p-4h, etc. excitations.

5. Third-order MBPT correction to the energy

$$\Delta E_0^{(3)} \equiv k_0^{(3)} = \langle \Phi_0 | W R^{(0)} W R^{(0)} W | \Phi_0 \rangle$$

$$W = W_1 + W_2 = Q_N + V_N. \quad (139)$$

There are the following groups of terms:

$$k_0^{(3)}(A) = \langle \Phi_0 | V_N R^{(0)} V_N R^{(0)} V_N | \Phi_0 \rangle, \quad (140)$$

$$k_0^{(3)}(B) = \langle \Phi_0 | V_N R^{(0)} V_N R^{(0)} Q_N | \Phi_0 \rangle$$

$$+ \langle \Phi_0 | V_N R^{(0)} Q_N R^{(0)} V_N | \Phi_0 \rangle$$

$$+ \langle \Phi_0 | Q_N R^{(0)} V_N R^{(0)} V_N | \Phi_0 \rangle, \quad (141)$$

$$k_0^{(3)}(C) = \langle \Phi_0 | Q_N R^{(0)} Q_N R^{(0)} V_N | \Phi_0 \rangle$$

$$+ \langle \Phi_0 | Q_N R^{(0)} V_N R^{(0)} Q_N | \Phi_0 \rangle$$

$$+ \langle \Phi_0 | V_N R^{(0)} Q_N R^{(0)} Q_N | \Phi_0 \rangle, \quad (142)$$

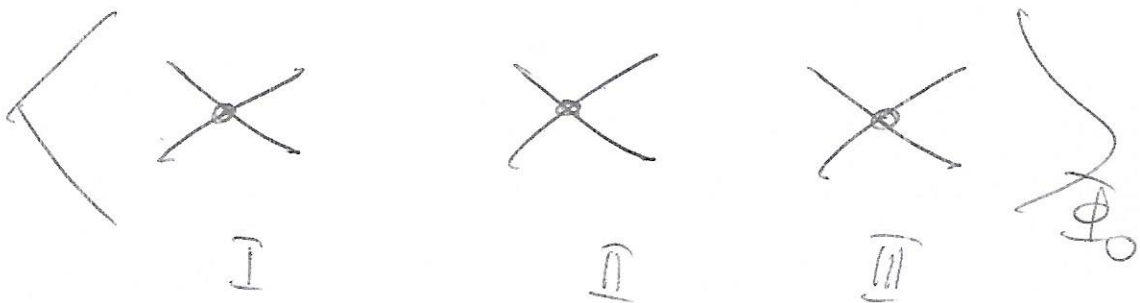
$$k_0^{(3)}(D) = \langle \Phi_0 | Q_N R^{(0)} Q_N R^{(0)} Q_N | \Phi_0 \rangle. \quad (143)$$

We begin with the A term (the only term in the Hartree-Fock case;  $Q_N = 0$ ).


$$L_0^{(3)}(A) = \langle \mathbb{Q} | V_N R^0 V_N R^0 V_N | \mathbb{Q} \rangle. \quad (144)$$

We have to drop all nonredundant resulting diagrams, with no external lines and without dangerous denominators, from three  $V_N$  vertices (remembering about the denominator comment):

Nonoriented Hugenholtz skeletons:



There are 4 lines at I. If none of the lines of I goes to II, all lines of I go to III and II is left not connected. Thus, at least 1 line of I has to be connected with II. If the remaining 3 lines of I are connected with III, we get



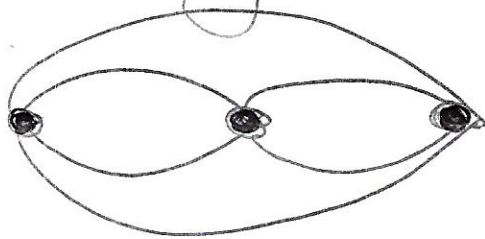
we cannot connect all these lines.

Thus, at least 2 lines of I have to be connected with II. If  $\geq 3$  lines of I are connected

with  $\Pi$ , we get

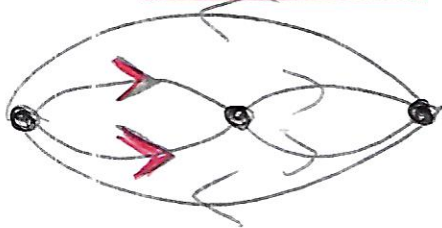


get a diagram with no external lines (remember,  $\mathbb{P}_N$  is in the  $N$ -product form), Thus, exactly 2 lines must connect  $\underline{I}$  and  $\underline{II}$  and exactly 2 lines must connect  $\underline{II}$  and  $\underline{III}$ . We end up with only one resulting skeleton;




## Oriented Feynman diagrams.

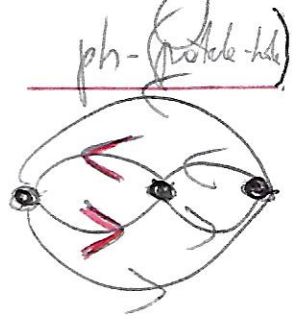
By introducing arrows (red is the determining arrow), we obtain:



(i)

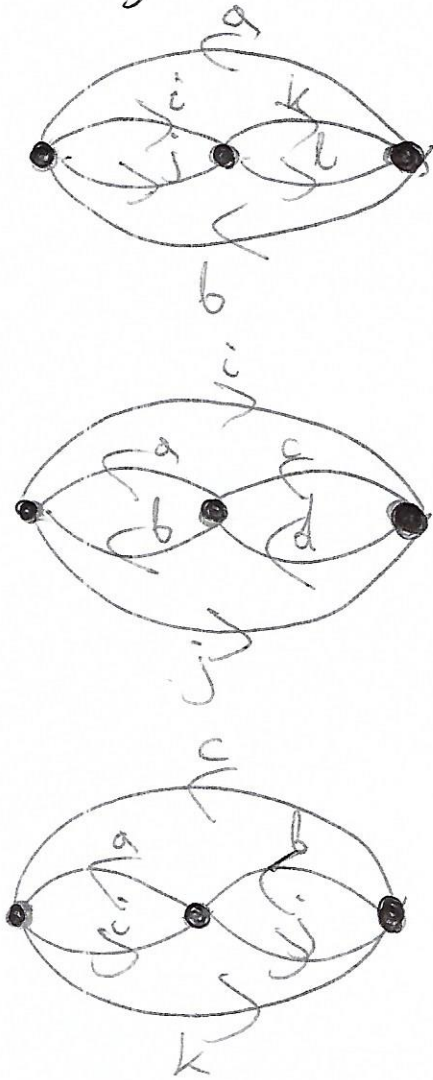


(ii)

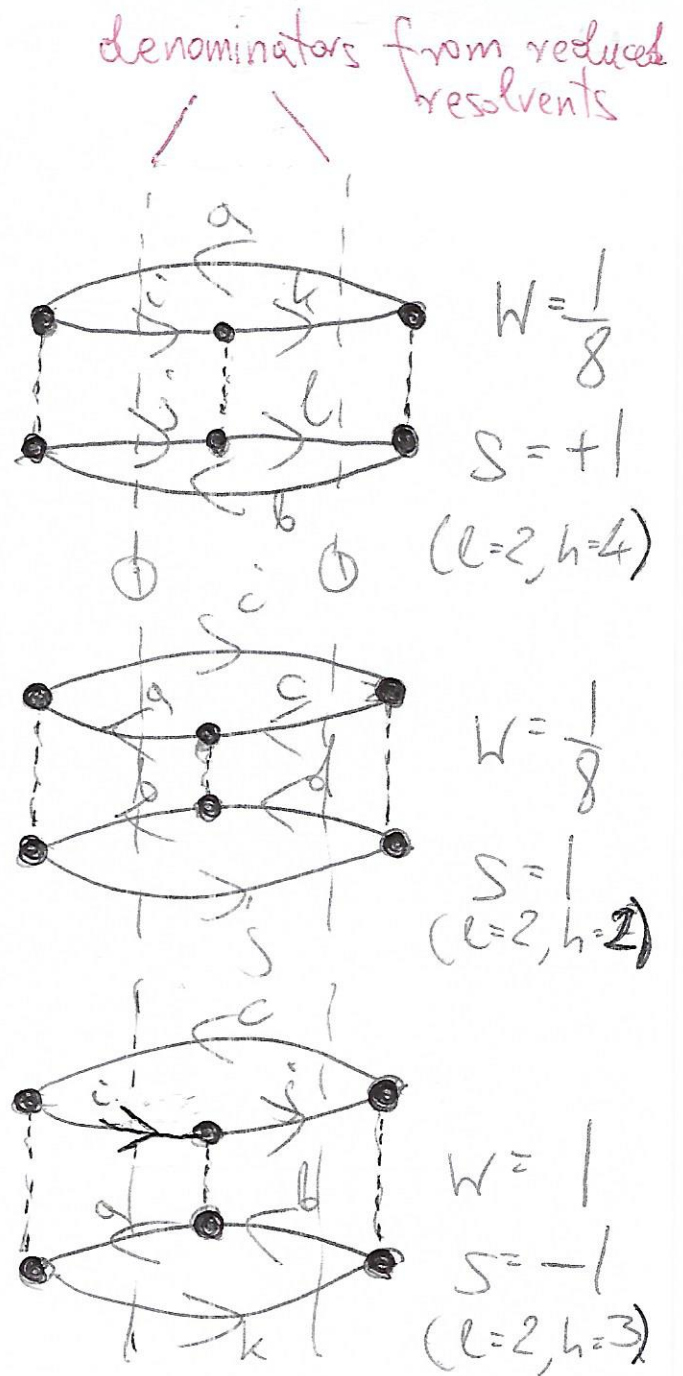


(iii)

We obtain



Hugenholz



$$W = \frac{1}{8}$$

$$S = +1$$

$$(l=2, h=4)$$

$$W = \frac{1}{8}$$

$$S = 1$$

$$(l=2, h=2)$$

$$W = 1$$

$$S = -1$$

$$(l=2, h=3)$$

Brandow

We get the following result:

$$k_0^{(3)}(A) = k_0^{(3)}(hh) + k_0^{(3)}(pp) + k_0^{(3)}(ph)$$

(145)

where

$$k_0^{(3)}(hh) = \frac{1}{8} \sum_{ab,ijkl} \langle ab|\hat{v}|kl\rangle_A \langle kl|\hat{v}|ij\rangle_A \\ \times \langle ij|\hat{v}|ab\rangle_A \\ \times \Delta^{(1)}(ij; a, b) \Delta^{(1)}(kl; a, b), \quad (146)$$

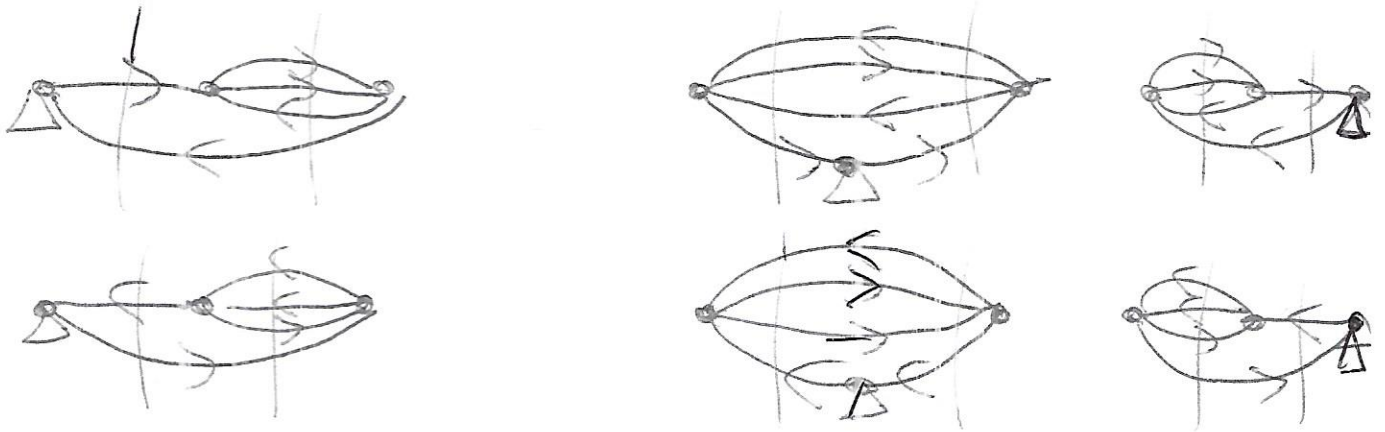
$$k_0^{(3)}(pp) = \frac{1}{8} \sum_{abcd, ij} \langle ij|\hat{v}|ab\rangle_A \langle ab|\hat{v}|cd\rangle_A \\ \times \langle cd|\hat{v}|ij\rangle_A \\ \times \Delta^{(1)}(ij; a, b) \Delta^{(1)}(ij; c, d), \quad (147)$$

$$k_0^{(3)}(ph) = - \sum_{abc, ijk} \langle bc|\hat{v}|kj\rangle_A \langle ja|\hat{v}|ib\rangle_A \\ \times \langle ik|\hat{v}|ca\rangle_A \\ \times \Delta^{(1)}(i, k; a, c) \Delta^{(1)}(j, k; b, c), \quad (148)$$

Other terms contributing to  $k_0^{(3)}$  are:

$$\begin{aligned}
 k_0^{(3)}(B) = & \langle \Phi_0 | Q_N R^{(0)} V_N R^{(0)} V_N | \Phi_0 \rangle \\
 & + \langle \Phi_0 | V_N R^{(0)} Q_N R^{(0)} V_N | \Phi_0 \rangle \\
 & + \langle \Phi_0 | V_N R^{(0)} V_N R^{(0)} Q_N | \Phi_0 \rangle; \quad (149)
 \end{aligned}$$

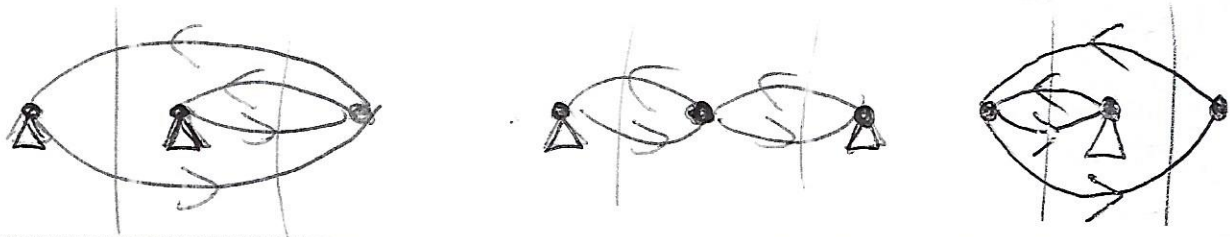
Hugenholtz diagrams:




---


$$\begin{aligned}
 k_0^{(3)}(F) = & \langle \Phi_0 | Q_N R^{(0)} Q_N R^{(0)} V_N | \Phi_0 \rangle \\
 & + \langle \Phi_0 | Q_N R^{(0)} V_N R^{(0)} Q_N | \Phi_0 \rangle \\
 & + \langle \Phi_0 | V_N R^{(0)} Q_N R^{(0)} Q_N | \Phi_0 \rangle; \quad (150)
 \end{aligned}$$





$$k_0^{(3)}(D) = \langle \mathbb{Q} | Q_N R^{(2)} Q_N R^{(2)} Q_N | \mathbb{Q} \rangle; \quad (151)$$



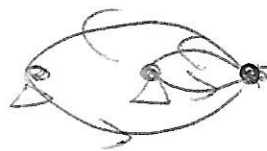
Please note that all of these diagrams containing at least one  $Q_N$  vertex can be grouped together.

Diagrams in the B group can be all obtained from



by allowing the  $Q_N$  and  $V_N$  vertices to be permuted.

Similar applies to diagrams in the C group (can all be obtained from



and in the D group (the




diagram can be obtained from



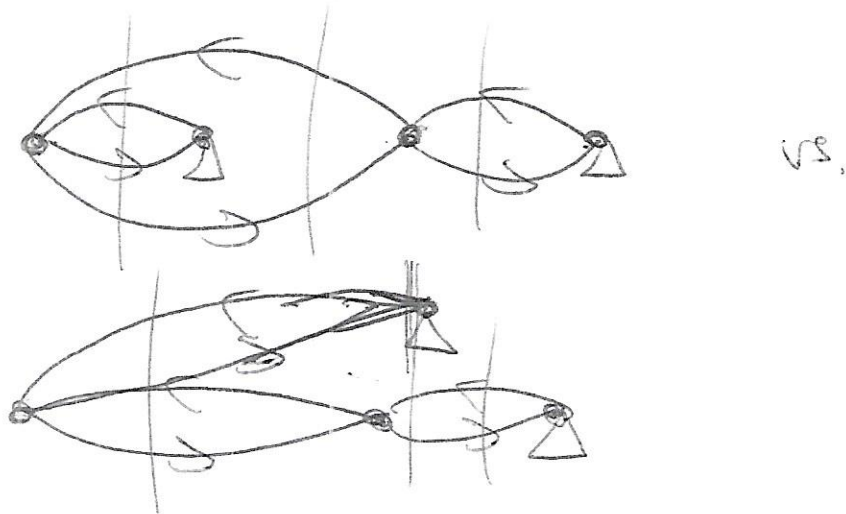
The diagrams that can be transformed into one another by topological transformations that do not break lines, but which do not preserve the order of operators along the horizontal time axis, are referred to as the TIME VERSIONS of the same diagram.

We distinguish between:

- Time versions of the first kind: vertices are permuted without changing the particle-hole character of any fermion line.



or



- time versions of the second kind:  
 vertices are permuted along the time axis  
 and at least one line changes its p-h  
 character.

Diagrams in each of the three groups B-D  
 are in this category.

Time versions of the first kind, are very  
 important for proving the linked cluster  
theorem.

In terms of physics,  $k^{(3)}$  does not bring  
 information about higher than 2p-2h  
 excitations. For example,  $k^{(3)}(A)$ ,  
 which survives any type of single-particle  
 basis, describes the 3rd-order contribution  
 to 2p-2h excitations, since the only reduced  
 resolvents involved are the two-body  $R_2^{(0)}$   
 components. This can be easily understood  
 if we realise that the two-body interaction  $V_N$   
 cannot couple  $|\Phi_0\rangle$  to higher than 2p-2h  
 excitations.

$m, n$  must be  $\Rightarrow \langle \Phi_0 | V_N R^{(0)}(m) V_N R^{(0)}(n) V_N | \Phi_0 \rangle$

We need to go to higher orders to see 3p-3h  
 and other higher-order terms.

**The remaining pages are taken directly from the lecture notes for CEM 993 class on “Algebraic and Diagrammatic Methods for Many-Fermion Systems,” taught by Piotr Piecuch at Michigan State University. The page numbers are consecutive, but they do not continue from the last page number in the preceding lecture notes prepared for the mini-course on the single-reference many-body perturbation theory offered in the College of Chemistry and Molecular Engineering of Peking University on November 12-14, 2019.**

Fourth-order MBPT energy contributions:

$$k_0^{(4)} = \langle \Phi_0 | W R^{(0)} W R^{(0)} W R^{(0)} W | \Phi_0 \rangle - \langle \Phi_0 | W R^{(0)} W | \Phi_0 \rangle \langle \Phi_0 | W R^{(0)2} W | \Phi_0 \rangle,$$

where  $W = V_N + Q_N$ .

Let us look at the purely  $V_N$  terms:

$$\langle \Phi_0 | V_N (R^{(0)} V_N)^3 | \Phi_0 \rangle \quad (\text{principal term}) - \underbrace{\langle \Phi_0 | V_N R^{(0)} V_N | \Phi_0 \rangle}_{k_0^{(2)}} \langle \Phi_0 | V_N R^{(0)2} V_N | \Phi_0 \rangle. \quad (\text{renorm. term})$$

Principal term:

Nonorient. skelets



②

⊙

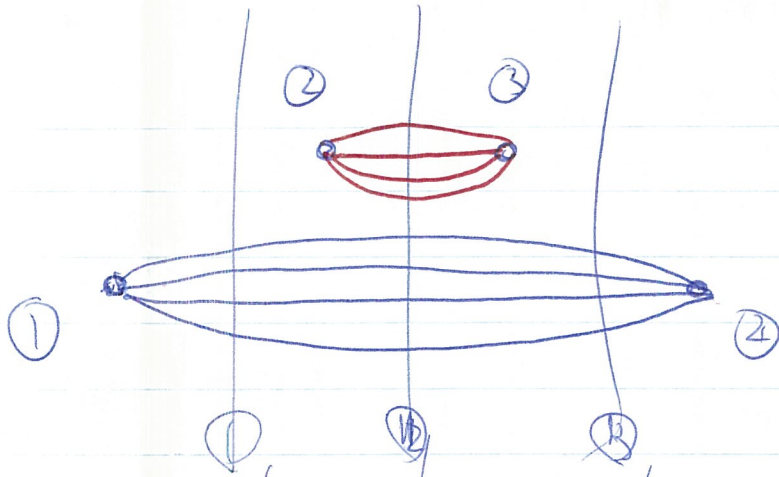
⊙

⊙

①

← we will obtain skeletons by combinatorics; 0, 1, 2, 3, 4 lines between ① and ②.

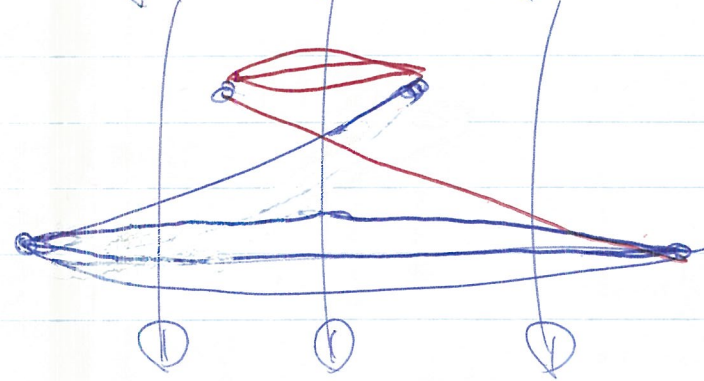
I



no lines  
between ①  
and ②  
[ 4 between ① &  
④ ]

4+0


II



[ 3 between  
① & ④ and 1  
between ① and ③ ]


3+1

III




2+2

IV



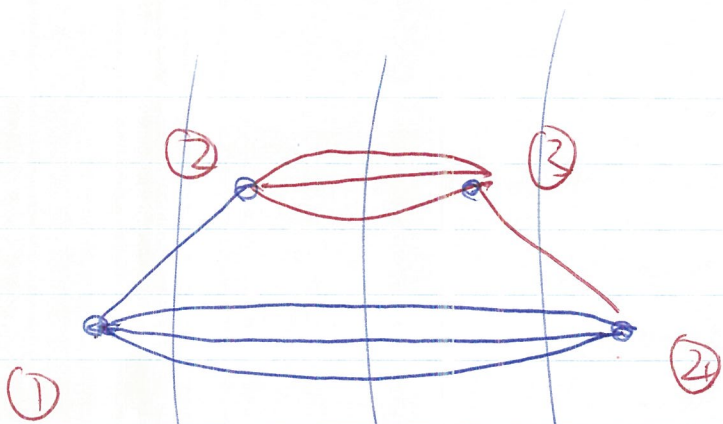
1+3

V



0+4

V




1 line  
between  
① and ②

3 between


① and ②  
[3+0]

VI




2+1

VII



1+2

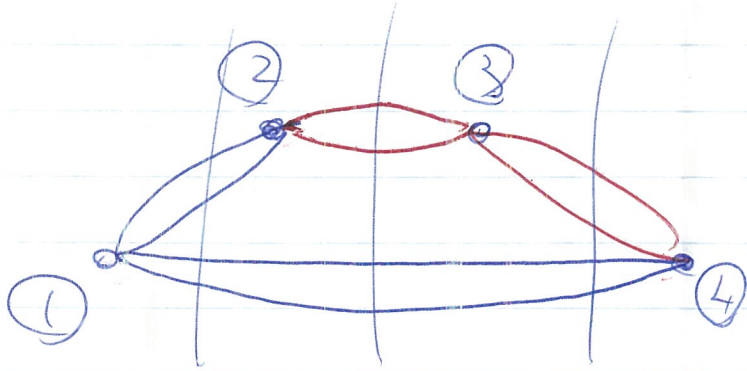
VIII



0+3

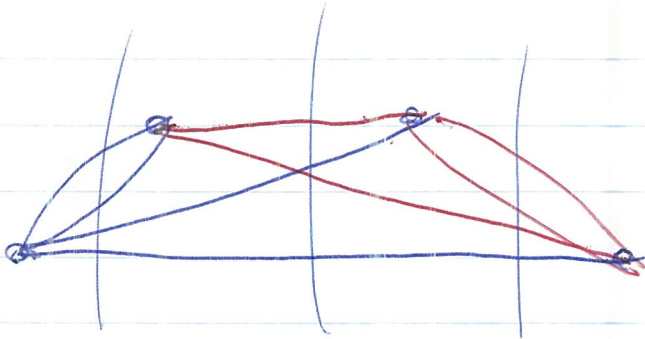
58-

XI




2 lines between ① and ②

XII

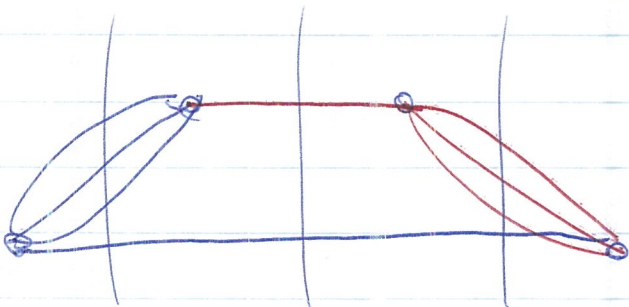


XIII

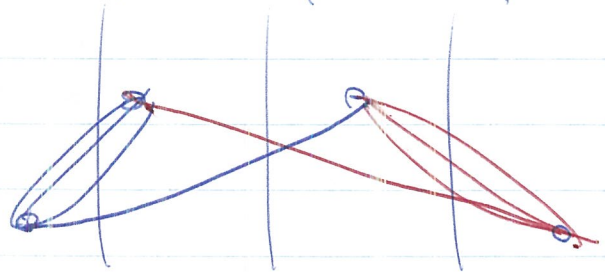


3 lines between ① and ②


XIV



XV



longerous elements. 4 lines between ① and ②



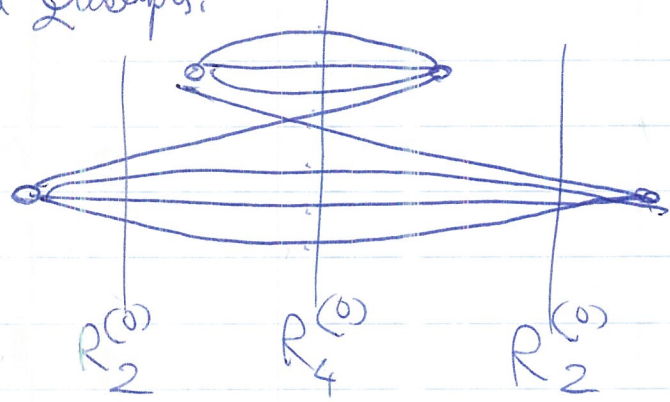


Thus, we get the following diagrams in the principal form:

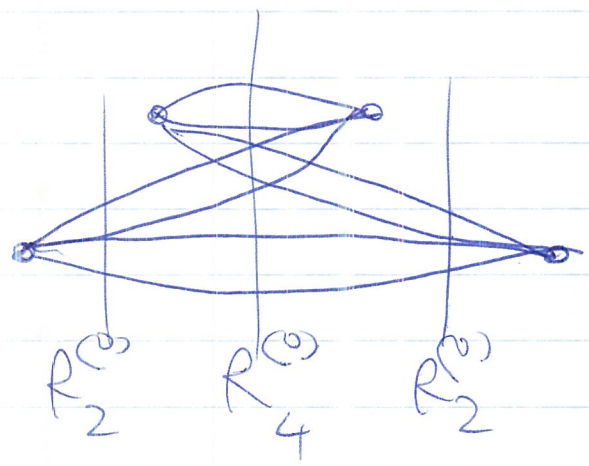
### CONNECTED DIAGRAMS:

Intermediate Quotients:

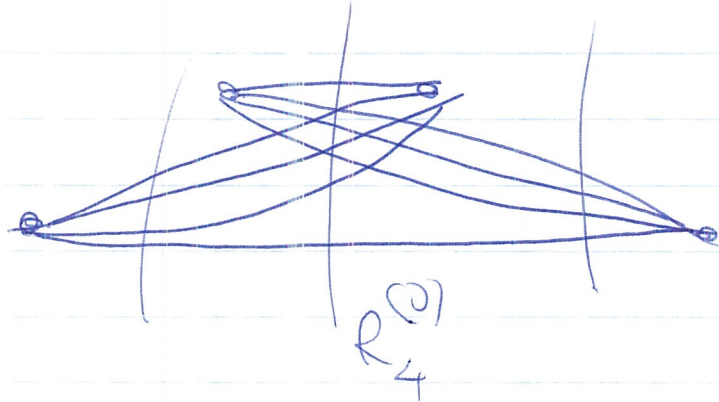
I



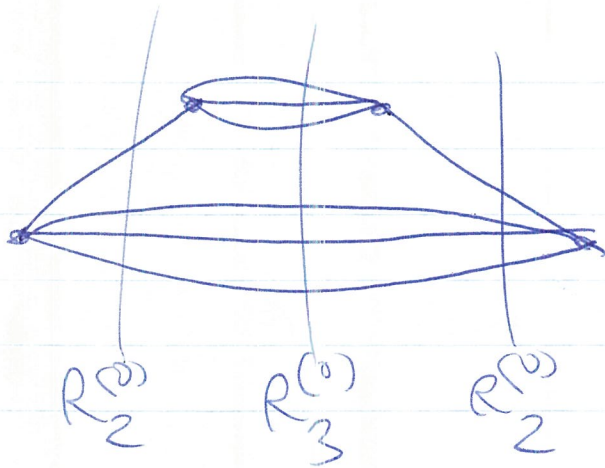
II



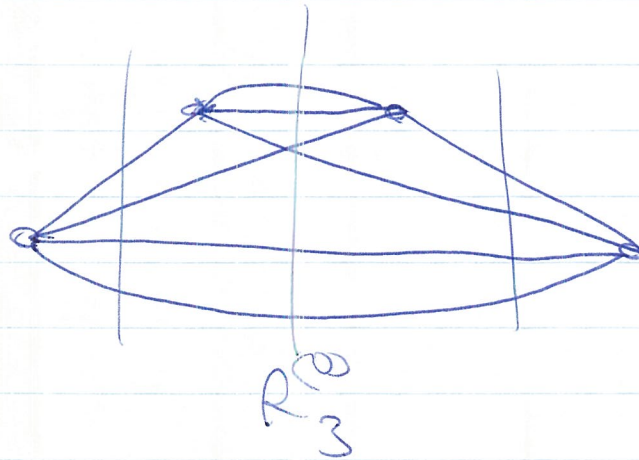
III



Intermediate  
triples

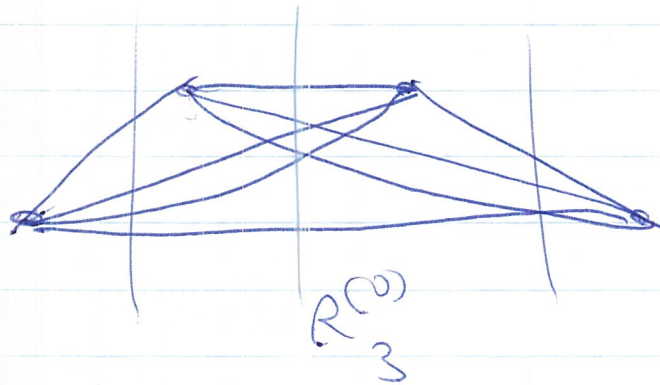


VI

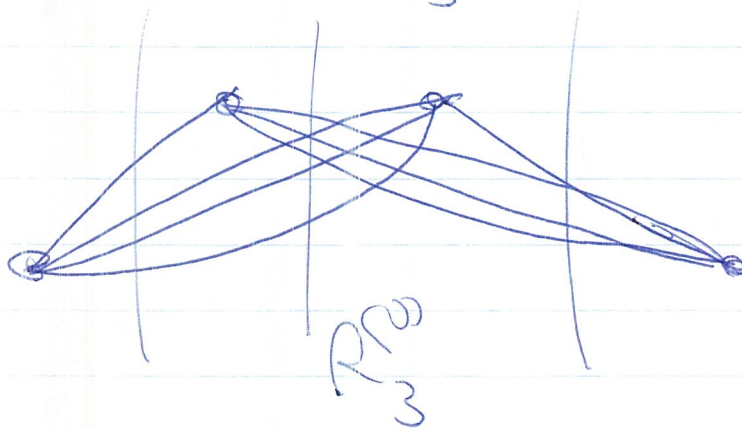


VII

VIII

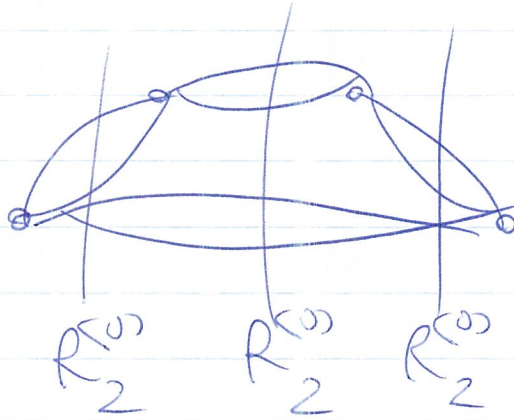


IX

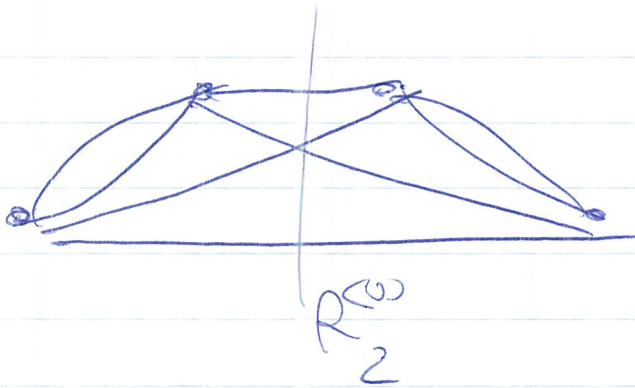


\*Intermediate doubles;

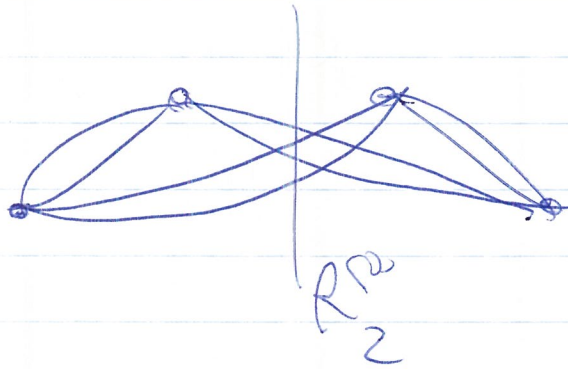
XI



XII

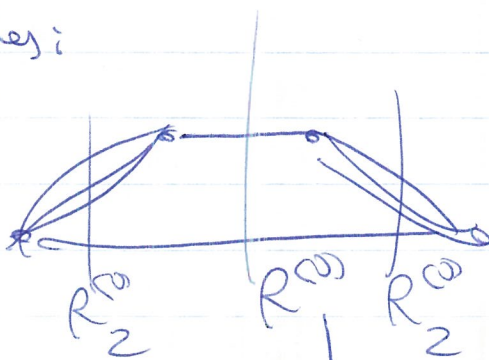


XIII



Intermediate singles;

XIV

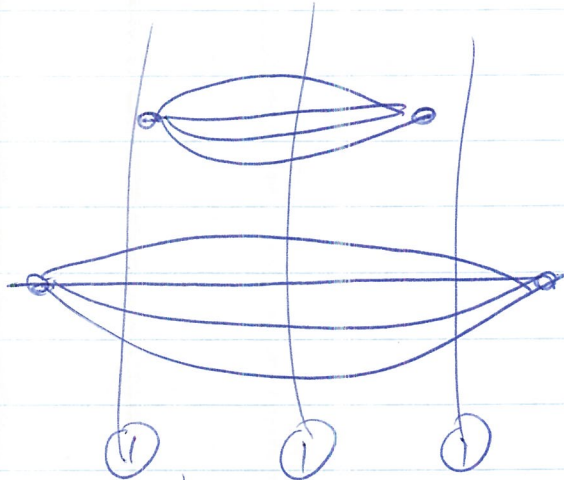


XV




DISCONNECTED D-MS in the principal form:

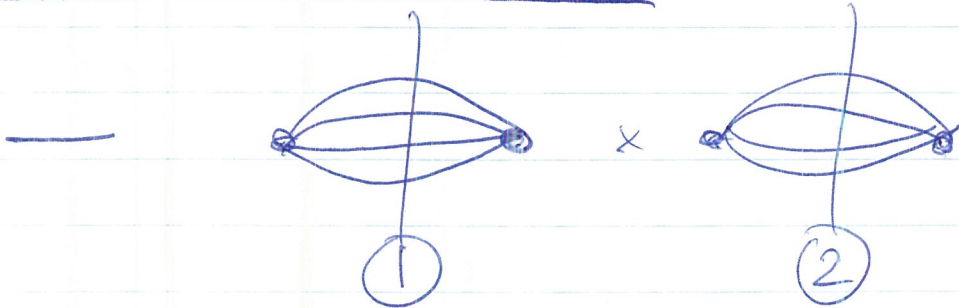
I



II




Renormalization terms:



$$\uparrow \frac{1}{k_0^{(2)}}$$


$$\uparrow \left( \frac{1}{\mathbb{R}} |V_N R^{(0)}|^2 \frac{V_N}{\mathbb{R}} \right)$$

Let us see what happens with the disconnected poles from the principal term:



$$I = \frac{N \leftarrow \text{numerator}}{b(a+b)b}$$

(summed over the relevant spin states choices)



$$II = \frac{N \leftarrow \text{the same numerator}}{a(a+b)b}$$

$$\begin{aligned}
 I + II &= \frac{N}{(a+b)b} \left( \frac{1}{a} + \frac{1}{b} \right) = \frac{N}{(a+b)b} \frac{(a+b)}{ab} \\
 &= \frac{N}{ab^2} = \underbrace{\text{Diagram 1}}_a \times \underbrace{\text{Diagram 2}}_{b^2}
 \end{aligned}$$

As we can see, the disconnected terms from the principal term cancel the renormalization terms:

$$\begin{aligned}
 K_0^{(4)} &= \langle \Phi_0 | W (R^{(0)} W)^3 | \bar{\Phi}_0 \rangle - \langle \Phi_0 | W R^{(0)} W | \bar{\Phi}_0 \rangle \\
 &\quad \times \langle \Phi_0 | W R^{(0)2} W | \bar{\Phi}_0 \rangle \\
 &= \langle \Phi_0 | \{ W (R^{(0)} W)^3 \}_C | \bar{\Phi}_0 \rangle + \\
 &\quad + \langle \Phi_0 | \{ W (R^{(0)} W)^3 \}_{DC} | \bar{\Phi}_0 \rangle \\
 &\quad - \langle \Phi_0 | W R^{(0)} W | \bar{\Phi}_0 \rangle \langle \Phi_0 | W R^{(0)2} W | \bar{\Phi}_0 \rangle
 \end{aligned}$$

$\uparrow$  connected  
 $\uparrow$  disconnected


$$\boxed{K_0^{(4)} = \langle \Phi_0 | \{ W (R^{(0)} W)^3 \}_C | \bar{\Phi}_0 \rangle}$$

This is an example of a cancellation that takes place in every order and which is summarized by the linked-cluster theorem which states that

$$k_0^{(n+1)} = \langle \Phi_0 | \{W(R^{(0)}W)^n\}_C | \Phi_0 \rangle$$

A similar cancellation occurs in the wave function contributions. To understand this cancellation in wave function corrections, let us look at a few low order contributions to  $|\Psi_0\rangle$ .

We have already analyzed  $|\Psi_0^{(1)}\rangle$ :

$$|\Psi_0^{(1)}\rangle = R^{(0)}W|\Phi_0\rangle = R^{(0)}V_N|\Phi_0\rangle + R^{(0)}Q_N|\Phi_0\rangle$$


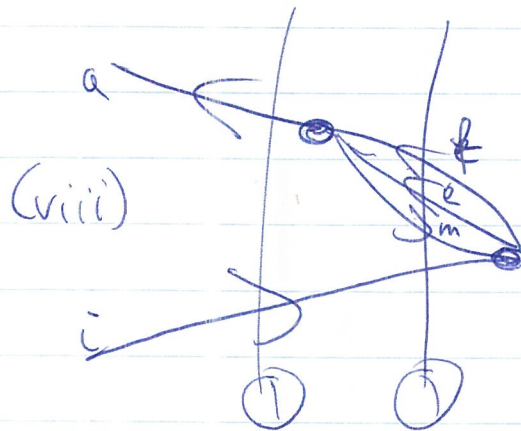
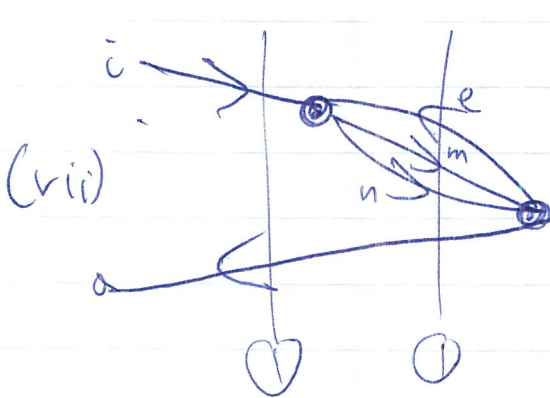
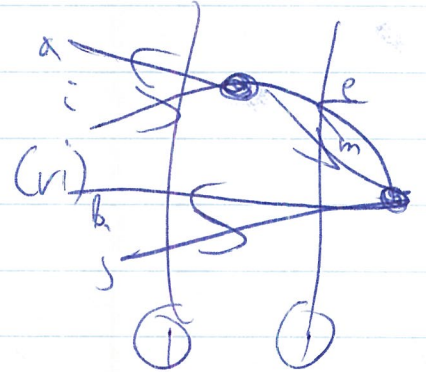
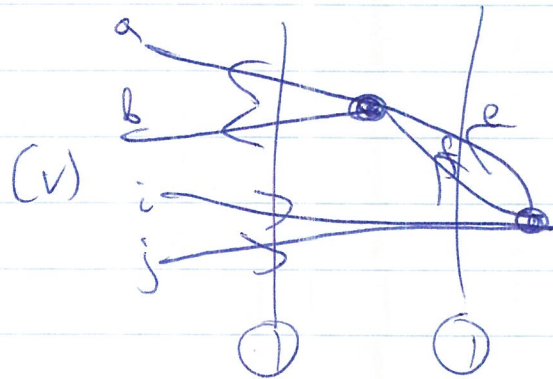
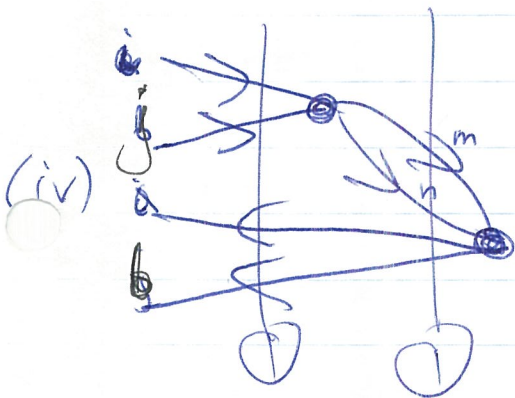
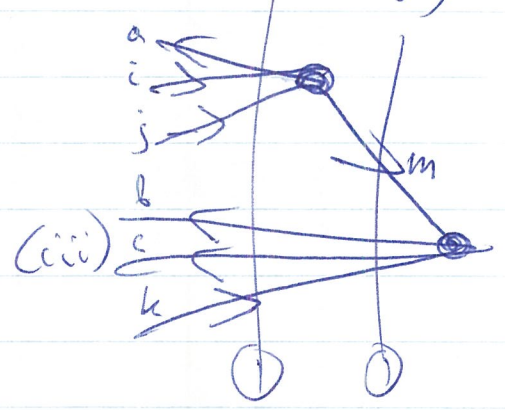
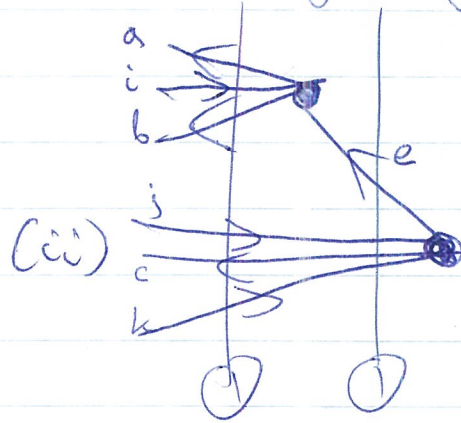
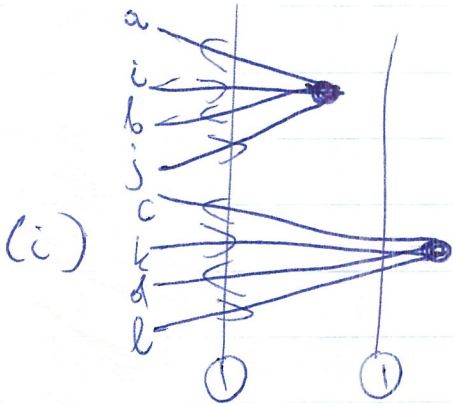
Nothing interesting happens here, both contributions to the wave function are CONNECTED.

Let us look at  $|\Psi_0^{(2)}\rangle$ :

$$|\Psi_0^{(2)}\rangle = R^{(0)}W R^{(0)}W|\Phi_0\rangle \quad (\text{there are no renormalization terms})$$

-SBC-

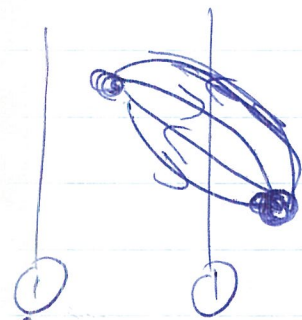
Let us analyse terms that originate from  $V_{NS}(\text{Huygenholtz})$  d-mgs



(in all d-mgs, all lines extend to the left)



Please note that we did not draw



↑ this would be a "dangerous denominator".

Clearly, we must always have some external lines in each of the wave function diagrams (because of the leftmost  $R^{(0)}$ ).

As we can see,

$$|\Psi_0^{(2)}\rangle = |\Psi_0^{(2)}(Q)\rangle + |\Psi_0^{(2)}(T)\rangle + |\Psi_0^{(2)}(D)\rangle + |\Psi_0^{(2)}(S)\rangle$$

quadruples  $|\Phi_{ijkl}^{abcd}\rangle$   
(disconnected)
triples  $|\Phi_{ijk}^{abc}\rangle$

doubles  $|\Phi_{ij}^{ab}\rangle$ 
triples  $|\Phi_{ijk}^{abc}\rangle$

Triples and quadruples contribute for the first time, in the second-order MBPT wave function. Singles contribute for the first time in  $|\Psi_0^{(2)}\rangle$  if H-F doubles are used.

Diagrams contributing to  $|\Psi_0^{(2)}\rangle$  are of the two types: connected (diagrams (ii) - (viii)) and

disconnected (arm (i)). Thus, if there is a cancellation of diagrams in the wave function, the cancellation must involve some other diagrams than just disconnected.

Well, let us look at the 3rd order:

$$|\Psi_0^{(3)}\rangle = R^{(0)}W R^{(0)}W R^{(0)}W |\Phi_0\rangle - \langle WR^{(0)}W \rangle R^{(0)2}W |\Phi_0\rangle$$

Again, let us focus on the contributions originating from  $V_N$  terms; we will draw skeletons only:

$$\underline{\underline{(R^{(0)}V_N)^3 |\Phi_0\rangle \text{ TERM (principal term)}}}$$

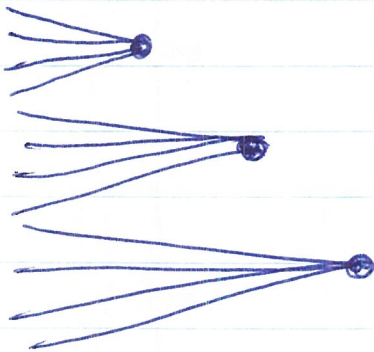

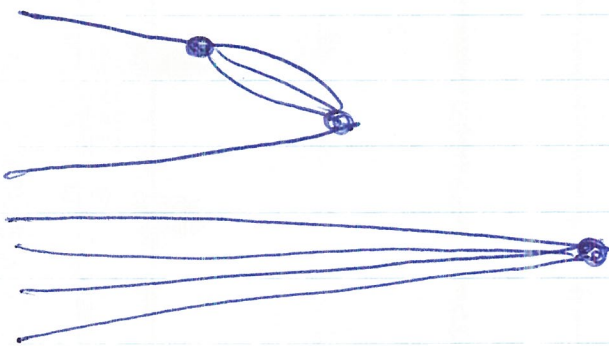
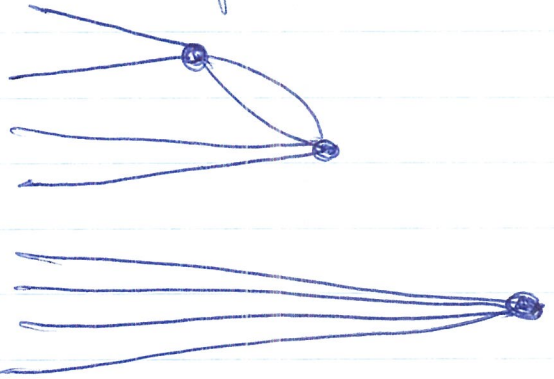
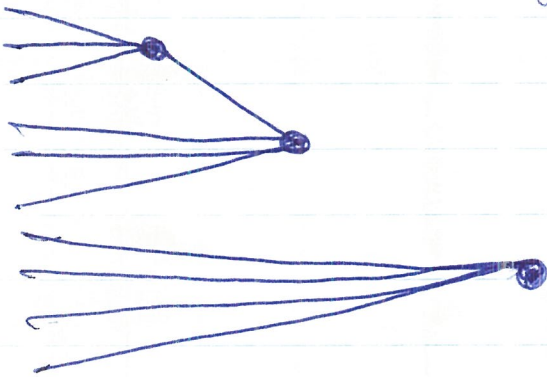



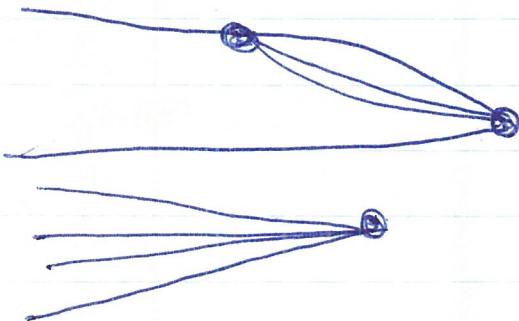
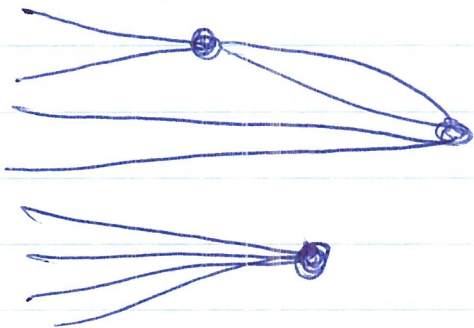
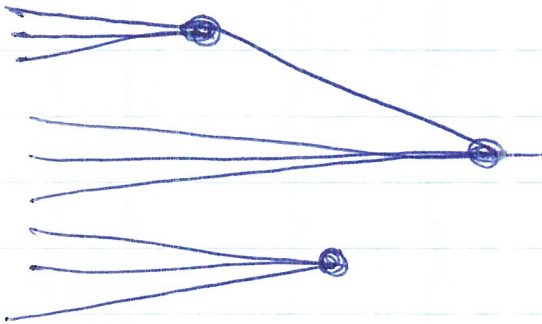
Diagram with 3 connected parts



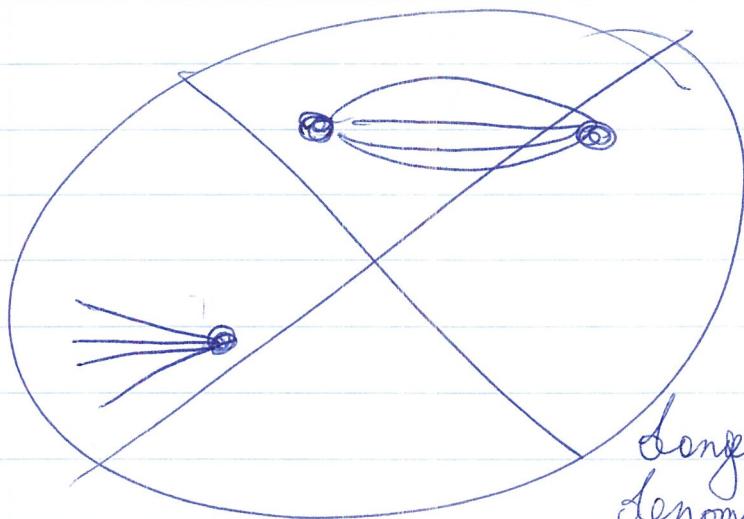
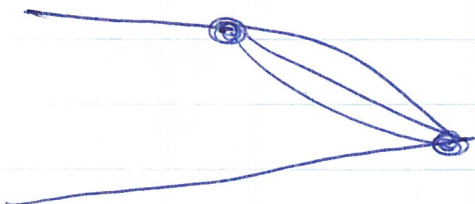
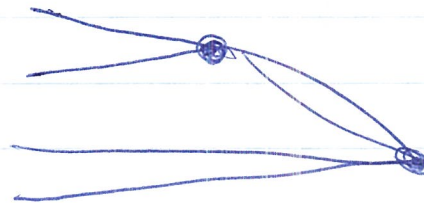

563-  
 diagrams with 2 connected parts (I & II connected)



(I & III connected)



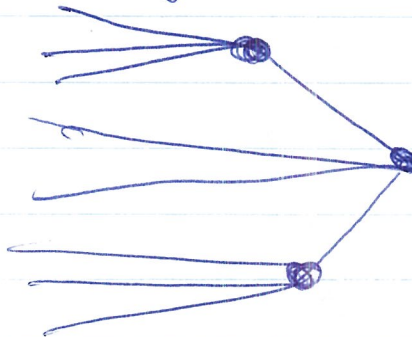
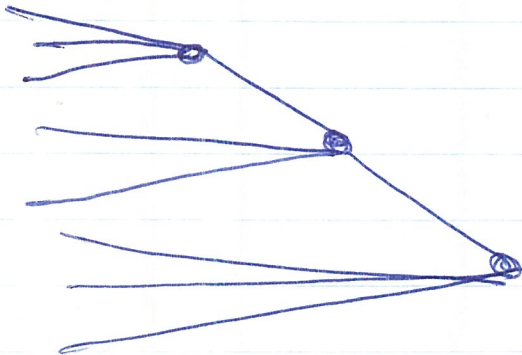
(II and III connected)

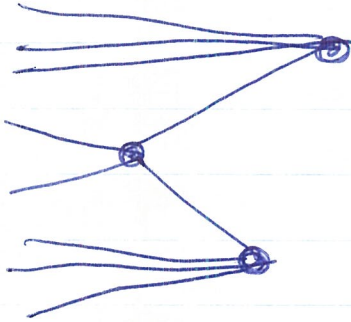


longer  
denominator

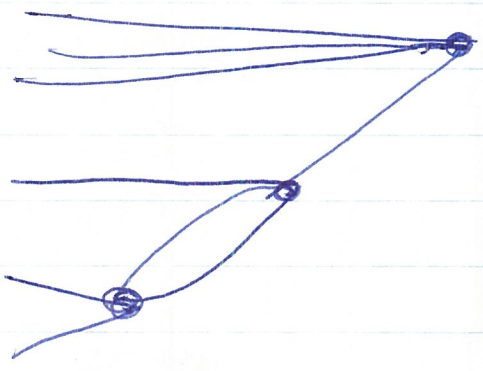
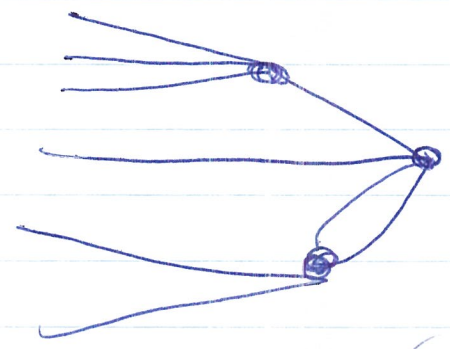
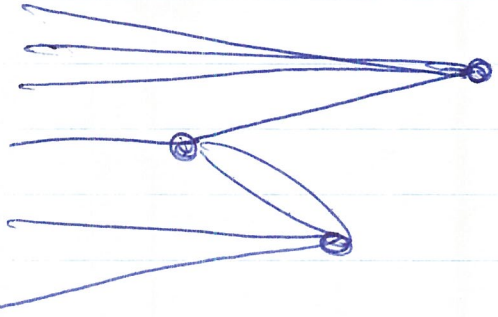
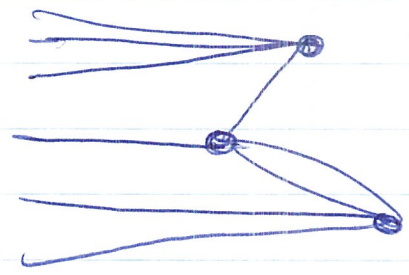
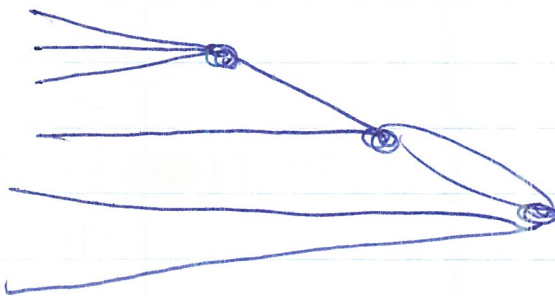
---

diagrams with one connected part  
(connected diagrams)

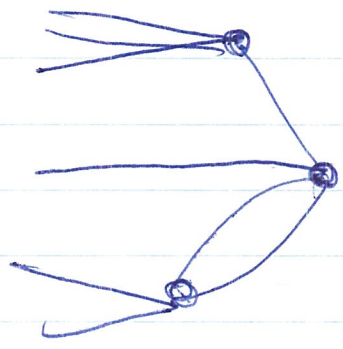




(time versions of the 2nd level)



(time versions of the second level)




etc.


disconnected


Please notice the presence of two diagrams, which contain the closed vacuum <sup>west lines</sup>

Component among diagrams forming  $(R^{(0)} H^3 / \mathbb{Q})$ :



These two diagrams are two time versions of the first kernel obtained from



(The third time version:  is excluded, since it would lead to a dangerous denominator.


The above two diagrams are examples of the UNLINKED diagrams: In general, a disconnected diagram that has at least one disconnected vacuum component is called UNLINKED.

LINKED diagrams have no disconnected vacuum parts.


We have the following classification of diagrams:

CONNECTED

DISCONNECTED





LINKED



LINKED



UNLINKED



CONNECTED → LINKED


DISCONNECTED → UNLINKED

Any unlinked diagram is, by definition, disconnected. However, a linked diagram can be connected or disconnected.

We can write (analogous to the  $|\Psi_0^{(3)}\rangle$  case):

$$\begin{aligned}
 |\Psi_0^{(3)}\rangle = & \left\{ (R^{(0)}W)^3 \right\}_C |\Phi_0\rangle \\
 & + \left\{ (R^{(0)}W)^3 \right\}_{\substack{DC, L \\ \text{disconnect, linked}}} |\Phi_0\rangle \\
 & + \left\{ (R^{(0)}W)^3 \right\}_{\substack{UL \\ \text{unlinked}}} |\Phi_0\rangle \\
 & - \left\{ \langle \Phi_0 | WR^{(0)}W | \Phi_0 \rangle R^{(0)2} W | \Phi_0 \rangle \right\}_{\text{renorm. term}}
 \end{aligned}$$

$\left. \begin{array}{l} \text{---} \\ \text{---} \\ \text{---} \end{array} \right\} \text{LINKED}$   
 $\left. \begin{array}{l} \text{---} \\ \text{---} \end{array} \right\} \text{principal term}$

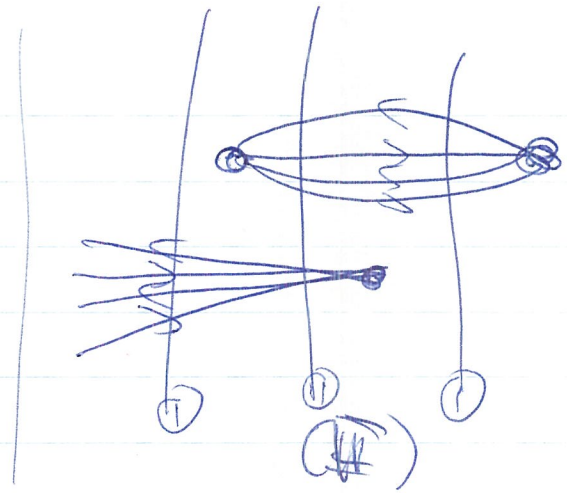
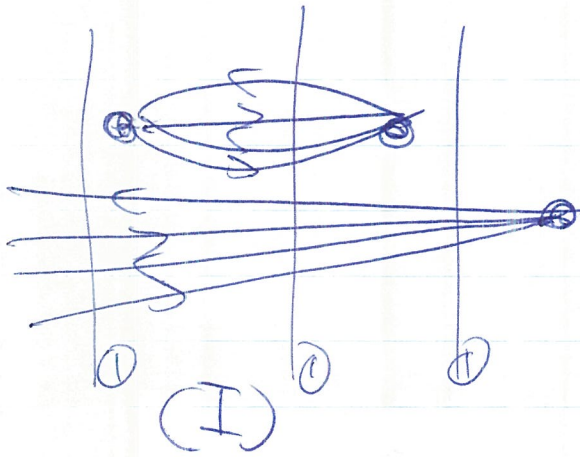
The  $\left\{ (R^{(0)}W)^3 \right\}_{UL} |\Phi_0\rangle$  part is represented by two time versions of the jet level countergraph 

vacuum part:



→ 575

$\left. \begin{matrix} a \\ b \end{matrix} \right\}$



$$(I) = \frac{N}{b(a+b)b}$$

$$(II) = \frac{N}{b(a+b)a}$$

↕ (summed over the relevant spin-orbital labels).

[N is the numerator, i.e. the product of the  $v$  matrix elements and  $Y^+$  operators corresponding to external lines, signs, and weight factors]

$$\{(R^{(0)H})^3\}_{\text{ex}} |\Phi_0\rangle = \frac{N}{b(a+b)b} + \frac{N}{b(a+b)a}$$

$$= \frac{N}{b(a+b)} \left( \frac{1}{b} + \frac{1}{a} \right) = \frac{N}{b(a+b)} \frac{a+b}{ab}$$

$$= \frac{N}{ab^2} = a \left\{ \text{Diagram (I)} \right\} \times \left\{ \text{Diagram (II)} \right\} b$$

$$= \langle \Phi_0 | W R^{(0)} W | \Phi_0 \rangle \cancel{R^{(0)} W} | \Phi_0 \rangle.$$

Thus, the unlinked part of  $|\Psi_0^{(3)}\rangle$  cancels the renormalization term and we obtain:

$$|\Psi_0^{(3)}\rangle = \{ (R^{(0)} W)^3 \}_C |\Phi_0\rangle$$

$$+ \{ (R^{(0)} W)^3 \}_{DC} |\Phi_0\rangle \equiv \{ (R^{(0)} W)^3 \}_L |\Phi_0\rangle$$

↑  
linked

A very similar cancellation of unlinked principal and renormalization terms takes place in every order,

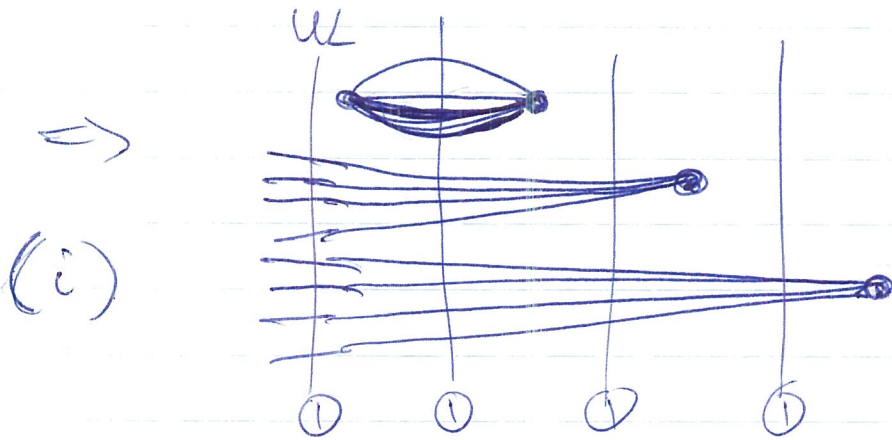
$$|\Psi_0^{(n)}\rangle = \{ (R^{(0)} W)^n \}_L |\Phi_0\rangle,$$

↑ only linked diagrams

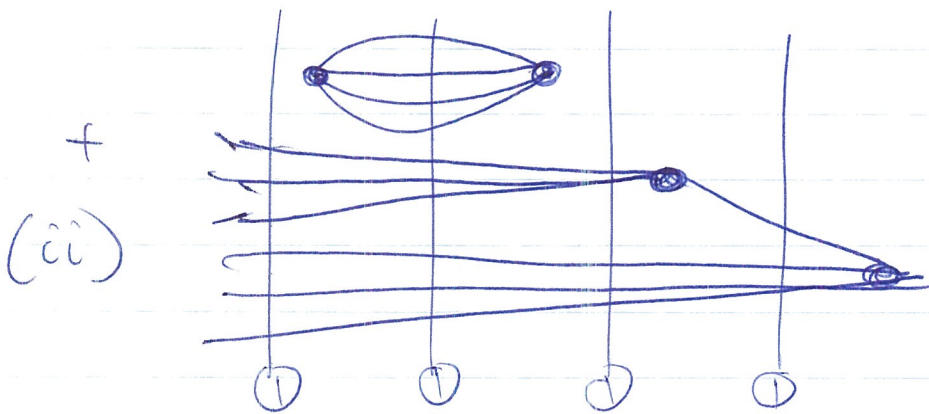
For example, in the 4th order, the unlinked principal terms are:

-577-

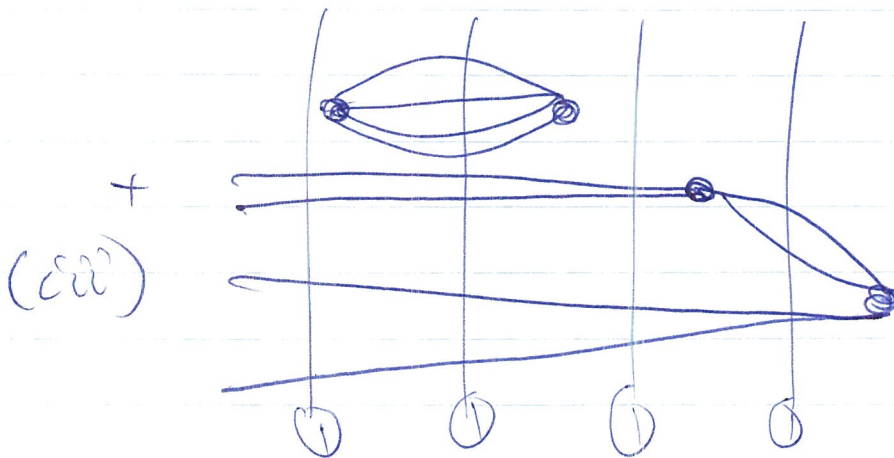
$$\{R^{(0)}W\}^4 |\Phi_0\rangle \Rightarrow$$



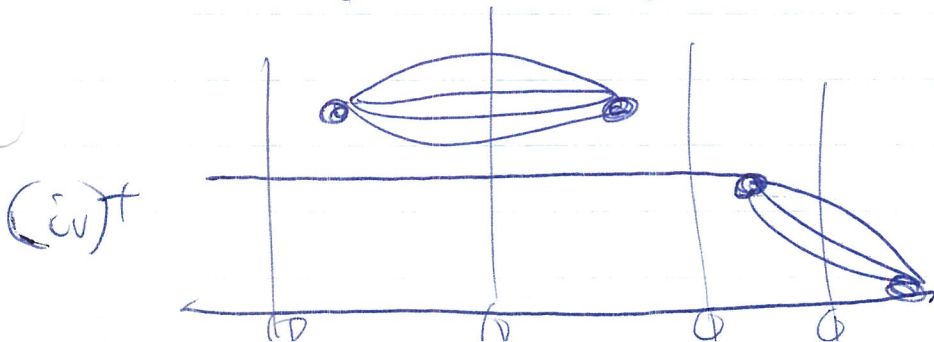
+ time versions of the 1st level



+ time versions of the 1st level



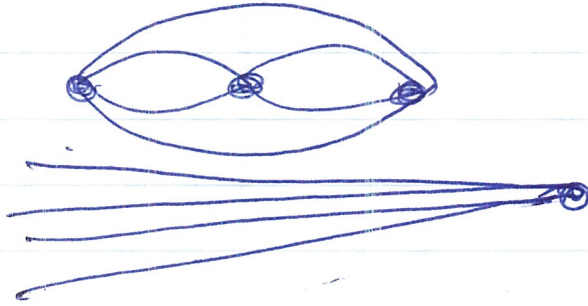
+ time versions of the 1st level



+ time versions of the 1st level

U

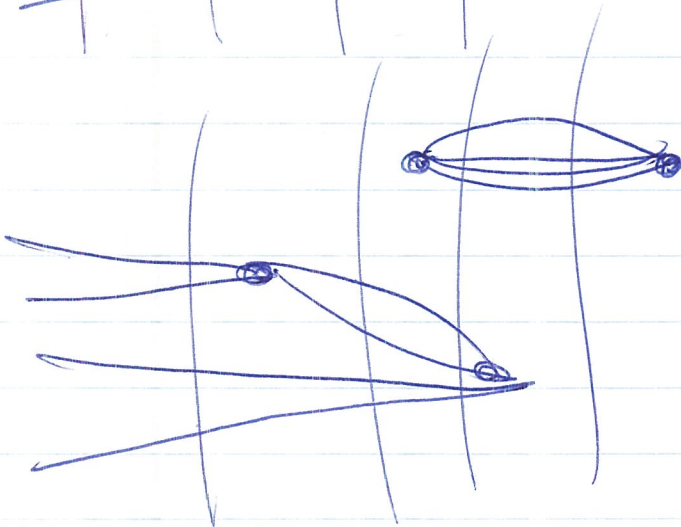


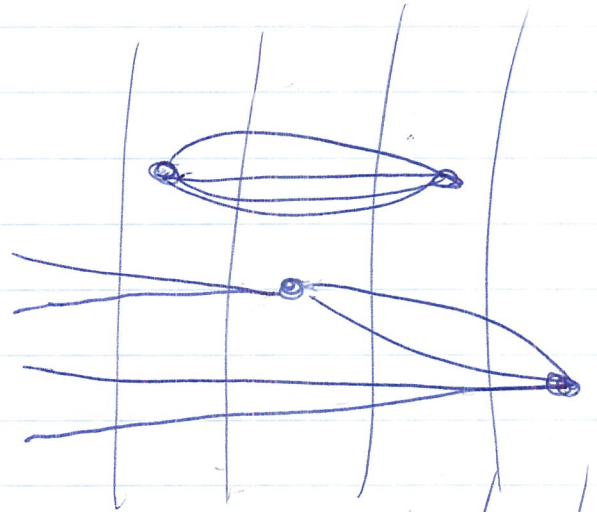
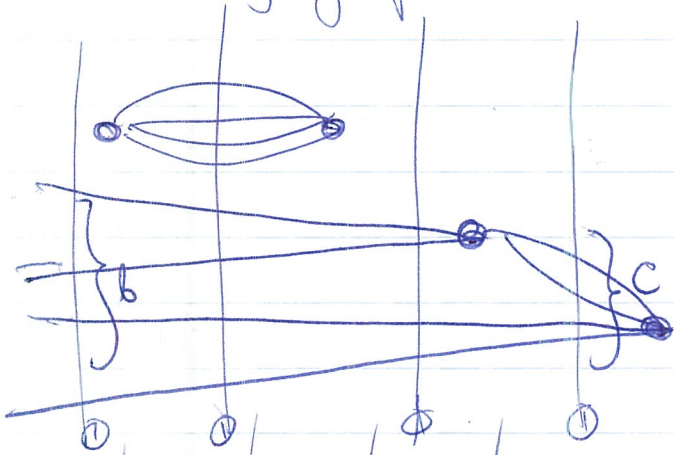
(v) +



+ fine versions of the 1st lens

Let us try group (iii):

9/8



||

$$\begin{aligned}
 &= \frac{N}{b(a+b)bc} + \frac{N}{b(a+b)(a+c)c} + \frac{N}{b(a+b)(a+c)d} \\
 &+ \frac{N}{bc(a+c)c} + \frac{N}{bc(a+c)a} =
 \end{aligned}$$

$$= \frac{N}{b(a+b)bc} + \frac{N}{b(a+b)(a+c)} \left( \frac{1}{c} + \frac{1}{a} \right)$$

$$+ \frac{N}{bc(a+c)} \left( \frac{1}{c} + \frac{1}{a} \right) =$$

$$= \frac{N}{b(a+b)bc} + \frac{N}{b(a+b)\cancel{(a+c)}} \frac{\cancel{(a+c)}}{ac}$$

$$+ \frac{N}{bc\cancel{(a+c)}} \frac{\cancel{(a+c)}}{ac} =$$

$$= \frac{N}{b(a+b)bc} \iff \frac{N}{b(a+b)ac} + \frac{N}{abc^2}$$

$$= \frac{N}{b(a+b)c} \left( \frac{1}{b} + \frac{1}{a} \right) + \frac{N}{abc^2}$$

$$= \frac{N}{b\cancel{(a+b)}c} \frac{\cancel{(a+b)}}{ab} + \frac{N}{abc^2}$$

$$= \frac{N}{ab^2c} + \frac{N}{abc^2} =$$

$$= \text{Diagram (a)} \times \left( \text{Diagram (b)} + \text{Diagram (c)} \right)$$

Diagram (a) shows two nodes connected by three arcs, with a vertical line below the left node labeled (1).  
 Diagram (b) shows two nodes connected by three arcs, with a vertical line below the left node labeled (2) and a vertical line below the right node labeled (1).  
 Diagram (c) shows two nodes connected by three arcs, with a vertical line below the left node labeled (1) and a vertical line below the right node labeled (2).

By continuing a similar analysis for the remaining  $U_2$  terms, we obtain:

$$\left\{ (R^{(0)} W) \right\}_{U_2} \left| \begin{matrix} 4 \\ 0 \end{matrix} \right\rangle = \text{Diagram (a)} \times \left\{ \begin{array}{l} \text{Diagram (b)} \\ \text{Diagram (c)} \\ \text{Diagram (d)} \\ \text{Diagram (e)} \\ \text{Diagram (f)} \\ \text{Diagram (g)} \\ \text{Diagram (h)} \\ \text{Diagram (i)} \\ \text{Diagram (j)} \end{array} \right\}$$

The diagrams in the set are variations of the two-node structure with different arc configurations and vertical line labels (1) and (2) below the nodes.

$$= \langle WR^{(0)}W \rangle [R^{(0)2}WR^{(0)}W|\Phi_0\rangle + R^{(0)}WR^{(0)2}W|\Phi_0\rangle]$$

$$+ \langle WR^{(0)}WR^{(0)}W \rangle R^{(0)2}W|\Phi_0\rangle$$

$$= \text{renormalization terms in } |\Psi_0^{(4)}\rangle$$

Thus, again,

$$|\Psi_0^{(4)}\rangle = \{ (R^{(0)}W)^4 \} |\Phi_0\rangle$$

Please note that in order for the above cancellations to take place, we must assume that all labels in the diagrams correspond to unrestricted summations. Indeed,

$$\{ (R^{(0)}W)^3 \} |\Phi_0\rangle = \sum_{\dots i, j, \dots} \left( \begin{array}{c} \text{diagram 1} \\ \text{diagram 2} \end{array} \right)$$

$$= \sum_{\dots i, j, \dots} \begin{array}{c} \text{diagram 3} \\ \text{diagram 4} \end{array} = \left( \sum_{\dots i, \dots} \text{diagram 5} \right) \sum_{\dots j, \dots} \text{diagram 6}$$

$\{ (R^{(0)}W)^3 \}$  Calli's Calli's  
 Ah car



583-

The renormalization term  $-\langle W R^{\infty} W \rangle R^{\infty} W | \Phi \rangle$ .

These summations are unrestricted, since we replaced the original formula for  $R^{(0)}$ ,

$$R^{(0)} = \sum_{n=1}^N R_n^{(0)}$$

$$R_n^{(0)} = \sum_{\substack{\text{restricted} \\ i_1 \neq i_2 \neq \dots \neq i_n \\ a_1 \neq a_2 \neq \dots \neq a_n}} \frac{|\Phi_{i_1 \dots i_n}^{a_1 \dots a_n}\rangle \langle \Phi_{i_1 \dots i_n}^{a_1 \dots a_n}|}{\cancel{\delta_{i_1 \dots i_n}^{a_1 \dots a_n}}}$$

by

$$R_n^{(0)} = \left(\frac{1}{n!}\right)^2 \sum_{\substack{\text{unrestricted} \\ i_1 \text{ can be } i_2, \text{ etc.}}} \frac{|\Phi_{i_1 \dots i_n}^{a_1 \dots a_n}\rangle \langle \Phi_{i_1 \dots i_n}^{a_1 \dots a_n}|}{\cancel{\delta_{i_1 \dots i_n}^{a_1 \dots a_n}}}$$

Clearly, all terms with  $i_1 = i_2$  or  $i_1 = i_3$ , etc., in  $R^{(0)}$  vanish, but when we form more complicated quantities using diagrams they will contribute (although, mutually cancel out in the final diagrams).

Suppose, we used

$$R_n^{(0)} = \left(\frac{1}{n!}\right)^2 \sum_{\substack{i_1 \neq \dots \neq i_n \\ a_1 \neq \dots \neq a_n}} \frac{|\Phi_{i_1 \dots i_n}^{a_1 \dots a_n}\rangle \langle \Phi_{i_1 \dots i_n}^{a_1 \dots a_n}|}{\cancel{\delta_{i_1 \dots i_n}^{a_1 \dots a_n}}}$$

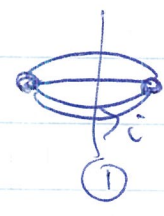

In the third order, we would get

§84.

$$\begin{aligned}
 & \left\{ (R^{(0)}W)^3 \right\}_{\substack{\text{all} \\ \text{EPV}}} | \Phi_0 \rangle = \sum_{i \neq j} \left( \text{diagram 1} + \text{diagram 2} \right) \\
 & \quad \text{diagram 1: } \left( \begin{array}{c} \text{loop } i \\ \text{lines } j \end{array} \right) + \left( \begin{array}{c} \text{loop } j \\ \text{lines } i \end{array} \right) \\
 & \quad \text{diagram 2: } \left( \begin{array}{c} \text{loop } i \\ \text{lines } i \end{array} \right) + \left( \begin{array}{c} \text{loop } j \\ \text{lines } j \end{array} \right) \\
 & \quad \text{diagram 3: } \left( \begin{array}{c} \text{loop } i \\ \text{lines } j \end{array} \right) + \left( \begin{array}{c} \text{loop } j \\ \text{lines } i \end{array} \right) \quad \left( \leftarrow \text{EPV terms} \right)
 \end{aligned}$$

$$= \langle WR^{(0)}W \rangle R^{(0)2}W | \Phi_0 \rangle -$$

$$- \sum_{i \dots} \text{diagram 1} \times \text{diagram 2}, \text{ so that}$$

$$| \Psi_0^{(3)} \rangle = \left\{ (R^{(0)}W)^3 \right\}_{i \neq j} | \Phi_0 \rangle + \left\{ (R^{(0)}W)^3 \right\}_{\text{all } (i \neq j)} | \Phi_0 \rangle$$

$$- \langle WR^{(0)}W \rangle R^{(0)2}W | \Phi_0 \rangle$$

$$= \left\{ (R^{(0)}W)^3 \right\}_{i \neq j} | \Phi_0 \rangle = \sum_{i \dots} \text{diagram 1} + \text{diagram 2}$$




unlinked EW  
 ↓

The latter term is unlinked and is left uncancelled, since we restricted the summation.



By adding the  $i=j$  terms <sup>back</sup> to the term

$$\left\{ (R^{\otimes 3} W)^3 \right\}_{\langle i \neq j \rangle} |\Phi_0\rangle$$

We can immediately eliminate the unlinked  $\sum_{i=1}^3$  term. Instead, by


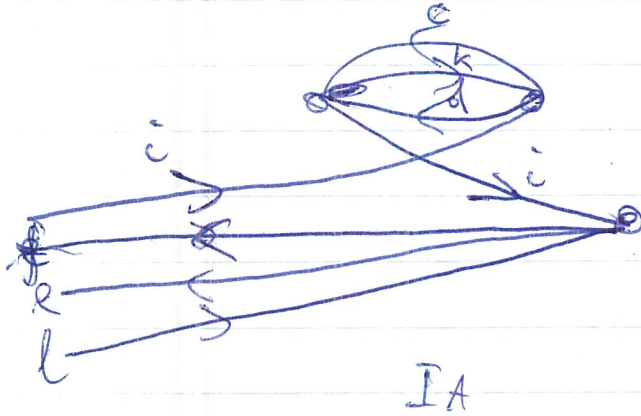
adding <sup>(and subtracting)</sup>  $\left\{ (R^{\otimes 3} W)^3 \right\}_{\langle i=j \rangle} |\Phi_0\rangle$  to  $|\Psi_0^{(3)}\rangle$ , we obtain:

$$|\Psi_0^{(3)}\rangle = \underbrace{\left\{ (R^{\otimes 3} W)^3 \right\}_{\langle \text{all} \rangle} |\Phi_0\rangle}_{\text{all}} - \left\{ (R^{\otimes 3} W)^3 \right\}_{\langle i=j \rangle} |\Phi_0\rangle$$

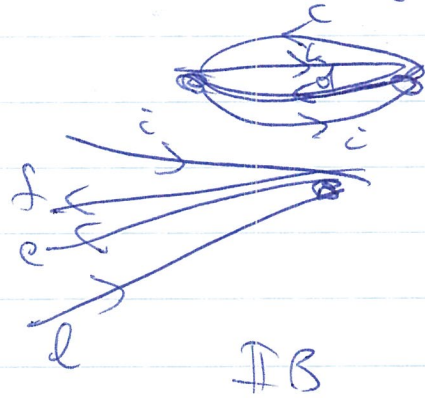



-586-

$\{(R^{\otimes 3} W)^3\}_{L(i=j)}(\mathbb{P}_0)$  contains

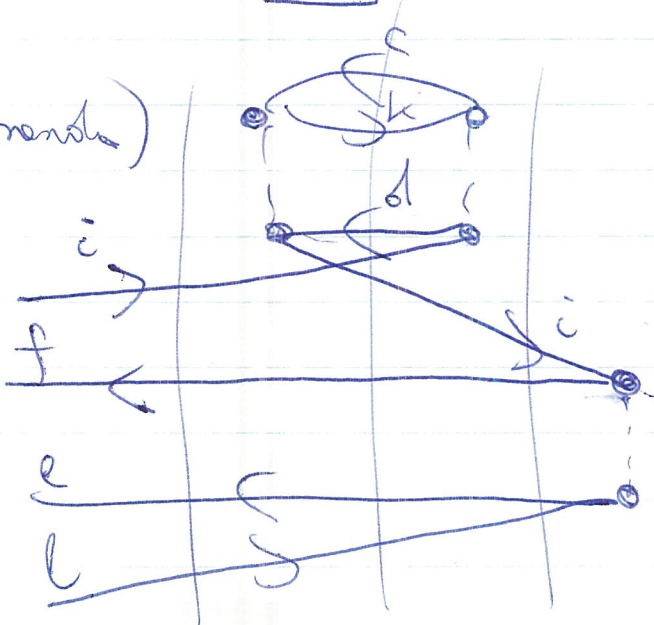


These terms cancel unlinked renormalization  $i=j$  terms?



Instead, IA is

(Bremsstrahlung)



$$-\frac{1}{4} \sum_{cd, ef, k, l, i} \langle ef | \hat{o} | li \rangle_A \langle cd | \hat{o} | ki \rangle_A$$

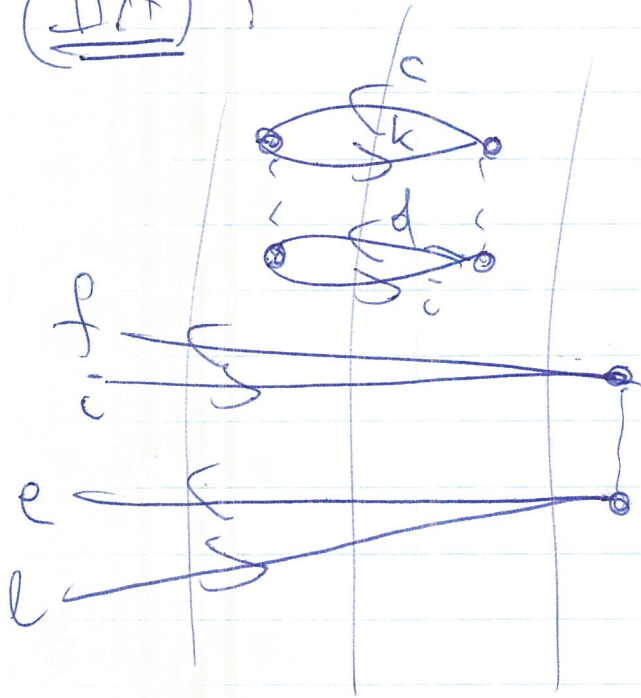
$$\times \langle ki | \hat{o} | cd \rangle_A$$

$$\times \Delta^{(1)}(i, l; ef)$$

$$\times \Delta^{(1)}(i, k, l; cd, ef)$$

$$\times \Delta^{(1)}(i, l; ef)$$

(IIA)



$$\frac{1}{4} \sum_{cdefkl} \langle ef|\hat{\sigma}|lc\rangle_A \times \langle cd|\hat{\sigma}|ki\rangle_A \langle ki|\hat{\sigma}|df\rangle_A$$

$$\times \Delta^{(1)}(i,l;ef) \Delta^{(1)}(i,k,l; c,d,ef) \Delta^{(1)}(i,l;ef)$$

Thus,

$$(IA) + (IIA) = 0.$$

Similarly,

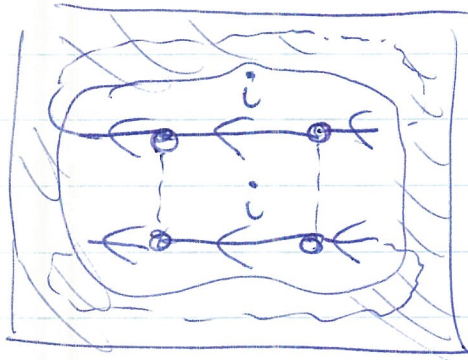
$$(IB) + (IIB) = 0.$$

Thus, after adding and subtracting the crossed  $i=j$  terms,

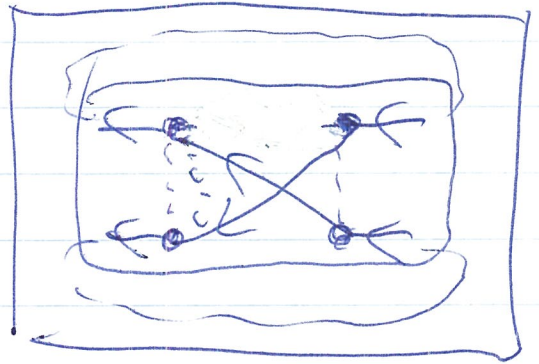
$$|\Phi_0^{(3)}\rangle = \{ (R \leftrightarrow W)^3 \} |\Phi_0\rangle.$$

This example illustrates the need for consistently the so-called exclusion principle (EPV) diagrams, in which a given spin-orbit state is occupied more than once (we have two identically labeled hole or particle lines).

In general, the EPV terms cancel out.  
Schematically,



EPV d-m



another EPV d-m  
(number of loops changes before here)

Clearly, the above diagrams cancel out. They do not have to vanish, but once all of the diagrams <sup>in the principal renorm. part</sup> including EPV, are considered, EPV terms mutually cancel out.

In some cases, EPV diagrams that cancel out are in the principal part. However, there are cases where one of the two EPV diagrams that cancel out is linked and another is unlinked.

In the above example, Diagram (IA) is linked, EPV diagram (II A) is unlinked. Yet, they cancel out. If we did not allow the EPV terms, the above cancellations of unlinked principal and renormalization terms would not be complete. Thus, the linked cluster theorem will have a form:

Q3.

$$|\Psi_0^{(n)}\rangle = \sum_{\substack{\text{including EPV} \\ \text{including EPV}}} \left\{ (R^{(0)}W)^n \right\} |\Phi_0\rangle$$

The unlinked terms including EPV diagrams cancel out. ~~Other~~ statements, such as:

$$|\Psi_0^{(n)}\rangle = \sum_{\text{no EPV}} \left\{ (R^{(0)}W)^n \right\} |\Phi_0\rangle$$

are not true.

# 6.7. Factorization Lemma

and the connected cluster theorem

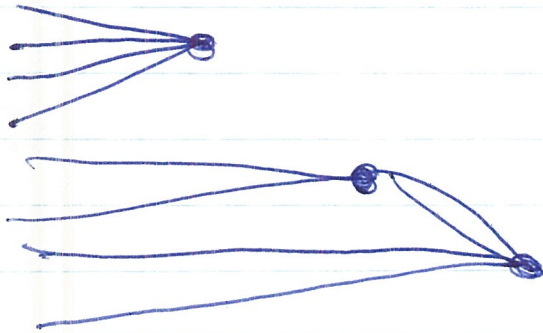
Before proving the linked diagram (cluster) theorem, we have to prove the so-called Factorization Lemma (following the work of Franks and Mills). This Lemma allows to factorize the disconnected, but linked diagrams, a factorization appearing in the proof of the linked cluster theorem. These diagrams are obtained in the ~~Let us illustrate the factorization lemma by a few examples.~~

~~Suppose we have a~~ proof of the linked cluster theorem by removing the leftmost interaction vertex from the vacuum part of the unlinked diagrams having precisely one vacuum part.



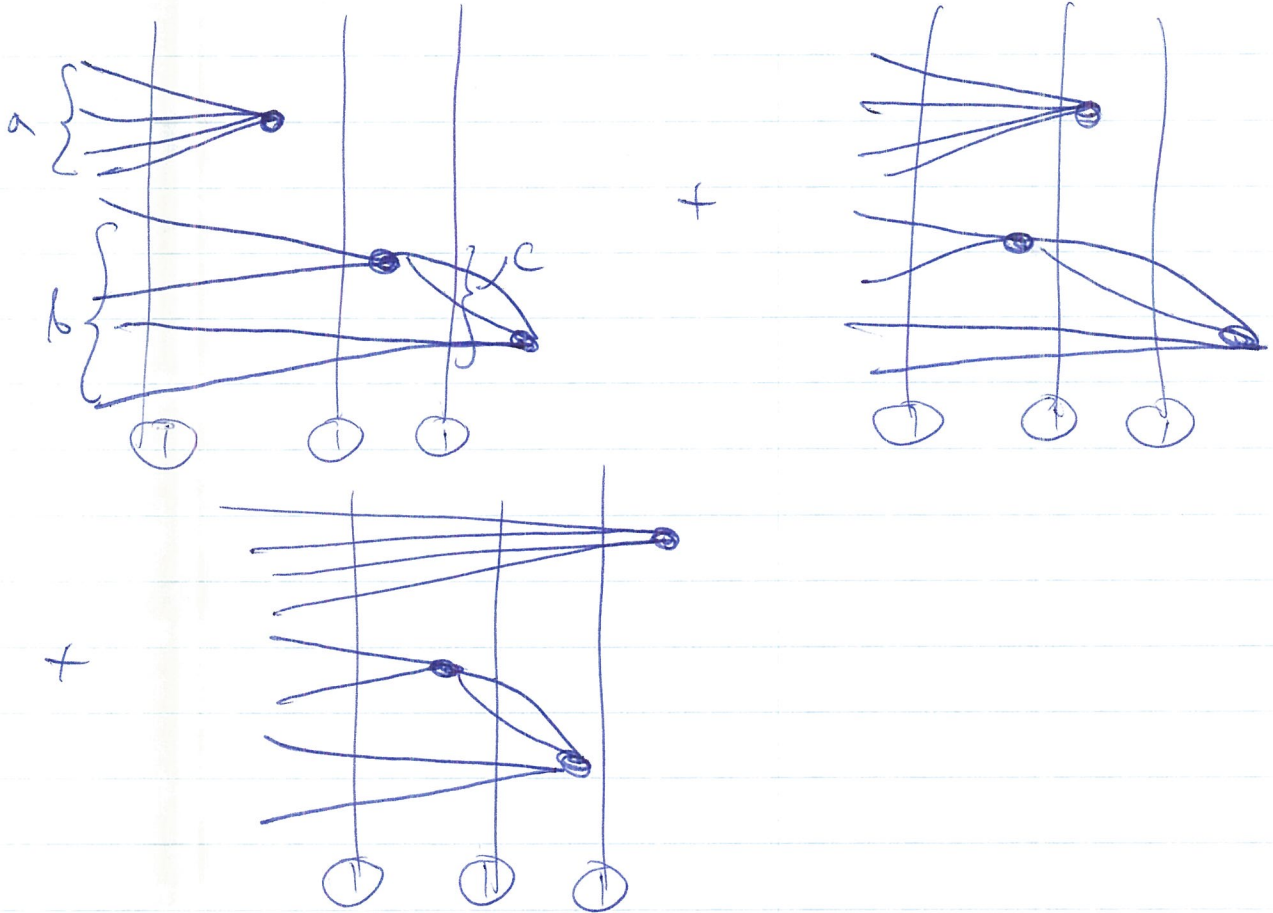
Let us illustrate the Factorization Lemma by a few examples:

- ⊙ disconnected linked diagrams having nonequivalent connected components:



+ nonequivalent all these vertices of the first kind





$$\frac{N}{(a+b)bc} + \frac{N}{(a+b)(a+c)c} + \frac{N}{(a+b)(a+c)a}$$

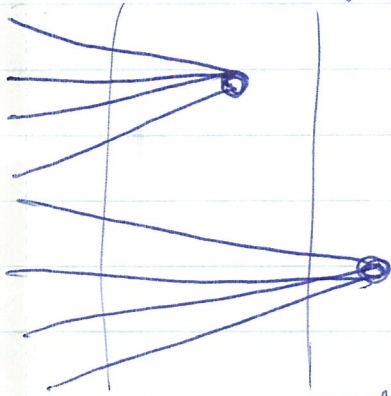
$$= \frac{N}{(a+b)bc} + \frac{N}{(a+b)(a+c)} \left( \frac{1}{a} + \frac{1}{c} \right)$$

$$= \frac{N}{(a+b)bc} + \frac{N}{(a+b)ac} = \frac{N}{(a+b)c} \left( \frac{1}{b} + \frac{1}{a} \right)$$

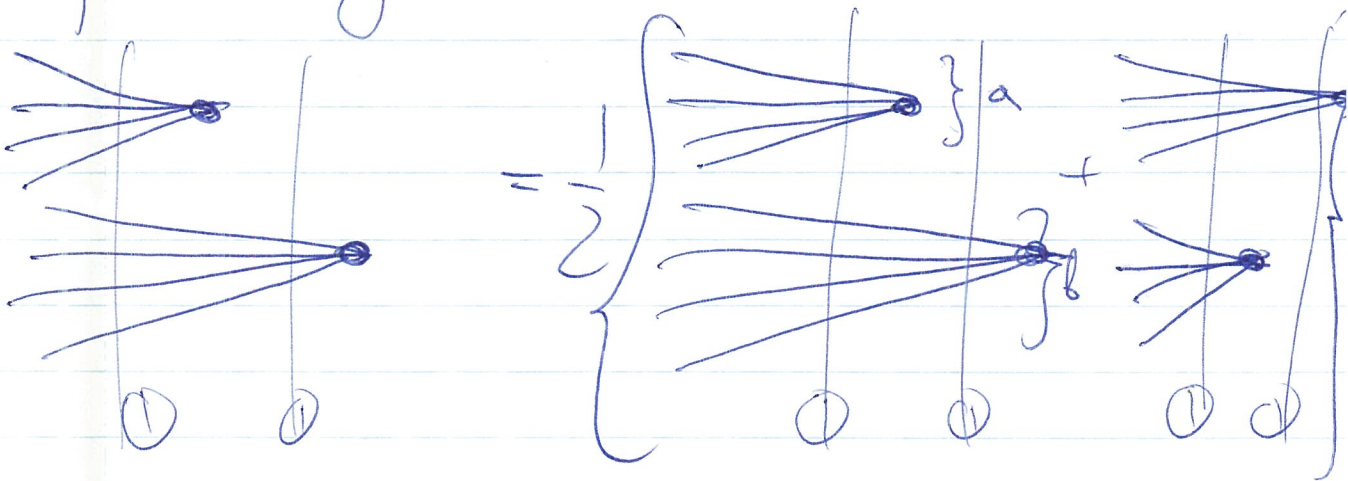
$$= \frac{N}{abc} = \text{[Diagram showing } \frac{N}{abc} \text{ as the product of two fractions with denominators } abc \text{ and } abc \text{]} \times \text{[Diagram showing } \frac{N}{abc} \text{ as the product of two fractions with denominators } abc \text{ and } abc \text{]}$$

denominators in the last part

② disconnected linked diagrams having equivalent connected components:



This diagram does not ~~seem~~ have nonequivalent time versions, but we can obtain the same ~~diagram~~ contribution by using the above diagram twice, ~~at~~ two equivalent time versions (all spin-abel labels as per), and by dividing the result by 2:



$$= \frac{1}{2} \left( \frac{N}{(a+b)b} + \frac{N}{(a+b)a} \right) = \frac{1}{2} \frac{N}{(a+b)} \left( \frac{1}{b} + \frac{1}{a} \right)$$

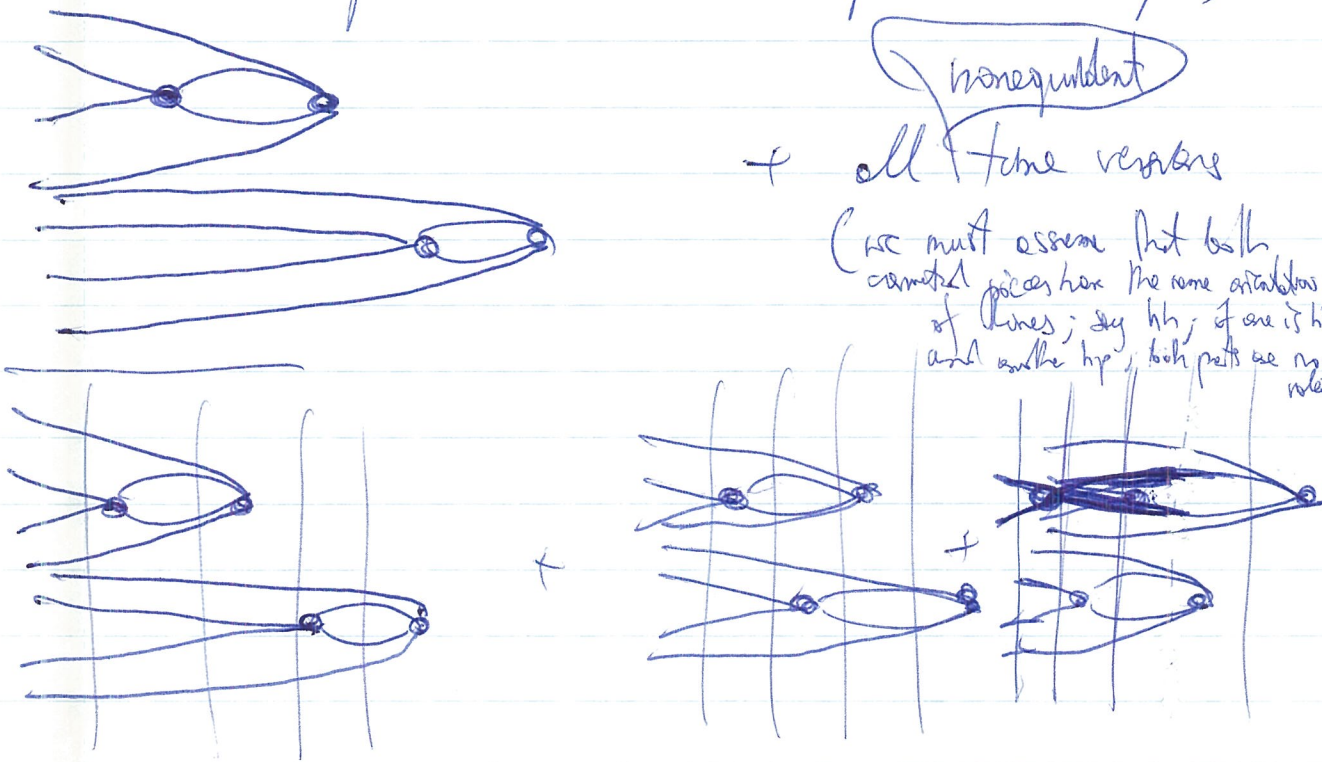
$$= \frac{1}{2} \frac{N}{\textcircled{ab}}$$

express the term on the left given

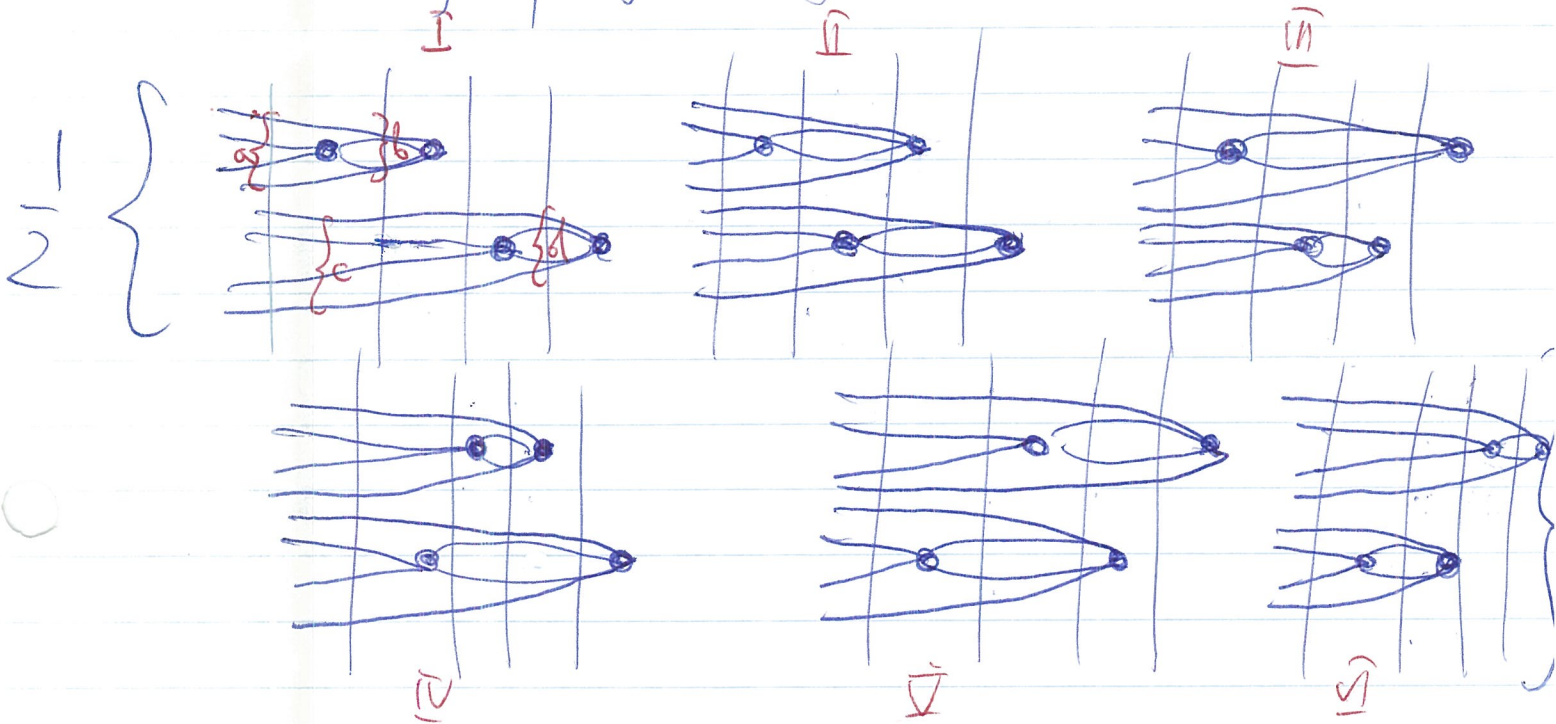
Thus, when we have two equivalent parts, we obtain a similar factorization as in the earlier example, but we also get a factor of  $\frac{1}{2}$  associated with the fact that we have two equivalent parts. This is consistent with our rules for topological joins, since disconnected equivalent parts ~~can~~ be permuted among themselves when joined and combined as independent components.

The above example was ~~rather simple~~ very simple, both connected parts were simple  $\nabla$  vertices. Let us try something more complicated:

① disconnected linked diagrams having equivalent connected components (a more complicated example):



If we analyzed the above three diagrams, we would not achieve factorization. However, we can double the number of diagrams by considering all four vertices of the  $\mathbb{Z}_2$  level and dividing by a factor of 2.



( I =  $\overline{\text{VI}}$ ; II =  $\overline{\text{V}}$ ; III =  $\overline{\text{IV}}$  ).

$$\begin{aligned}
 &= \frac{1}{2} \left\{ \frac{N}{(a+tc)(b+tc)d} + \frac{N}{(a+tc)(b+tc)(b+td)d} + \frac{N}{(a+tc)(b+tc)(b+td)b} \right. \\
 &+ \frac{N}{(a+tc)(a+td)(b+td)d} + \frac{N}{(a+tc)(a+td)(b+td)b} \\
 &+ \left. \frac{N}{(a+tc)(a+td)ab} \right\} =
 \end{aligned}$$

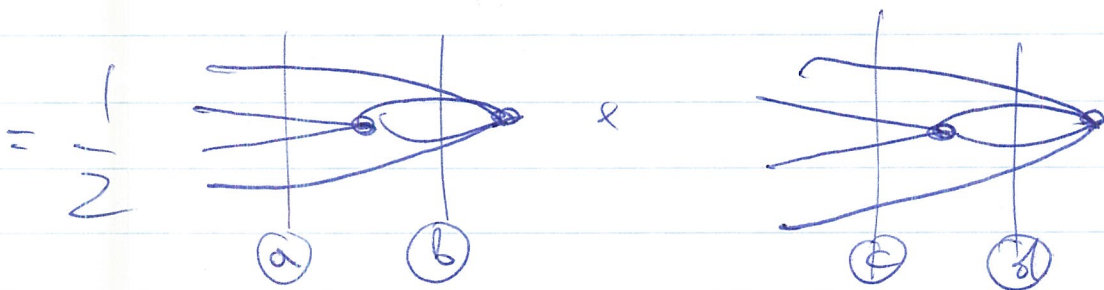
$$= \frac{1}{2} \left\{ \frac{N}{(a+c)(b+c)cd} + \frac{N}{(a+c)(b+c)bd} \right.$$

$$+ \left. \frac{N}{(a+c)(a+d)bd} + \frac{N}{(a+c)(a+d)ab} \right\}$$


$$= \frac{1}{2} \left\{ \frac{N}{(a+c)d|bc} + \frac{N}{(a+c)|bad} \right\}$$

$$= \frac{1}{2} \frac{N}{(a+c)bd} \left( \frac{1}{c} + \frac{1}{a} \right) \stackrel{a+c}{\leftarrow}$$

$$= \frac{1}{2} \frac{N}{abcd}$$



At home: examine ~~boxes~~ with more than 2 equivalent parts.

Show that  =  $\frac{1}{6} \left( \text{Diagram with two vertices and three lines} \right)^3$

Let us generalize the above result;

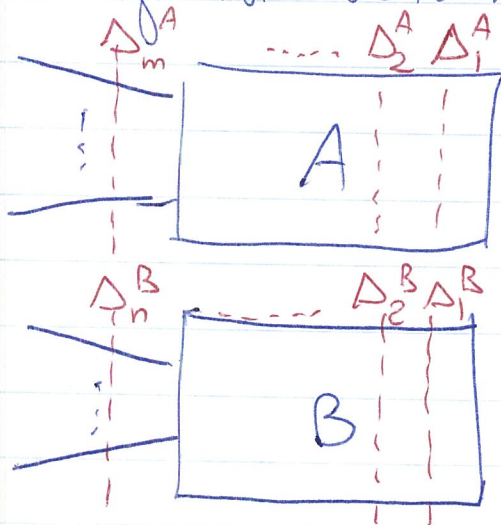
Consider all possible time versions of the first kind for a LINKED DISCONNECTED diagram consisting of two parts; A and B. These two parts are not necessarily connected, so this ~~result~~ applies to ALL LINKED DISCONNECTED diagrams.

We designate the set of energy denominators for part A alone by

$$\Delta_{\mu}^A, \mu = 1, \dots, m, \text{ and for } \del{part}$$

part B by:  $\Delta_{\nu}^B, \nu = 1, \dots, n.$

The denominators are numbered along the time axis, i.e., the rightmost denominators are  $\Delta_1^A$  and  $\Delta_1^B$ .



The denominator contribution from all possible time versions of the first kind, corresponding to all possible orderings of interaction vertices in parts A and B relative to one another (the numerical part is always identical for all time versions) can be written as:

$$D_{mn}^{AB} = \sum_{\{\alpha, \beta\}} \prod_{p=1}^{m+n} \left( \Delta_{\alpha(p)}^A + \Delta_{\beta(p)}^B \right)^{-1},$$

where the summation over  $\alpha, \beta$  extends over all sets of  $(m+n)$  integer pairs,

$$\Gamma_p = (\alpha(p), \beta(p)), \quad 0 \leq \alpha(p) \leq m, \\ 0 \leq \beta(p) \leq n,$$

defined as follows:

$$(i) \quad \Gamma_1 = (1, 0) \text{ or } (0, 1),$$

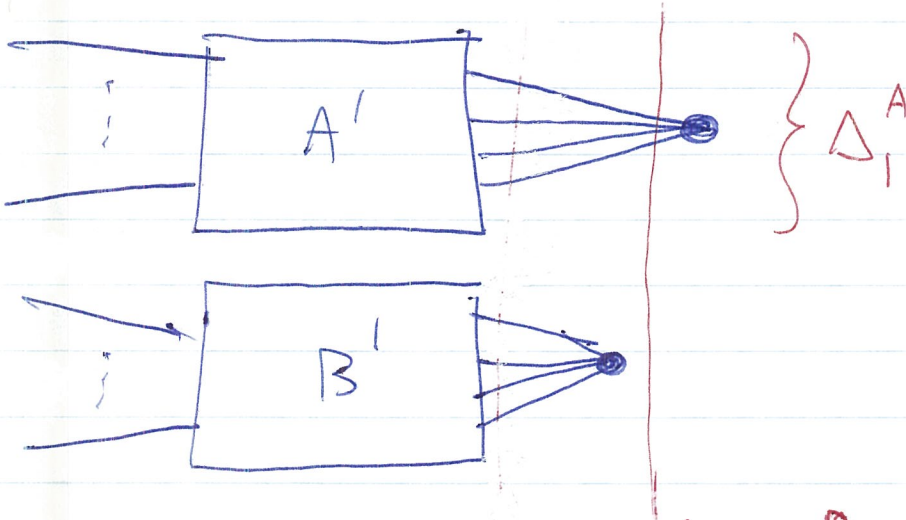
$$(ii) \quad \Gamma_{p+1} = (\alpha(p)+1, \beta(p)) \text{ or } \\ (\alpha(p), \beta(p)+1),$$

$$(iii) \quad \Gamma_{m+n} = (m, n).$$

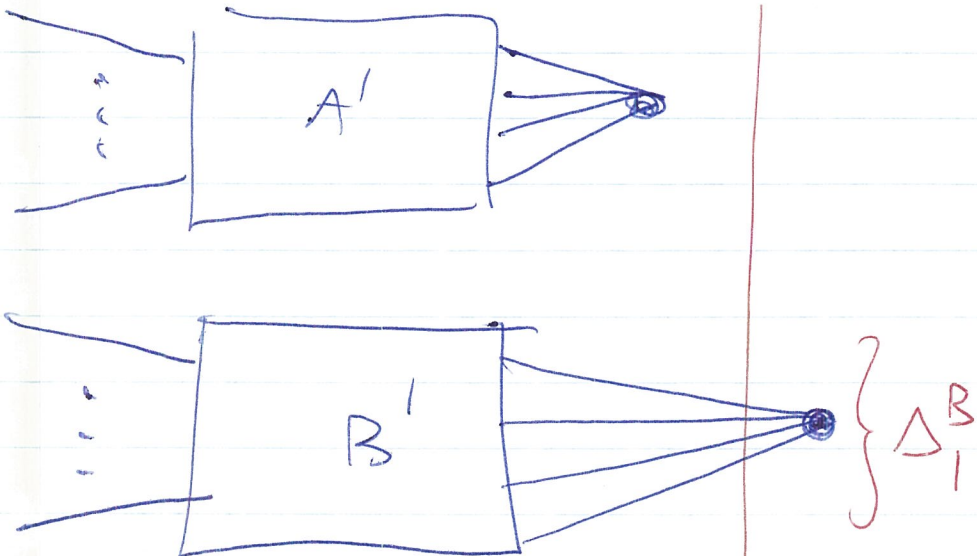
We also define:  $\Delta_0^A = \Delta_0^B \equiv 0$ .

Explanation:

(i) This condition reflects the obvious fact that the rightmost perturbation vertex is either from part A [ $\Gamma_1 = (1,0)$  case] or from part B [ $\Gamma_1 = (0,1)$ ]:



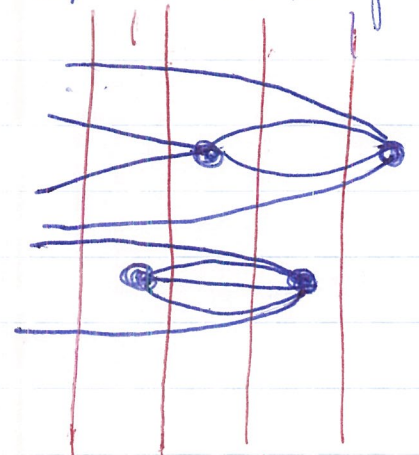
$\Gamma_1 = (1,0)$  denominator:  $\Delta_1^A + \Delta_0^B = \Delta_1^A$



$\Gamma_1 = (0,1)$  denominator:  $\Delta_0^A + \Delta_1^B = \Delta_1^B$



(ii) After going through the first  $p$  vertices, the next vertex can be either in the A part or in the B part, e.g.



A (denoms:  $\Delta_1^A, \Delta_2^A$ )

B (denoms:  $\Delta_1^B, \Delta_2^B$ )

$\Gamma_2 = (1,1) \quad \Gamma_1 = (1,0)$   
 $\Gamma_4 = (2,2) \quad \Gamma_3 = (2,1)$

Denominators:

$$(\Delta_1^A + \Delta_0^B)^{-1} (\Delta_1^A + \Delta_1^B)^{-1} (\Delta_2^A + \Delta_1^B)^{-1} \\
 \times (\Delta_2^A + \Delta_2^B)^{-1}$$

$\Gamma_1 \quad \Gamma_2 \quad \Gamma_3 \quad \Gamma_4$

(iii) The last (leftmost) denominator is  $(\Delta_m^A + \Delta_n^B)^{-1}$  (cf. the above example) in (ii).

← GDD

For the separate parts A and B, the denominators are given by the products of  $\Delta_{\mu}^A$  and  $\Delta_{\nu}^B$ , respectively,

$$D_m^A = \prod_{\mu=1}^m (\Delta_{\mu}^A)^{-1};$$

$$D_n^B = \sum_{\nu=1}^n (\Delta_{\nu}^B)^{-1}.$$

Note that

$$D_m^A = D_{m0}^{AB}, \quad D_n^B = D_{0n}^{AB}.$$

Indeed:

$$\begin{aligned} D_{m0}^{AB} &= \sum_{\{\alpha, \beta\}} \prod_{p=1}^{m+0} (\Delta_{\alpha(p)}^A + \Delta_{\beta(p)}^B)^{-1} \\ &= \sum_{\{\alpha, \beta\}} \prod_{p=1}^m (\Delta_{\alpha(p)}^A + \Delta_{\beta(p)}^B)^{-1} \\ &\equiv \left( 0 \leq \beta(p) \leq n; \beta(p) = 0 \quad \forall_p \Rightarrow \Delta_{\beta(p)}^B = \Delta_0^B = 0 \right) \\ &= \sum_{\{\alpha\}} \prod_{p=1}^m [\Delta_{\alpha(p)}^A]^{-1}. \quad \text{But,} \\ &\quad \text{since } \beta(p) = 0, \end{aligned}$$

$$\Gamma_1 = (1, 0), \quad \text{so that } \alpha(1) = 1,$$

$$\Gamma_2 = (\alpha(1)+1, \beta(1)) = (1+1, 0) = (2, 0), \quad \text{so that } \alpha(2) = 2,$$

$$\Gamma_{p+1} = (\alpha(p)+1, \beta(p)) = (\alpha(p)+1, 0) = (\alpha(p+1), 0),$$

so that  $\alpha(p+1) = \alpha(p) + 1$ , which

means that  $\alpha(p) = p, p=1, \dots, m,$

which in turn implies that

$$D_{m0}^{AB} = \prod_{p=1}^m \left( \Delta_p^A \right)^{-1} = D_m^A.$$

Similarly for  $D_n^B = D_{0n}^{AB}.$

We also define:  $D_0^A = D_0^B = D_{00}^{AB} \equiv 1.$

Factorization lemma states that

$$\boxed{D_{mn}^{AB} = D_m^A D_n^B}$$

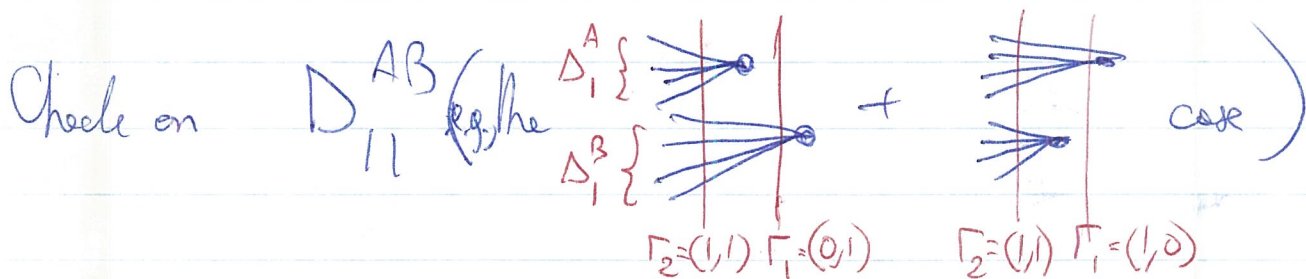
sum of the elements for  $\uparrow$  all the rows

Proof: Mathematical induction;

$m=0$  or  $n=0$  :

$$D_{m0}^{AB} = D_m^A = D_m^A D_0^B,$$

$$D_{0n}^{AB} = D_n^B = D_0^A D_n^B.$$



$$D_{11}^{AB} = \sum_{\{\alpha, \beta\}} \prod_{p=1}^2 [\Delta_{\alpha(p)}^A + \Delta_{\beta(p)}^B]^{-1}$$

$$= \sum_{\{\alpha, \beta\}} [\Delta_{\alpha(1)}^A + \Delta_{\beta(1)}^B]^{-1} [\Delta_{\alpha(2)}^A + \Delta_{\beta(2)}^B]^{-1}$$

$$= (\Delta_1^A + \Delta_0^B)^{-1} (\Delta_1^A + \Delta_1^B)^{-1}$$

$$+ (\Delta_0^A + \Delta_1^B)^{-1} (\Delta_1^A + \Delta_1^B)^{-1}$$

$$= [(\Delta_1^A)^{-1} + (\Delta_1^B)^{-1}] (\Delta_1^A + \Delta_1^B)^{-1} =$$

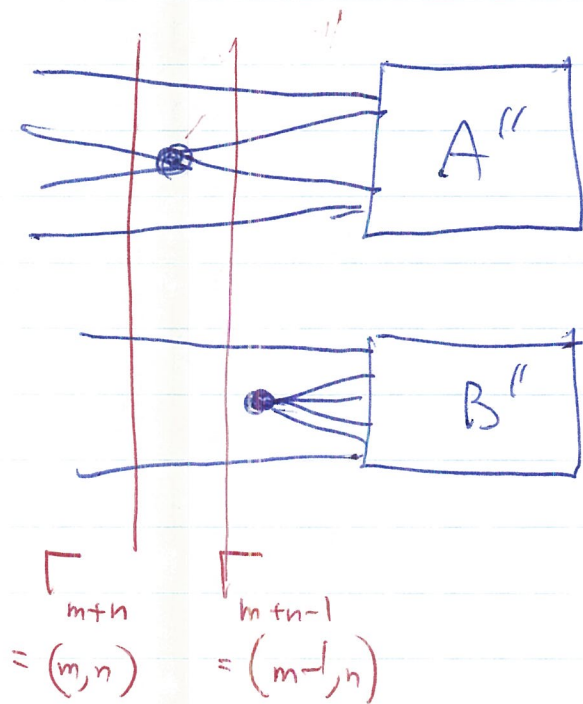
-603-

$$= (\Delta_1^A)^{-1} (\Delta_1^B)^{-1} (\Delta_1^A + \Delta_1^B) (\Delta_1^A + \Delta_1^B)^{-1}$$

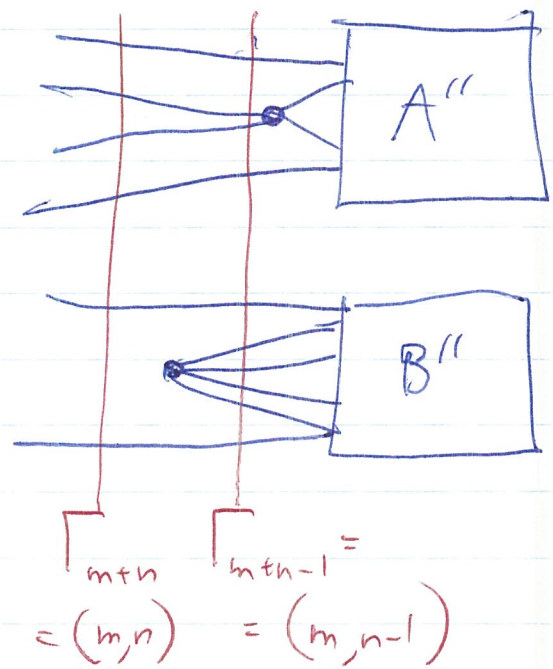
$$= (\Delta_1^A)^+ (\Delta_1^B)^- = D_1^A D_1^B$$

(Induction step:

Suppose the lemma holds for  $M = m-1, N = n$  and  $M = m$  and  $N = n-1$ ;  $m, n \geq 1$ . Let us consider that  $(m, n)$  case. All terms in  $D^{AB}$  can be divided into disjoint classes depending on whether the leftmost interaction occurs in  $A$  or  $B$ ; schematically,



(I)



(II)

- 604.

The last denominator (the leftmost one) is (see (ii)) :

$$\left( \Delta_m^A + \Delta_n^B \right)^{-1}$$

$$\left( \Gamma_{m+n} = (m, n) \Rightarrow \right.$$

$$\left. \Leftrightarrow \begin{array}{l} \alpha(m+n) = m, \\ \beta(m+n) = n \end{array} \right).$$

The remaining part of  $D_{mn}^{AB}$  is either

$$D_{m-1, n}^{AB} \text{ (case I) or } D_{m, n-1}^{AB} \text{ (case II),}$$

since after pulling out  $\left( \Delta_m^A + \Delta_n^B \right)^{-1}$  out the remaining ~~parts~~ are identical to those obtained for the diagrams obtained by deleting the leftmost vertex. Thus,

$$D_{mn}^{AB} = \left( \Delta_m^A + \Delta_n^B \right)^{-1} \left[ D_{m-1, n}^{AB} + D_{m, n-1}^{AB} \right]$$

From the induction assumption,

$$D_{m-1, n}^{AB} = D_{m-1}^A D_n^B,$$

$$D_{m, n-1}^{AB} = D_m^A D_{n-1}^B$$

Now,

$$D_m^A = D_{m-1}^A (\Delta_m^A)^{-1}$$

$$D_n^B = D_{n-1}^B (\Delta_n^B)^{-1}$$

Thus,

$$D_{mn}^{AB} = (\Delta_m^A + \Delta_n^B)^{-1} [D_{m-1}^A D_n^B + D_{m, n-1}^{AB}]$$

$$= (\Delta_m^A + \Delta_n^B)^{-1} [\Delta_m^A D_m^A D_n^B + \Delta_n^B D_m^A D_n^B]$$

$$= \cancel{(\Delta_m^A + \Delta_n^B)^{-1}} \cancel{(\Delta_m^A + \Delta_n^B)} D_m^A D_n^B$$

$$= D_m^A D_n^B$$

This completes the proof.

---

# LINKED CLUSTER THEOREM :

We have already postulated the linked cluster theorem (based on examples) in the following way :

$$|\Psi_0^{(n)}\rangle = \{ (R^{(0)}W)^n \} |\Phi_0\rangle$$

↑  
All linked diagrams, including EPV

This implies that

$$k_0^{(n+1)} = \langle \Phi_0 | W | \Psi_0^{(n)} \rangle$$


$$= \langle \Phi_0 | W \{ (R^{(0)}W)^n \} \rangle |\Phi_0\rangle$$

no vacuum parts

$$= \langle \Phi_0 | (W \{ (R^{(0)}W)^n \})_{C_0} | \Phi_0 \rangle$$

↑  
connected, no external lines, since

W has to connect to external lines of  $\{ (R^{(0)}W)^n \}$ ; ~~if the  $(R^{(0)}W)^n$  diagram is connected, we obviously get the  $C_0$  terms; if  $(R^{(0)}W)^n$  is linked but disconnected, we have~~



← and all lines of A and B must be



connected with  $W$ , producing the connected diagrams.

Thus,

$$k_0^{(n+1)} = \langle \Phi_0 | \{ W (R^{(0)} W)^n \} C_0 | \Phi_0 \rangle.$$

In other words:

$$k_0 - \mathcal{E}_0 = \sum_{n=0}^{\infty} k_0^{(n+1)} =$$

$$= \sum_{n=0}^{\infty} \langle \Phi_0 | \{ W (R^{(0)} W)^n \} C_0 | \Phi_0 \rangle$$

$$|\Psi_0\rangle = \sum_{n=0}^{\infty} |\Psi_0^{(n)}\rangle = \sum_{n=0}^{\infty} \{ (R^{(0)} W)^n \} C_0 | \Phi_0 \rangle$$

### Proof of the linked cluster theorem:

We must show that

$$(K_0 + W) |\Psi_0\rangle = k_0 |\Psi_0\rangle$$

for  $|\Psi_0\rangle$  and  $k_0$  defined above.

-608-

Let us calculate

$(\alpha_0 - K_0) |\bar{\Psi}_0\rangle$  (using  $|\bar{\Psi}_0\rangle$  defined by the linked terms):


$$\begin{aligned}
 (\alpha_0 - K_0) |\bar{\Psi}_0\rangle &= \\
 &= (\alpha_0 - K_0) \left[ |\Phi_0\rangle + \sum_{n=1}^{\infty} \{ (R^{(0)} W)^n \}_{\text{L}} |\Phi_0\rangle \right]
 \end{aligned}$$

$$= (\alpha_0 - K_0) \sum_{n=1}^{\infty} \{ (R^{(0)} W)^n \}_{\text{L}} |\Phi_0\rangle$$

$$= (\alpha_0 - K_0) R^{(0)} \sum_{n=0}^{\infty} \{ W (R^{(0)} W)^n \}_{\text{L}_{\text{ext}}} |\Phi_0\rangle$$

These  $\text{L}_{\text{ext}}$  are all <sup>linked</sup> diagrams with external lines. There must be external lines in

$W (R^{(0)} W)^n$  since we must connect lines of  $W (R^{(0)} W)^n$



( $R^{(0)}$  has at least two lines extending to the right).

Recall that

$$(\alpha_0 - K_0) R^{\text{ext}} = 1 - |\Phi_0\rangle\langle\Phi_0|.$$

Thus,

$$(\alpha_0 - K_0) |\Psi_0\rangle = (1 - |\Phi_0\rangle\langle\Phi_0|)$$

$$\langle \sum_{n=0}^{\infty} \{W (R^{\text{ext}} W)^n\}_{L_{\text{ext}}} |\Phi_0\rangle$$

$$= \sum_{n=0}^{\infty} \{W (R^{\text{ext}} W)^n\}_{L_{\text{ext}}} |\Phi_0\rangle$$

$$- |\Phi_0\rangle \sum_{n=0}^{\infty} \langle \Phi_0 | \{W (R^{\text{ext}} W)^n\}_{L_{\text{ext}}} | \Phi_0 \rangle,$$

"0, since  $L_{\text{ext}}$  d-ns have external lines.

so that

$$(\alpha_0 - K_0) |\Psi_0\rangle = \sum_{n=0}^{\infty} \{W (R^{\text{ext}} W)^n\}_{L_{\text{ext}}} |\Phi_0\rangle$$

Clearly, we can only obtain the  $L_{ext}$  diagrams  $\{W (R^{(0)} W)^n\}_{L_{ext}} |\Phi_0\rangle$

from the linked diagrams  $\{(R^{(0)} W)^n\}_L$  (adding  $W$

to the  $LL$  diagram cannot produce the linked diagram).

Thus,

$$(\mathcal{E}_0 - K_0) |\Psi_0\rangle = \sum_{n=0}^{\infty} \{W \{(R^{(0)} W)^n\}_L\}_{L_{ext}} |\Phi_0\rangle$$


$\uparrow$   
 linked  
 $\uparrow$   
 linked with external lines

Let us analyze what we get by applying  $W$  to the  $\{(R^{(0)} W)^n\}_L$  terms:

$$W \sum_{n=0}^{\infty} \{(R^{(0)} W)^n\}_L |\Phi_0\rangle =$$

$$= \sum_{n=0}^{\infty} \{ W \{ (R^{(0)} W)^n \} \} \subset C_0 \quad |\Phi\rangle$$

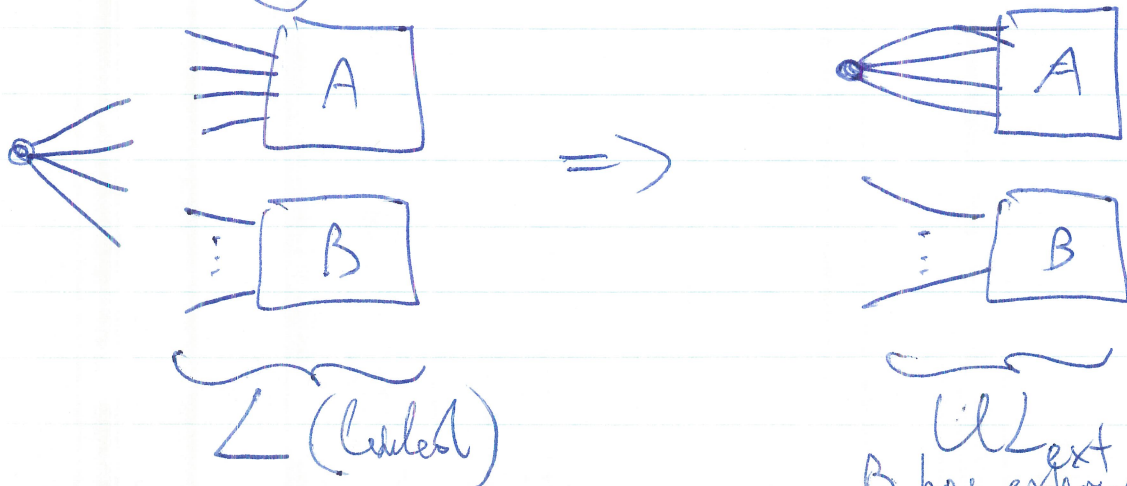
↑  
 W is used to close all the external lines of  $\{ (R^{(0)} W)^n \}$ , as in



This must be connected, since [A] does not have vacuum parts

$$+ \sum_{n=0}^{\infty} \{ W \{ (R^{(0)} W)^n \} \} \subset U_{ext} \quad |\Phi\rangle$$

↑  
 W is used to close the lines of one of the disconnected parts of  $\{ (R^{(0)} W)^n \}$  (producing the vacuum term), producing unlinked diagrams (having external lines)



$U_{ext}$  (unlinked, B has external lines)

$$+ \sum_{n=0}^{\infty} \left\{ W \left\{ (R^{\circledast} W)^n \right\}_L \right\}_{L_{\text{ext}}} |\Phi_0\rangle$$

$W$  is not closing the lines of any of the parts of  $\left\{ (R^{\circledast} W)^n \right\}_L$ , leaving us with linked diagrams with some external lines.

This means that

$$(\mathcal{E}_0 - K_0) |\Phi_0\rangle = W \sum_{n=0}^{\infty} \left\{ (R^{\circledast} W)^n \right\}_L |\Phi_0\rangle$$

$$= \sum_{n=0}^{\infty} \left\{ W \left\{ (R^{\circledast} W)^n \right\}_L \right\}_{C_0} |\Phi_0\rangle$$

$$= \sum_{n=0}^{\infty} \left\{ W \left\{ (R^{\circledast} W)^n \right\}_L \right\}_{L_{\text{ext}}} |\Phi_0\rangle$$

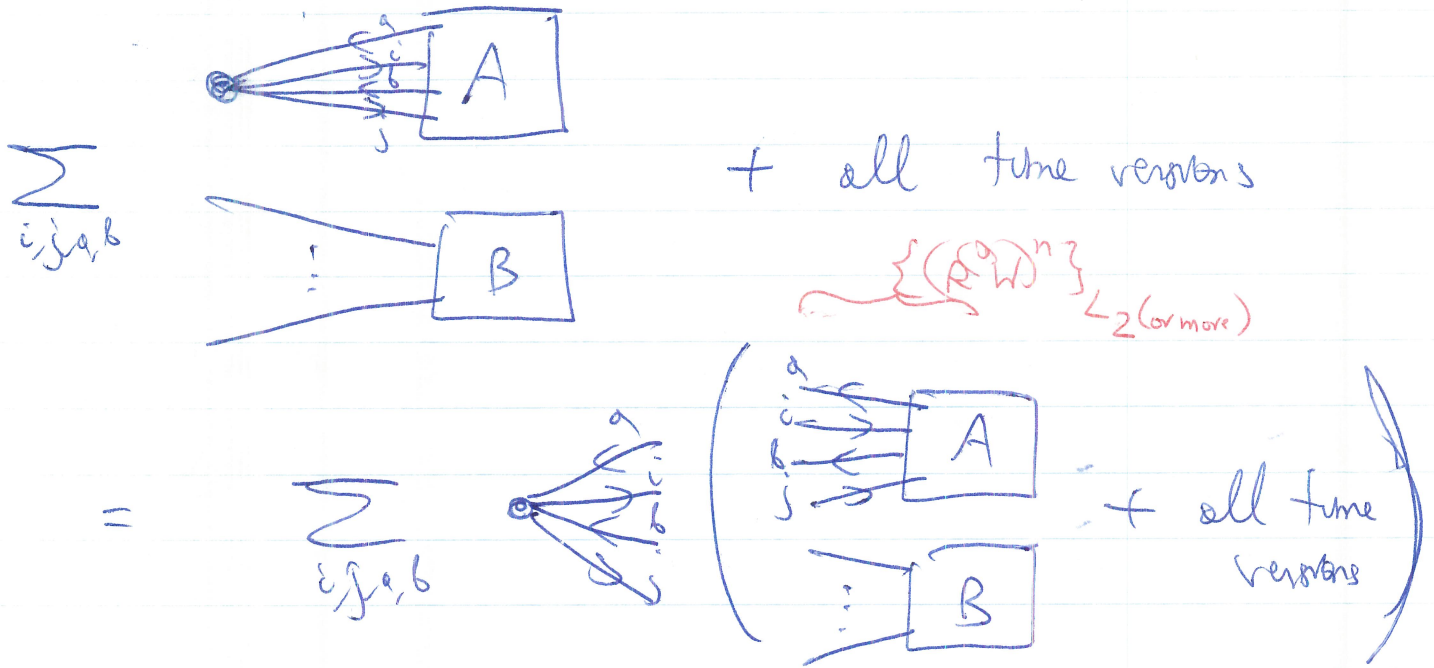
Now:

$$\begin{aligned} & \sum_{n=0}^{\infty} \left\{ W \left\{ (R^{\circledast} W)^n \right\}_L \right\}_{C_0} |\Phi_0\rangle \\ &= \sum_{n=0}^{\infty} \left\{ W (R^{\circledast} W)^n \right\}_{C_0} |\Phi_0\rangle = (K_0 - \mathcal{E}_0) \times |\Phi_0\rangle. \end{aligned}$$

a number


$$\sum_{n=0}^{\infty} \{ W \{ (R \circledast H)^n \} \} \llbracket \text{all ext } |\Phi_0\rangle \quad \text{as}$$

(in reality  $n \geq 1$ )



FACTORIZATION

LEMMA



Since ~~we~~ we consider ALL ORDERS in

$$\sum_{n=0}^{\infty} \{ W \{ (R \circledast H)^n \} \} \llbracket \text{all ext } |\Phi_0\rangle ,$$

the  $\equiv$  piece contains all linked terms  $\{ (R \circledast H)^n \} \llbracket \text{all ext } |\Phi_0\rangle$ , with  $n \geq 1$ , so that after summing

with  $W$ ,  $\triangleleft \boxed{A}$  contains all CONNECTED vacuum diagrams of the  $\{W \{ (R^{\circ}W)^n \} \}_{C_0}$  type. In other words, all  $\triangleleft \boxed{A}$  terms give

$$(k_0 - \delta_0)$$

Since we have all orders in

$$\sum_{n=0}^{\infty} \{W \{ (R^{\circ}W)^n \} \}_{U_{\text{ext}}} |\Phi_0\rangle$$

the  $\begin{array}{c} \text{---} \\ | \\ \boxed{B} \\ \text{---} \end{array}$  piece represents all linked terms with external lines, i.e.,

$$\sum_{n=1}^{\infty} \{ (R^{\circ}W)^n \} |\Phi_0\rangle = |\Psi_0\rangle - |\Phi_0\rangle.$$

This implies that

$$\begin{aligned} & \sum_{n=0}^{\infty} \{W \{ (R^{\circ}W)^n \} \}_{U_{\text{ext}}} |\Phi_0\rangle \\ &= (k_0 - \delta_0) (|\Psi_0\rangle - |\Phi_0\rangle). \end{aligned}$$



From the above equations for  
 $\sum_{n=0}^{\infty} \{W \{ (R^0 W)^n \}_L\} C_0 |\Phi_0\rangle$  and  
 $\sum_{n=0}^{\infty} \{W \{ (R^0 W)^n \}_L\} U_{\text{ext}} |\Phi_0\rangle$  terms, we  
 obtain,

$$\begin{aligned} (\cancel{\alpha_0} - k_0) |\Psi_0\rangle &= W |\Psi_0\rangle - (\cancel{k_0} \cancel{\alpha_0}) |\Phi_0\rangle \\ &- (\cancel{k_0} - \cancel{\alpha_0}) (|\Psi_0\rangle - |\Phi_0\rangle) = \\ &= W |\Psi_0\rangle - (\cancel{k_0} - \cancel{\alpha_0}) |\Psi_0\rangle \end{aligned}$$

$$\begin{aligned} \cancel{(\alpha_0 - k_0)} |\Psi_0\rangle &= W |\Psi_0\rangle - \\ &- (\cancel{k_0} - \cancel{\alpha_0}) |\Psi_0\rangle \end{aligned}$$

$$\underline{(k_0 + W) |\Psi_0\rangle = k_0 |\Psi_0\rangle,}$$

i.e., the  $|\Psi_0\rangle = \sum_{n=0}^{\infty} \{ (R^0 W)^n \}_L |\Phi_0\rangle$   
 wave function satisfies the Schrödinger equation -  
 thus completes the proof. ▽

We proved the linked cluster (diagram) theorem, which states that

$$|\Psi_0^{(n)}\rangle = \{ (R^{(0)}W)^n \} |\Phi_0\rangle,$$

$$k_0^{(n+1)} = \langle \Phi_0 | \{ W (R^{(0)}W)^n \}_C | \Phi_0 \rangle.$$

Let us analyze the significance of these statements for the size extensivity of the calculated energies, understood as the proper dependence of the energy on the size of the system in the limit of noninteracting fragments.

Let us analyze what happens with the <sup>general</sup> connected quantity of the

$$\langle \Phi_0 | \{ W (R^{(0)}W)^n \}_C | \Phi_0 \rangle$$

or  $\{ (R^{(0)}W)^n \}_C | \Phi_0 \rangle$  type

(let us call this quantity ~~the~~ "A"), when a given system separates into non-interacting fragments

A, B, ...

$$\text{System} \rightarrow A + B + \dots = \sum_C C$$

C ↑  
fragments

First of all, in the limit of non-interacting fragments, the spin-orbitals of the entire system become the spin-orbitals of subsystems,

$$|p\rangle \Rightarrow |p_A\rangle, |p_B\rangle, \dots \quad (|p_C\rangle \text{ in general}),$$

or  $|\chi_{p_A}\rangle, |\chi_{p_B}\rangle, \dots$  (this, of course,

depends on how we calculate our spin-orbitals, but with the judicious choice of spin-orbitals, ~~we can guarantee~~ using, say <sup>localized</sup> unrestricted Hartree-Fock spin-orbitals, we can guarantee that the spin-orbitals of a system of noninteracting fragments are spin-orbitals of subsystems)

Let me illustrate this statement by analyzing the (unrestricted) Hartree-Fock equations. We can easily show that the Hartree-Fock spin-orbitals of noninteracting fragments (let us focus on molecular fragments), satisfying

$$\left[ -\frac{1}{2}\Delta_1 - \sum_{\text{nuclei of } C} \frac{Z_C}{r_{1C}} \right] \chi_{jC}(\mathbf{x}_1) + \sum_{\substack{j_C \text{ occ. in} \\ C}} \int \frac{\chi_{j_C}^*(\mathbf{x}_2) \chi_{j_C}(\mathbf{x}_2)}{r_{12}} d\mathbf{x}_2 \chi_{jC}(\mathbf{x}_1)$$

↓ electronic coordinate  
↑ nuclei of C  
↑ distance between electron 1 and nucleus of C  
↓ coordinates of electron 1

-618-

$$- \sum_{j_C \in \text{occ. in } C} \int \frac{\psi_{j_C}^*(x_2) \psi_{j_C}(x_2)}{r_{12}} dx_2 \psi_{j_C}(x_1) = \epsilon_{j_C} \psi_{j_C}(x_1),$$

for each subsystem  $C$  ( $C=A, B, \dots$ ), satisfy the <sup>H-F</sup> equations for the whole system,

~~$$\left[ -\frac{1}{2} \Delta_1 - \sum_D \sum_{j_D \in \text{occ. in } D} \frac{Z_D}{r_{1D}} \right] \psi_{j_C}(x_1) + \sum_C \sum_{j_C \in \text{occ. in } C} \int \frac{\psi_{j_C}^*(x_2) \psi_{j_C}(x_2)}{r_{12}} dx_2 \psi_{j_C}(x_1)$$~~

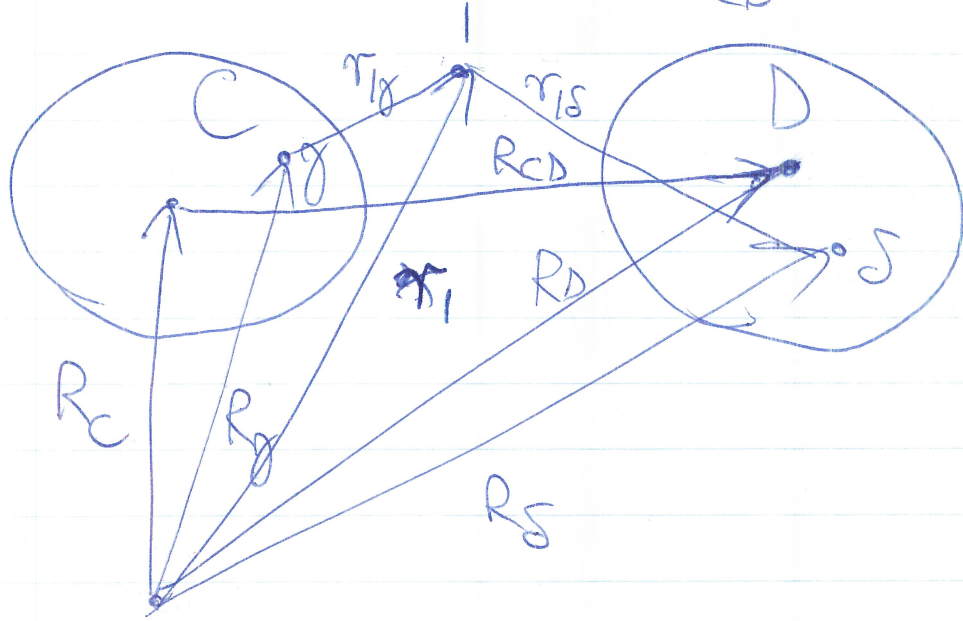
(1)  $\left[ -\frac{1}{2} \Delta_1 - \sum_D \sum_{j_D \in \text{occ. in } D} \frac{Z_D}{r_{1D}} \right] \psi_{j_C}(x_1)$

summation over all subsystems      nuclei of subsystem D

(2)  $+ \sum_D \sum_{j_D \in \text{occ. in } D} \int \frac{\psi_{j_D}^*(x_2) \psi_{j_D}(x_2)}{r_{12}} dx_2 \psi_{j_C}(x_1)$

(3)  $+ \sum_D \sum_{j_D \in \text{occ. in } D} \int \frac{\psi_{j_D}^*(x_2) \psi_{j_C}(x_2)}{r_{12}} dx_2 \psi_{j_D}(x_1)$

$= \epsilon_{ic} \gamma_{ic}(x_1)$ , show distances between subsystems,  $R_{CD} \rightarrow \infty$ .



$g, S$ -nuclei  
in  $C, D$   
 $R_C, R_D$ -  
vectors  
of coordinates  
of centers of  
C and D

~~(1):  $\gamma_{ic}$  is localized on  $C$ , so that  
to give a non zero ~~value~~ value  
 $r_1 \approx R_C$  For  $D \neq C$ ,  
 $r_{1S} \rightarrow \infty$~~

(1)  $\gamma_{ic}$  is localized on  $C$ , so that  
 $r_1 \approx R_C$  to give a non-zero value of  
 $\gamma_{ic}(x_1)$ . For  $D \neq C$ ,  $r_{1S} \rightarrow \infty$   
of  $R_{CD} \rightarrow \infty$  and  $r_1 \approx R_C$ , so that

-620-

(1) ~~becomes~~ reduces to

$$\left[ -\frac{1}{2} \Delta_1 - \sum_{j \in C} \frac{Z_j}{r_{1j}} \right] \chi_{ic}(x_1)$$

(2):  $\chi_{jD}$  is localized on  $D$  and  $\chi_{ic}$  is localized on  $C$ . Thus,  $r_1 \approx R_C$  and

$r_2 \approx R_D$  to give nonzero values of  $\chi_{ic}$

and  $\chi_{jD}$ . For  $C \neq D$ ,  $R_{CD} \rightarrow \infty$ ,

$r_{12} \rightarrow \infty$ , so that (2) ~~becomes~~ reduces to

$$\sum_{j \in C} \int \frac{\chi_{jc}(x_2)^* \chi_{jc}(x_2)}{r_{12}} dx_2 \chi_{ic}(x_1).$$

(3): ~~becomes~~ In this case, if  $D \neq C$ ,

$$\chi_{jD}(x_2)^* \chi_{ic}(x_2) \rightarrow 0 \quad \text{if}$$

$R_{CD} \rightarrow \infty$ . Thus, (3) ~~becomes~~

reduces to 
$$\sum_{j \in C \cap D} \int \frac{\chi_{jc}^*(x_2) \chi_{ic}(x_2)}{r_{12}} dx_2 \times \chi_{jc}(x_2)$$

-621-

In other words, the H-F equations for the entire system reduce to

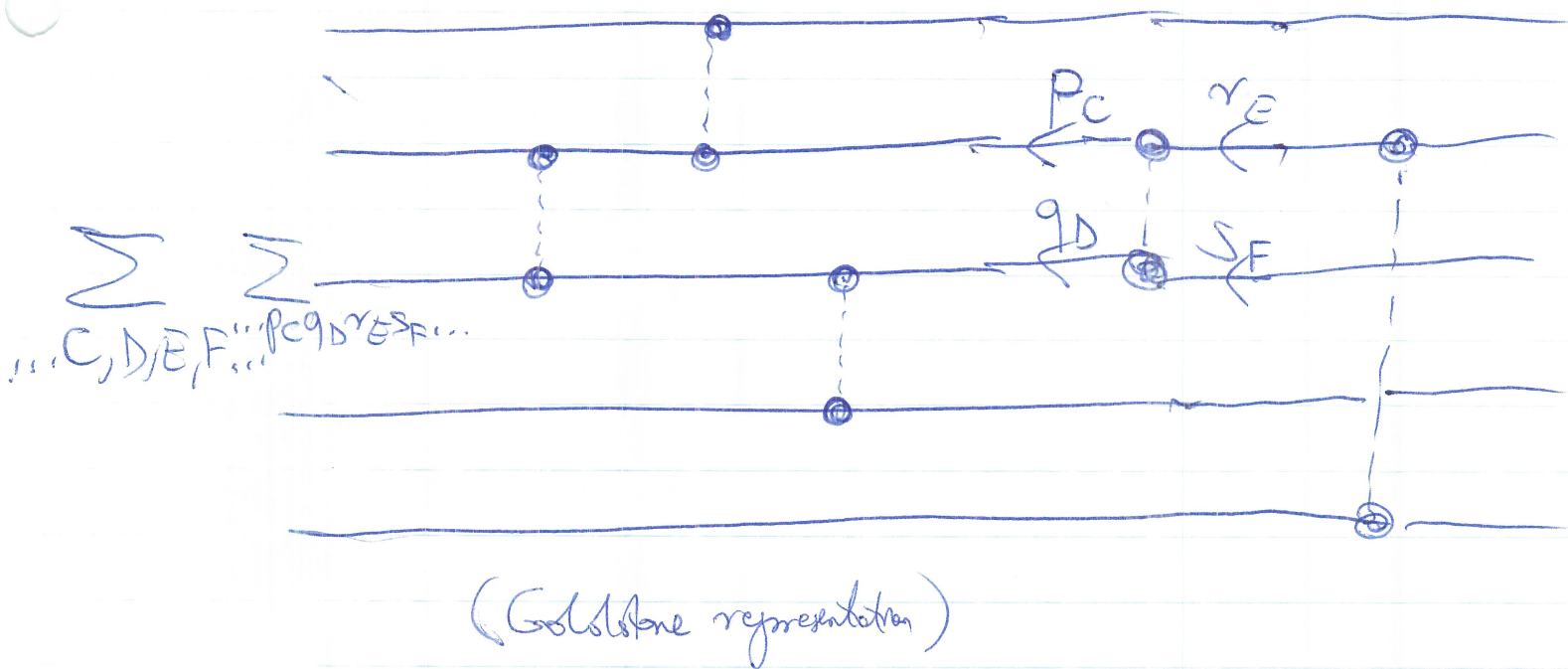
$$\begin{aligned}
 & \left[ -\frac{1}{2} \Delta_1 - \sum_{j \in C} \frac{Z_j}{r_{1j}} \right] \psi_{iC}(x_1) \\
 & + \sum_{j \in C} \int \frac{\psi_{jC}(x_2) \psi_{jC}(x_2)}{r_{12}} dx_2 \psi_{iC}(x_1) \\
 & - \sum_{j \in C} \int \frac{\psi_{jC}(x_2) \psi_{iC}(x_2)}{r_{12}} dx_2 \psi_{jC}(x_1) \\
 & = \epsilon_{iC} \psi_{iC}(x_1),
 \end{aligned}$$

i.e. to the equations for individual subsystems.

Thus, we can indeed assume that the spin-orbitals of a system of noninteracting fragments are spin-orbitals of these fragments.

Now, let us return to quantity  $\Lambda$ .

This quantity consists of the connected diagrams, schematically, the



diagrams obtained by connecting some members of  $W$  vertices,  $p_C, q_D, r_E, s_F$  are the spin-variables of subsystems  $C, D, E, F$ . Algebraic expressions will contain matrix elements

$$\langle p_C q_D | \hat{v} | r_E s_F \rangle \xrightarrow[\substack{\text{assume} \\ v = \frac{1}{r_{12}}}]{} \int \frac{\psi_{p_C}(x_1)^* \psi_{q_D}(x_2)^* \psi_{r_E}(x_1) \psi_{s_F}(x_2)}{r_{12}} dx_1 dx_2$$

First of all, in the noninteracting limit,

$$\psi_{p_C}(x)^* \psi_{r_E}(x) \text{ and}$$



$$\psi_{q_D}(x_2)^* \psi_{s_F}(x_2)$$

vanish if  $C \neq E$  and  $D \neq F$  (because of a local character of sphericals).

Thus, with  $C = E, D = F$ , and we are left with terms, such as

$$\int_{r_{12}} \frac{\psi_{p_C}(x_1)^* \psi_{q_D}(x_2)^* \psi_{r_C}(x_1) \psi_{s_D}(x_2)}{dx_1 dx_2}$$

Now, if  $C \neq D$  and  $R_{CD} \rightarrow \infty$ ,

we have:

$$r_1 \approx R_C, r_2 \approx R_D,$$

to give nonzero  $\psi_{p_C}(x_1)$  and  $\psi_{q_D}(x_2)$

(or  $\psi_{r_C}(x_1)$  and  $\psi_{s_D}(x_2)$ ), in which case

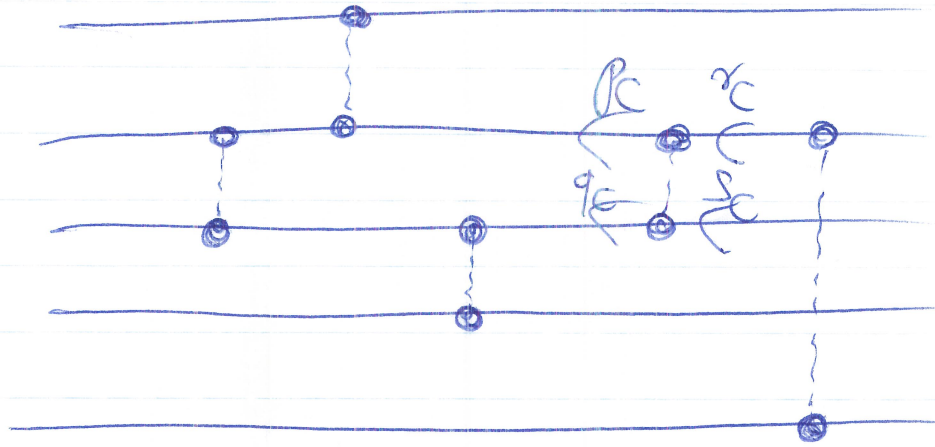
$r_{12} \rightarrow \infty$  and the integral vanishes. Thus,

we can only have integrals with  $C = D = E = F$ ,

$$\langle p_C q_C | \hat{v} | r_C s_C \rangle,$$

ansatz, ch diagrams,

$$\sum_{c \in C_1} \sum_{p_c q_c r_c s_c}$$



which means that

$$\Lambda = \sum_C \Lambda_C, \text{ where } \Lambda_C$$

is a quantity  $\Lambda$  written for fragment C.

For the connected quantities, we have

$$\Lambda = \sum_C \Lambda_C, \text{ where}$$

$\Lambda_C$  ~~is~~  $\Lambda$  written (or drawn) for fragment

C. Clearly, since spin-orbitals of

different fragments satisfy the ZDO condition,

$$\chi_{p_C}(x) \neq \chi_{q_D}(x)$$

is zero for  $C \neq D$ ,

They are also orthogonal, and excited configurations for different fragments are orthogonal, too.

Thus,

$$[A_C, A_D] = 0 \text{ for } C \neq D.$$

In particular,

$$k_0^{(n)} = \langle \Phi_0 | [W (R^{(0)} W)^n]_C | \Phi_0 \rangle$$

$$= k_0^{(n)}(A) + k_0^{(n)}(B) + \dots,$$

where

$$k_0^{(n)}(A) = \langle \Phi_0^{(A)} | [W^{(A)} (R^{(0),A} W^{(A)})^n]_C | \Phi_0^{(A)} \rangle$$

$$k_0^{(n)}(B) = \langle \Phi_0^{(B)} | [W^{(B)} (R^{(0),B} W^{(B)})^n]_C | \Phi_0^{(B)} \rangle$$

etc.,

are energy corrections for the fragments.

FINITE-ORDER <sup>(MRPT)</sup> CALCULATIONS LEAD TO SIZE EXTENSIVE RESULTS FOR ENERGIES (but not for wave functions!).

Connected cluster theorem,  
 coupled-cluster ansatz for the wave function

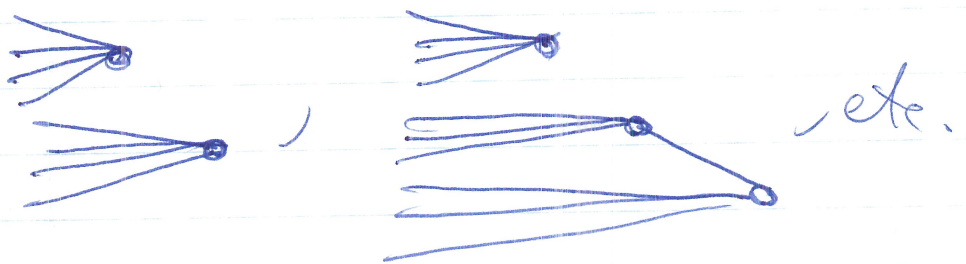

We know that

$$|\Psi_0^{(n)}\rangle = \{ (R^{\infty} W)^n \} |\Phi_0\rangle$$


Here  $\mathcal{L}$  designates all linked diagrams, including EPV terms. We can classify all linked terms according to the number of connected components in a diagram:

$\mathcal{L}_r$  - all linked diagrams with  $r$  connected components.

Examples:



are the  $r=2$  diagrams (class  $\mathcal{L}_2$ ),



Thus, we can write

$$|\Psi_0^{(n)}\rangle = \sum_{r=1}^n \underbrace{\{(R^{(0)}W)^n\}_{L_r}}_{\text{linked diagrams with or connected components}} |\Phi_0\rangle,$$

and  $|\Psi_0\rangle = \sum_{n=0}^{\infty} |\Psi_0^{(n)}\rangle$

$$= |\Phi_0\rangle + \sum_{n=1}^{\infty} \sum_{r=1}^n \{(R^{(0)}W)^n\}_{L_r} |\Phi_0\rangle$$

Among classes  $L_r$ , we have class  $L_1$  of the connected diagrams. Let us define the CLUSTER OPERATOR  $\hat{T}$  as the sum of all connected ( $L_1$ ) components of  $|\Psi_0\rangle$ .


$$\begin{aligned} \hat{T}|\Phi_0\rangle &= \sum_{n=1}^{\infty} \{(R^{(0)}W)^n\}_{L_1} |\Phi_0\rangle \\ &= \sum_{n=1}^{\infty} \{(R^{(0)}W)^n\}_C |\Phi_0\rangle \end{aligned}$$

Clearly, connected diagrams  $\{(R^{(0)}W)^n\}_{C, k} |\Phi\rangle$  have certain numbers of external lines extending to the left ( $2k$  lines,  $k=1, 2, \dots, N$  for an  $N$ -electron system), Thus, we can write

$$\Pi |\Phi\rangle = \sum_{n=1}^{\infty} \sum_{k=1}^N \{(R^{(0)}W)^n\}_{C, k} |\Phi\rangle,$$

where  $2k$  is the number of external lines in diagrams in  $\{(R^{(0)}W)^n\}_{C, k} |\Phi\rangle$  (it may happen that for some  $n$  values, not all  $k$  values are possible, in such case  $\{(R^{(0)}W)^n\}_{C, k}$  is a zero term).

Clearly,  $k$  is the excitation number; a diagram



is a linear combination of

$$E_{i_1 \dots i_k}^{a_1 \dots a_k} = X_{a_1}^{\dagger} X_{i_1} \dots X_{a_k}^{\dagger} X_{i_k}$$

$$\text{or } \left( \bar{\Phi}_{i_1 \dots i_k}^{a_1 \dots a_k} \right) = \left( \bar{\Phi}_{i_1 \dots i_k}^{a_1 \dots a_k} | \Phi_0 \right).$$

Thus,

$$\begin{aligned} T | \Phi_0 \rangle &= \sum_{k=1}^N \sum_{n=1}^{\infty} \left\{ (R^{(0)} W)^n \right\} c_{jk} | \Phi_0 \rangle \\ &= \sum_{k=1}^N T_k | \Phi_0 \rangle, \end{aligned}$$

$$\text{or } T = \sum_{k=1}^N T_k, \text{ where}$$

$$T_k = \sum_{n=1}^{\infty} T_k^{(n)}, \text{ with}$$

$$T_k^{(n)} | \Phi_0 \rangle = \left\{ (R^{(0)} W)^n \right\} c_{jk} | \Phi_0 \rangle.$$

all connected diagrams  
resulting from  $n$  vertices with  
 $2k$  external lines

$T_k$  is a  $k$ -body cluster component,

$T_k^{(n)}$  is the  $n$ -order contribution to  $T_k$ .

clearly,

some coefficients resulting from  $\langle a_1 \dots a_k | t_k^{(n)} | i_1 \dots i_k \rangle$

$$T_k^{(n)} | \psi_0 \rangle = \frac{1}{k!} \sum_{\substack{a_1 \dots a_k \\ i_1 \dots i_k}} \langle a_1 \dots a_k | t_k^{(n)} | i_1 \dots i_k \rangle$$

$$\times \underbrace{\sum_{i_1 \dots i_k}^{a_1 \dots a_k}}_{N[X_{a_1}^\dagger X_{i_1} \dots X_{a_k}^\dagger X_{i_k}]}$$

$$= \left(\frac{1}{k!}\right)^2 \sum_{\substack{a_1 \dots a_k \\ i_1 \dots i_k}} \langle a_1 \dots a_k | t_k^{(n)} | i_1 \dots i_k \rangle_A \times N[X_{a_1}^\dagger X_{i_1} \dots X_{a_k}^\dagger X_{i_k}]$$

$$T_k = \frac{1}{k!} \sum_{\substack{a_1 \dots a_k \\ i_1 \dots i_k}} \langle a_1 \dots a_k | t_k | i_1 \dots i_k \rangle \times N[X_{a_1}^\dagger X_{i_1} \dots X_{a_k}^\dagger X_{i_k}]$$

$$= \left(\frac{1}{k!}\right)^2 \sum_{\substack{a_1 \dots a_k \\ i_1 \dots i_k}} \langle a_1 \dots a_k | t_k | i_1 \dots i_k \rangle_A \times N[X_{a_1}^\dagger X_{i_1} \dots X_{a_k}^\dagger X_{i_k}]$$

then  $\langle a_1 \dots a_k | t_k | i_1 \dots i_k \rangle = \sum_n \langle a_1 \dots a_k | t_k^{(n)} | i_1 \dots i_k \rangle$

and  $\langle a_1 \dots a_k | t_k | i_1 \dots i_k \rangle_A = \sum_{R \in S_k} \langle a_1 \dots a_k | t_k | i_R \dots i_k \rangle$



For example (pair-cluster operator or the doubly excited cluster component)

$$T_2 = \frac{1}{4} \sum_{ijab} \langle ab | t_2 | ij \rangle_A N [X_a^\dagger X_c^\dagger X_b X_j]$$

$$= \frac{1}{2} \sum_{ijab} \langle ab | t_2 | ij \rangle N [X_a^\dagger X_c^\dagger X_b X_j]_{E_{ij}^{ab}}$$

where

$$\langle ab | t_2 | ij \rangle_A = \langle ab | t_2 | ij \rangle - \langle ab | t_2 | ji \rangle$$

$$T_2 = \sum_{n=1}^{\infty} T_2^{(n)}, \text{ where}$$

$$T_2^{(n)} \equiv \{ (R^{(0)} W)^n \}_{C,2} | \Phi_0 \rangle$$

connected diagrams with 4 external lines.

In the lowest order,

$$T_2^{(1)} \equiv \{ (R^{(0)} W) \}_{C,2} | \Phi_0 \rangle$$

$$= \begin{matrix} a \\ \swarrow \\ b \\ \downarrow \\ c \\ \searrow \\ j \end{matrix} \begin{matrix} \nearrow \\ \nearrow \\ \nearrow \\ \nearrow \end{matrix} \text{ (diagram)} = \frac{1}{4} \sum_{ijab} \frac{\langle ab | t_2 | ij \rangle_A}{E_c - E_a + E_j - E_b} \times \{ E_{ij}^{ab} | \Phi_0 \rangle$$

$$= \sum_{\substack{i < j \\ a < b}} \frac{\langle ab | v | ij \rangle_A}{\epsilon_i - \epsilon_a + \epsilon_j - \epsilon_b} \overbrace{\langle ij | \Phi_0 \rangle}^{|\Phi_{ij}^{ab}\rangle}$$

On the other hand

$$\begin{aligned} T_2^{(1)} |\Phi_0\rangle &= \frac{1}{4} \sum_{\substack{i < j \\ a < b}} \langle ab | t_2^{(1)} | ij \rangle_A \epsilon_{ij}^{ab} \\ &= \sum_{\substack{i < j \\ a < b}} \langle ab | t_2^{(1)} | ij \rangle_A |\Phi_{ij}^{ab}\rangle \end{aligned}$$

so that

$$\boxed{\langle ab | t_2^{(1)} | ij \rangle_A = \frac{\langle ab | v | ij \rangle_A}{\epsilon_i - \epsilon_a + \epsilon_j - \epsilon_b}}$$

Another example:

$T_1$  (the Hartree-Fock case):

$$T_1 = \sum_{i,a} \langle a | t_1 | i \rangle E_i^a,$$

$$T_1 = \sum_{n=1}^{\infty} T_1^{(n)}, \text{ where}$$

$$T_1^{(n)} |\Phi_0\rangle = \underbrace{\{ (R^{\infty} W)^n \}}_{\text{connected diagrams with 2 external lines}} c_1 |\Phi_0\rangle$$

In the H-F case,  $W = V_N$

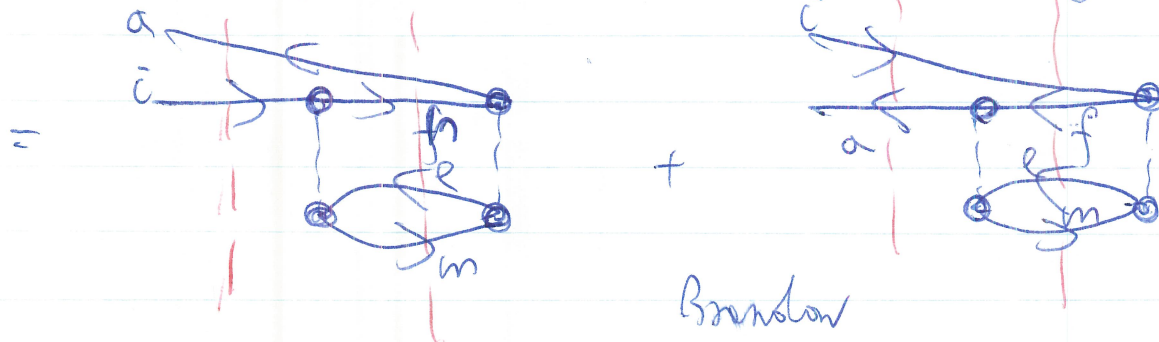
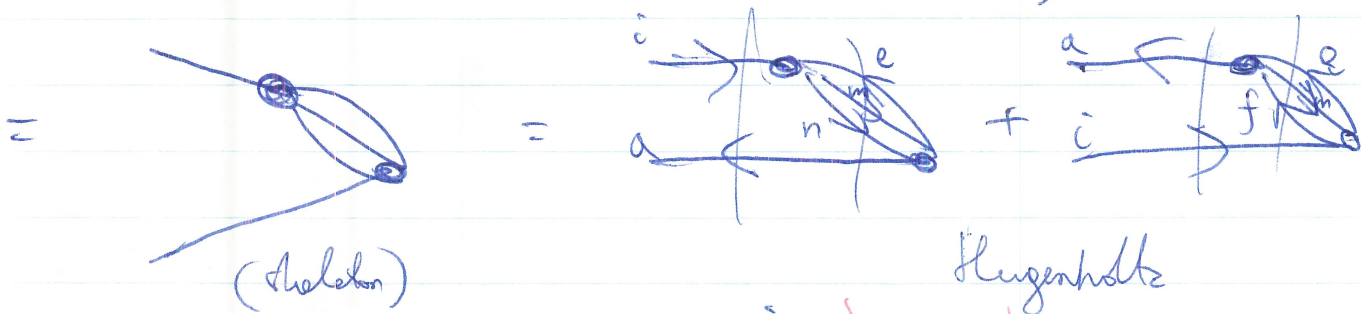
$$T_1^{(n)}|\Phi_0\rangle = \{ (R^{(0)} V_N)^n \} c_1 |\Phi_0\rangle$$

The correct orders:

$n=1$ :

$$T_1^{(1)}|\Phi_0\rangle = \{ (R^{(0)} V_N) \} c_1 |\Phi_0\rangle = 0 \text{ (no diagrams)}$$

$$n=2: T_1^{(2)}|\Phi_0\rangle = \{ (R^{(0)} V_N)^2 \} c_1 |\Phi_0\rangle$$



$$= \frac{1}{2} \sum_{a, i, m, n, e} \frac{\langle ea | \hat{v} | mn \rangle_A \langle mn | \hat{v} | ei \rangle_A}{(\epsilon_i - \epsilon_a)(\epsilon_m + \epsilon_n - \epsilon_a - \epsilon_e)} |\Phi_i^a\rangle$$

$$+ \frac{1}{2} \sum_{a, i, m, ef} \frac{\langle ma | \hat{v} | ef \rangle_A \langle ef | \hat{v} | mi \rangle_A}{(\epsilon_i - \epsilon_a)(\epsilon_m + \epsilon_i - \epsilon_e - \epsilon_f)} |\Phi_i^a\rangle$$

$$= \sum_{a, i} \langle a | t_1^{(2)} | i \rangle |\Phi_i^a\rangle, \text{ so that}$$

$$\langle a | t_1^{(2)} | i \rangle = \frac{1}{2} \sum_{ef, m} \frac{\langle ma | \hat{v} | ef \rangle_A \langle ef | \hat{v} | mi \rangle_A}{(\epsilon_i - \epsilon_a)(\epsilon_m + \epsilon_i - \epsilon_e - \epsilon_f)} - \frac{1}{2} \sum_{mne} \frac{\langle ea | \hat{v} | mn \rangle_A \langle mn | \hat{v} | ei \rangle_A}{(\epsilon_i - \epsilon_a)(\epsilon_m + \epsilon_n - \epsilon_a - \epsilon_e)}$$

As we can see, ~~in~~ in the H-F case,

$$T_1 = T_1^{(2)} + \dots$$

$$T_2 = T_2^{(1)} + \dots,$$

$T_2$  is <sup>a lot</sup> more important than  $T_1$ .

We can use similar analysis to show that

$$T_3 = T_3^{(2)} + \dots \quad \left( \begin{array}{c} \text{Diagram of } T_3^{(2)} \\ = T_3^{(2)} \end{array} \right)$$

$$T_4 = T_4^{(3)} + \dots$$

Now, we will prove a CONNECTED CLUSTER THEOREM,

$$|\Psi\rangle = e^T |\Phi_0\rangle,$$

where 
$$T|\Phi_0\rangle = \sum_{n=1}^{\infty} \{ (R^{(0)}W)^n \} |\Phi_0\rangle.$$

Proof is based on the ~~approximation~~ fact that

$$\sum_{n=r}^{\infty} \{ (R^{(0)}W)^n \} \ll_r |\Phi_0\rangle =$$

$$= \frac{1}{r!} T^r |\Phi_0\rangle. \quad (A)$$


we must have at least  $n$   $W$  vertices to get  $\ll_r$  diagrams

Let us prove Eq. (A). The  $r=1$  case is obvious,


$$\begin{aligned} \sum_{n=1}^{\infty} \{ (R \otimes W)^n \}_1 | \Phi_0 \rangle &= \\ &= \sum_{n=1}^{\infty} \{ (R \otimes W)^n \}_0 | \Phi_0 \rangle \\ &\equiv T | \Phi_0 \rangle = \frac{1}{\|T | \Phi_0 \rangle\|} T | \Phi_0 \rangle. \end{aligned}$$

The  $r=2$  case:


$$\begin{aligned} \sum_{n=2}^{\infty} \{ (R \otimes W)^n \}_2 | \Phi_0 \rangle &= \\ = \sum_{n=2}^{\infty} \sum_{[A]} \sum_{t_1 < t_2} \{ (R \otimes W)^n \}_{\underbrace{[A]_{t_1} [A]_{t_2}}_2} | \Phi_0 \rangle \end{aligned}$$

[ diagrams with equivalent connected components  ]

+ all time versions leading to nonequivalent diagrams (not all time versions, since we can get a given diagram as two time versions; cf. the



case, where there are 2 time versions, but only 1 is needed, or the



case, where there are 6 time versions, but only 3 are nonequivalent;

the nonequivalent time versions are produced by having a symbolic ordering of  $[A]_{t_1}, [A]_{t_2}$  diagrams,  $t_1 < t_2$ , to avoid

-637-

repetitions]


$$+ \sum_{n=2}^{\infty} \sum_{[A] \times [B]} \sum_{t_1, t_2} \{ (R^{\infty} W)^n \} [A]_{t_1} [B]_{t_2} \left| \Phi_0 \right\rangle$$

[ diagrams with different connected components,




+ all time versions.  
 (In this case, [A] and [B] are different, so that we need all time versions to get all diagrams of a given type)

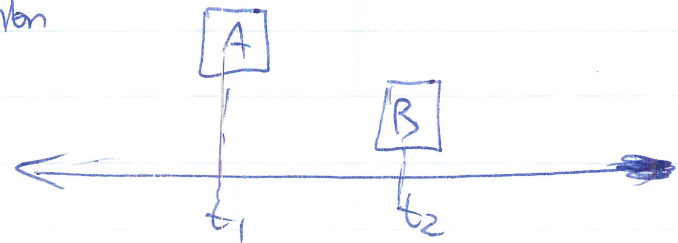
To eliminate repetitions, we "order" the connected components in some way; this is important since



examples:  
 the



In the above notation,  $[A]_{t_1}, [B]_{t_2}$  is a time version



of a given diagram consisting of components [A] and [B].

We assume that components  $[A]$  and  $[B]$  are connected (the  $\leq$  case). Clearly, both components have some external lines (otherwise, we would get an unlinked contribution).

We obtain,

$$\begin{aligned} & \sum_{n=2}^{\infty} \left\{ (R^{\odot} W)^n \right\}_{\leq 2} | \Phi_0 \rangle \\ &= \sum_{n=2}^{\infty} \sum_{[A]} \sum_{t_1 < t_2} \left\{ (R^{\odot} W)^n \right\}_{[A]_{t_1} [A]_{t_2}} | \Phi_0 \rangle \\ &+ \sum_{n=2}^{\infty} \sum_{[A] < [B]} \sum_{t_1, t_2} \left\{ (R^{\odot} W)^n \right\}_{[A]_{t_1} [B]_{t_2}} | \Phi_0 \rangle \\ &= \frac{1}{2} \sum_{n=2}^{\infty} \sum_{[A]} \sum_{t_1, t_2} \left\{ (R^{\odot} W)^n \right\}_{[A]_{t_1} [A]_{t_2}} | \Phi_0 \rangle \\ & \quad \uparrow (t_1 \text{ cannot be } t_2 \text{ anyway}) \end{aligned}$$

(we include ALL time versions; to avoid repetitions we must include a factor of  $\frac{1}{2}$ , as in

$$\begin{array}{c} \text{Diagram 1} \\ \text{Diagram 2} \end{array} = \frac{1}{2} \left\{ \begin{array}{c} \text{Diagram 3} \\ \text{Diagram 4} \end{array} + \begin{array}{c} \text{Diagram 5} \\ \text{Diagram 6} \end{array} \right\}$$



$$+ \frac{1}{2} \sum_{n=2}^{\infty} \sum_{[A] \neq [B]} \sum_{t_1, t_2} \{ (R^{\odot} W)^n \}_{[A]_{t_1}, [B]_{t_2} | \Phi_0 \rangle}$$

$$= \frac{1}{2} \sum_{n=2}^{\infty} \sum_{[A], [B]} \sum_{t_1, t_2} \{ (R^{\odot} W)^n \}_{[A]_{t_1}, [B]_{t_2} | \Phi_0 \rangle}$$

All time versions of the  $\mathcal{L}_2$  diagrams consisting of pieces [A] and [B]

$$= \frac{1}{2} \sum_{k=1}^{\infty} \sum_{l=1}^{\infty} \sum_{[A], [B]} \sum_{t_1, t_2} \{ (R^{\odot} W)^k (R^{\odot} W)^l \}_{[A]_{t_1}, [B]_{t_2} | \Phi_0 \rangle}$$

$\uparrow$   $\uparrow$   
 $k$  vertices  $W$   $l$  vertices  $W$

Factorization  
 $\xrightarrow{\text{Lemma}}$

$$\frac{1}{2} \sum_{k=1}^{\infty} \sum_{l=1}^{\infty} \sum_{[A]} \sum_{[B]} \{ (R^{\odot} W)^k \}_{[A]} \times$$

$\uparrow$   
connected d-mcs [A]

$$\times \{ (R^{\odot} W)^l \}_{[B]} | \Phi_0 \rangle$$

$\uparrow$   
connected d-mcs

$$= \frac{1}{2} \underbrace{\sum_{k=1}^{\infty} \sum_{[A]} \{ (R^{\odot} W)^k \}_{[A]}}_T \underbrace{\sum_{l=1}^{\infty} \{ (R^{\odot} W)^l \}_{[B]} | \Phi_0 \rangle}_T$$

$$= \frac{1}{2} T^2 |\Phi_0\rangle.$$

Thus, 
$$\sum_{n=2}^{\infty} \{ (R^{\odot} W)^n \}_{L_2} |\Phi_0\rangle = \frac{1}{2!} T^2 |\Phi_0\rangle,$$

For a general  $r$  case, we just recognize that

$$\sum_{n=r}^{\infty} \{ (R^{\odot} W)^n \}_{L_r} |\Phi_0\rangle =$$

$$= \frac{1}{r!} \sum_{n=r}^{\infty} \sum_{[A_1, \dots, A_r]} \sum_{t_1 \dots t_r} \{ (R^{\odot} W)^n \}_{[A_1, \dots, A_r]} |\Phi_0\rangle$$

connected pieces  $[A_1, \dots, A_r]$ 
all time vertices
diagrams composed of  $[A_1, \dots, A_r]$

to eliminate repetitions, as in the  $r=2$  case

$$= \frac{1}{r!} \sum_{k_1=1}^{\infty} \dots \sum_{k_r=1}^{\infty} \sum_{[A_1, \dots, A_r]} \sum_{t_1 \dots t_r}$$

$$\{ (R^{\odot} W)^{k_1} \dots (R^{\odot} W)^{k_r} \}_{[A_1, \dots, A_r]} |\Phi_0\rangle$$

$k_1$  vertices
 $k_r$  vertices

Factorization  
lemma

(641)-

$$\frac{1}{r!} \sum_{k_1=1}^{\infty} \{ (R^{(0)} W)^{k_1} \} [A_1] \times$$

$$\times \dots \times \sum_{k_r=1}^{\infty} \{ (R^{(0)} W)^{k_r} \} [A_r] | \Phi \rangle$$

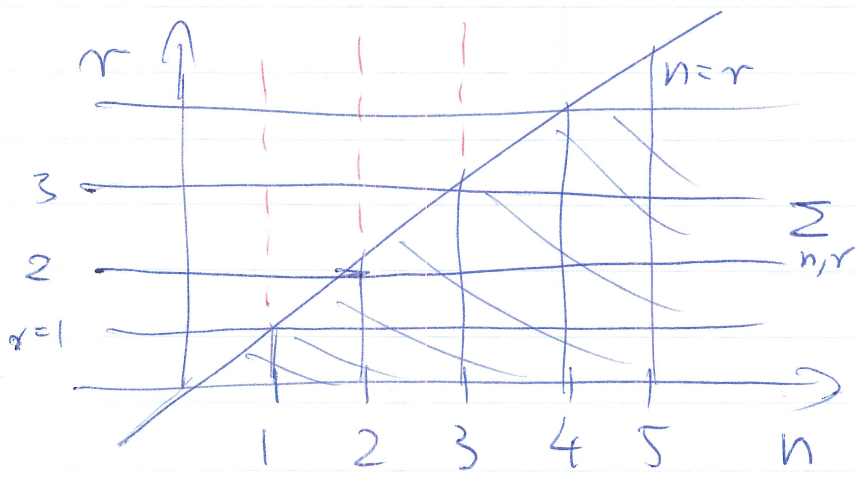
connected with ext. lines

$$= \frac{1}{r!} T^r | \Phi \rangle$$

Now,

$$| \Psi \rangle = \sum_{n=1}^{\infty} \sum_{r=1}^n \{ (R^{(0)} W)^n \} | \Phi \rangle$$

$$= | \Phi \rangle + \sum_{r=1}^{\infty} \sum_{n \geq r} \{ (R^{(0)} W)^n \} | \Phi \rangle$$



$$= |\Phi_0\rangle + \sum_{r=1}^{\infty} \frac{1}{r!} \text{Tr} |\Phi\rangle = e^{\hat{T}} |\Phi_0\rangle,$$

Ansatz completes the proof.

Other arguments in favor of  
 $|\Psi_0\rangle = e^{\hat{T}} |\Phi_0\rangle.$

We know that the exact wave function

$$\begin{aligned} |\Psi_0\rangle &= c_0 |\Phi_0\rangle + \sum_{i,a} c_a^{i1} |\Phi_i^a\rangle \\ &+ \sum_{\substack{i,j \\ a,b}} c_{ab}^{ij} |\Phi_{ij}^{ab}\rangle + \dots \\ &= c_0 |\Phi_0\rangle + \sum_{r=1}^N \hat{C}_r |\Phi_0\rangle, \end{aligned}$$

where

$$\hat{C}_r |\Phi_0\rangle = \sum_{\substack{i_1 < \dots < i_r \\ a_1 < \dots < a_r}} c_{a_1 \dots a_r}^{i_1 \dots i_r} |\Phi_{i_1 \dots i_r}^{a_1 \dots a_r}\rangle.$$

are the  $r$ -body excitation operators.

Clearly,

$$C_{a_1 \dots a_r}^{i_1 \dots i_r} = \langle \Phi_{i_1 \dots i_r}^{a_1 \dots a_r} | \Psi_0 \rangle.$$

Since

$$|\Phi_{i_1 \dots i_r}^{a_1 \dots a_r}\rangle \text{ are antisymmetric with}$$

respect to permutations of  $i_1, \dots, i_r$  or  $a_1, \dots, a_r$ ,  
 the same property applies to  $C_{a_1 \dots a_r}^{i_1 \dots i_r}$   
 (in particular, if two  $i$ 's or two  $a$ 's are identical,  
 $C_{a_1 \dots a_r}^{i_1 \dots i_r} = 0$ ), so that

$$\hat{C}_r |\Phi_0\rangle = \left(\frac{1}{r!}\right)^2 \sum_{\substack{i_1 \dots i_r \\ a_1 \dots a_r}} C_{a_1 \dots a_r}^{i_1 \dots i_r} |\Phi_{i_1 \dots i_r}^{a_1 \dots a_r}\rangle$$

$$\text{or } \hat{C}_r = \left(\frac{1}{r!}\right)^2 \sum_{\substack{i_1 \dots i_r \\ a_1 \dots a_r}} C_{a_1 \dots a_r}^{i_1 \dots i_r} \underbrace{\sum_{j_1 \dots j_r} |\Phi_{j_1 \dots j_r}^{a_1 \dots a_r}\rangle \langle a_1 \dots a_r | \hat{C}_r | i_1 \dots i_r \rangle_A}_{\text{}}.$$

We can always renormalize  $|\Psi_0\rangle$  to  
 satisfy

$$\langle \Phi_0 | \Psi_0 \rangle = 1. \text{ In this}$$

$$\text{case, } C_0 = 1.$$

Thus,

$$\begin{aligned} |\Phi_0\rangle &= |\Phi_0\rangle + \sum_{r=1}^N \hat{C}_r |\Phi_0\rangle \\ &= (1 + \hat{C}) |\Phi_0\rangle, \end{aligned}$$

where

$$\hat{C} = \sum_{r=1}^N \hat{C}_r = \hat{C}_1 + \hat{C}_2 + \dots + \hat{C}_N$$

the excitation operator.

Let us define

$$\begin{aligned} T &= \ln(1 + \hat{C}) = \\ &= \sum_{m=1}^{\infty} (-1)^{m+1} \frac{\hat{C}^m}{m}. \end{aligned}$$

In general, operator  $T$  may not exist.

However, in our case,

$$\begin{aligned} \hat{C}^m &= 0 \text{ for } m > N. \\ &(\hat{C} \text{ is nilpotent}) \end{aligned}$$

Thus,

$$T = \sum_{m=1}^{\infty} (-1)^{m+1} \frac{C^m}{m}$$

$$= \sum_{m=1}^N (-1)^{m+1} \frac{C^m}{m}$$

$B$  a well-defined operator, represented by a finite expansion.

Clearly,  $T$  is an excitation operator,

$$T = C - \frac{C^2}{2} + \frac{C^3}{3} - \dots$$

$$= C_1 + C_2 + C_3 + \dots \neq \frac{(C_1 + C_2 + \dots)^2}{2}$$

$$\Rightarrow T_1 = C_1$$

$$T_2 = C_2 - \frac{C_1^2}{2}, \text{ etc.}$$

Since  $T = \ln(I + C) \Rightarrow$

$$I + C = e^T \Rightarrow |\Psi_0\rangle = e^T |\Phi_0\rangle.$$

This does not tell us what is  $T$  from the MBPT point of view, but certainly  $T$  exists.

The advantage of the connected cluster theorem is that  $T$  is defined by a well-defined class of diagrams (connected diagrams), which gives us a deep insight into the structure of a many-particle wave function.

The  $e^T | \Phi \rangle$  works for  $| \Psi_0 \rangle$

is the basis of the COUPLED-CLUSTER theory, which is based

on ~~approx~~ solving the Schrödinger eqn.


for  $T$ , treating  $T$  as an unknown. In practice, we truncate  $T$  at a given excitation level,

say  $T = T_1 + T_2$ , and we are solving

for  $\langle a | t_1 | i \rangle \equiv t_a^i$ ,  $\langle ab | t_2 | ij \rangle \equiv t_{ab}^{ij}$ , etc. cluster amplitudes depending  $T_1, T_2$ , etc.



This has an advantage, since CC Ansatz guarantees the correct description of separability of a system into subsystems:



$$H_{AB} = H_A + H_B$$

$$|\Phi_0^{(AB)}\rangle = |\Phi_0^{(A)}\rangle |\Phi_0^{(B)}\rangle \quad (\text{we are assuming that reference separates OK}).$$

$$|\Psi_0^{(AB)}\rangle = e^{T^{(AB)}} |\Phi_0^{(AB)}\rangle.$$

$T^{(AB)}$  is connected, so that (cf. earlier discussion)

$$T^{(AB)} = T^{(A)} + T^{(B)},$$

$$[T^{(A)}, T^{(B)}] = 0.$$

In math,

$$e^{X+Y} = e^X e^Y \text{ if } [X, Y] = 0.$$

Thus,

$$\begin{aligned}
 |\Psi_0^{(AB)}\rangle &= e^{T^{(A)}+T^{(B)}} |\Phi_0^{(A)}\rangle |\Phi_0^{(B)}\rangle \\
 &= e^{T^{(A)}} |\Phi_0^{(A)}\rangle e^{T^{(B)}} |\Phi_0^{(B)}\rangle \\
 &= |\Psi_0^{(A)}\rangle |\Psi_0^{(B)}\rangle, \text{ which is}
 \end{aligned}$$

a desirable behavior.

The energy,

$$\begin{aligned}
 E^{(AB)} &= \langle \Phi_0^{(AB)} | H_{AB} e^{T^{(AB)}} | \Phi_0^{(AB)} \rangle \\
 &= \langle \Phi_0^{(A)} | \langle \Phi_0^{(B)} | (H_A + H_B) e^{T^{(A)}} | \Phi_0^{(A)} \rangle e^{T^{(B)}} | \Phi_0^{(B)} \rangle \\
 &= \langle \Phi_0^{(A)} | H_A | \Psi_0^{(A)} \rangle + \langle \Phi_0^{(B)} | H_B | \Psi_0^{(B)} \rangle \\
 &= \langle \Phi_0^{(A)} | \Psi_0^{(A)} \rangle = E^{(A)} + E^{(B)}, \text{ which is perfect.}
 \end{aligned}$$

The CC ensatz guarantees the correct separability and size extensivity of the results.