

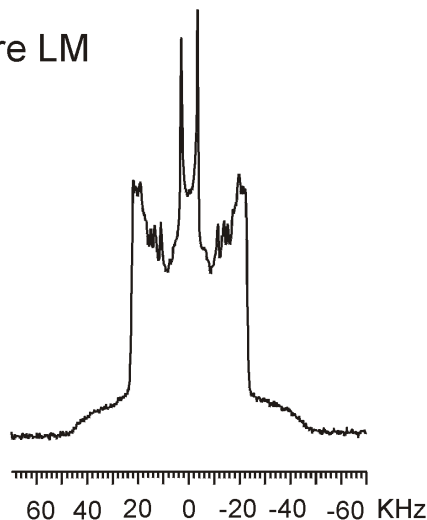
^2H NMR of Membranes with Deuterated Lipids and Bound Peptides

FP23 = control peptide

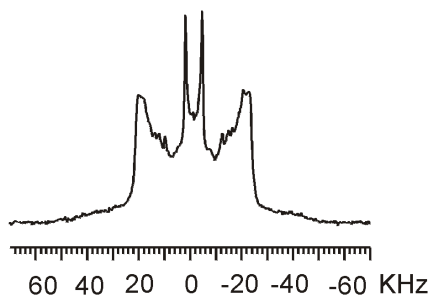
Melittin = major component of bee venom

LM = lipid membranes

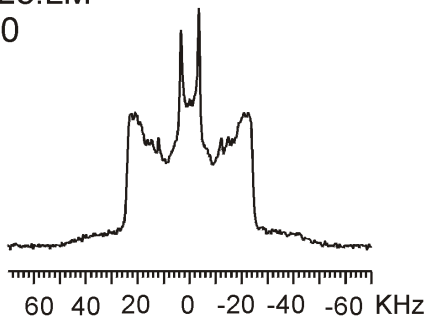
(a)
Pure LM



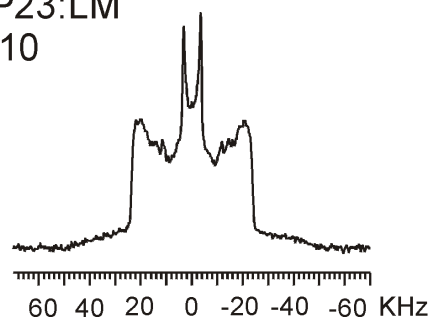
(b)
FP23:LM
1:100



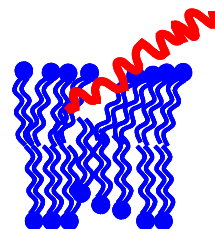
(c)
FP23:LM
1:20



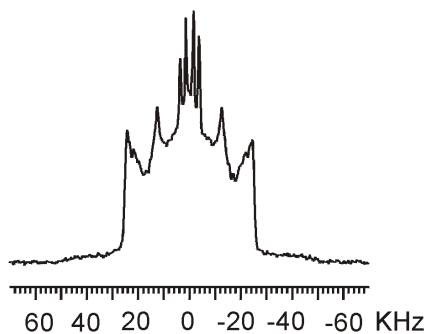
(d)
FP23:LM
1:10



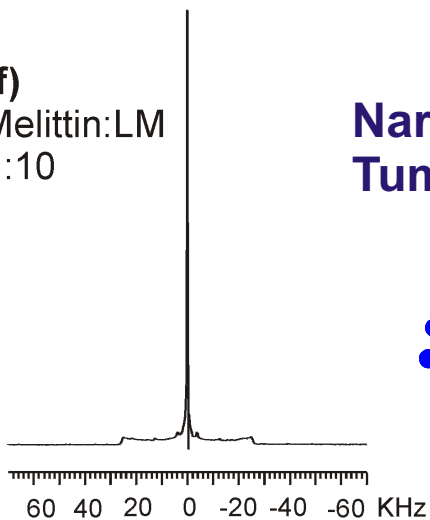
Broad = Slow Tumbling



(e)
Melittin:LM
1:33



(f)
Melittin:LM
1:10



Narrow = Rapid Tumbling

